

Proceedings

OF THE
COLLEGE OF UNIVERSAL WISDOM
YUCCA VALLEY, CALIFORNIA

A BRANCH OF THE MINISTRY OF UNIVERSAL WISDOM, INC.

A Non-sectarian and Non-profit Organization
for Religious and Scientific Research.

VOLUME 10 JANUARY - FEBRUARY - MARCH - 1975 NUMBER 7



This picture was photographed at Maryland USAF base in 1953 by Dan Frankforter, photographer of Fairchild Aircraft Corp.

P R O C E E D I N G S
OF THE COLLEGE OF UNIVERSAL WISDOM
Yucca Valley, California

A branch of the Ministry of Universal Wisdom, Inc.

Volume 10 January - February - March - 1975 Number 7

CONTENTS

AIR FORCE PLANE AND TWO U.F.O.s	page	1
OFFICIAL N.A.S.A.- U.F.O.s	"	3
ASSOCIATE	"	10
PICTURES	"	12
NOTICE	"	15
PYRAMID ENERGY AGAIN	"	16

The "Proceedings" is mailed free to those people who request it and financially support its printing by contributions. There is no subscription rate. All donations, checks, money orders, contributions and bequests should be made to the Ministry of Universal Wisdom, Incorporated.

"PROCEEDINGS" are published by the Ministry of Universal Wisdom, Inc., at Yucca Valley, California. Printed in U.S.A. Business and Editorial offices: College Office Building. George W. Van Tassel - Director; Darlene J. Wing - Secretary-Treasurer; George W. Van Tassel - Editor. All rights, including translation, reserved. Manuscripts and photographs from our members or friends must be accompanied by a self-addressed, stamped envelope. As we do not employ solicitors or representatives, please address all correspondence concerning "Proceedings", contributions, donations, bequests, etc., directly to:

THE MINISTRY OF UNIVERSAL WISDOM, INC.
P.O. Box 458, Yucca Valley, California 92284
U.S.A.

OUR 21st YEAR In Publication

Official N.A.S.A. U.F.O.'s

(Credit to Y.J. Matsumura, Director of CBA
International, Naka P.O. Box 12, Yokohama 232,
Japan)

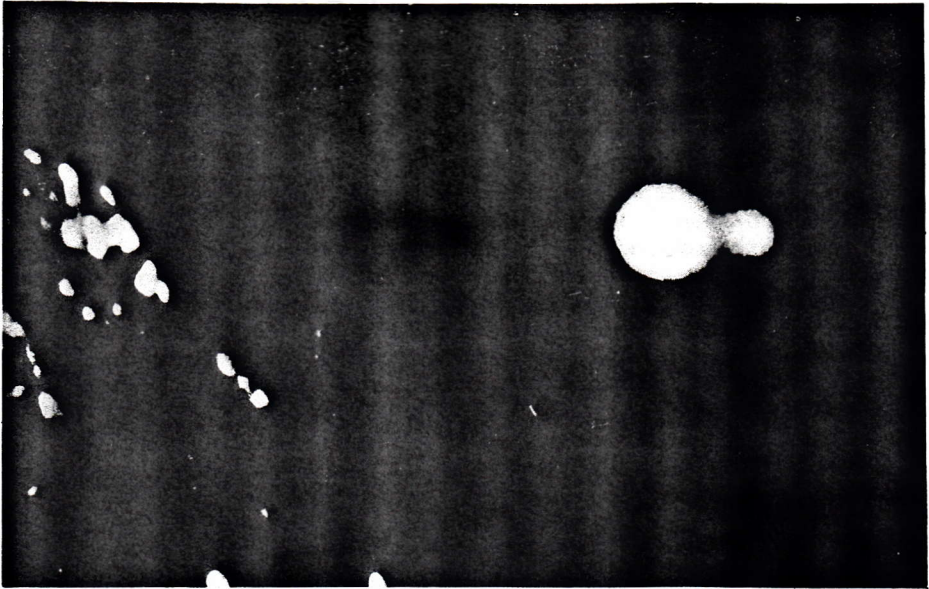
These photos can be ranked as the best among those of UFOs so far taken by many astronauts. One of the characteristics of the snowman-type UFO's appearing on the film is that they are similar in shape to UFO caught on pictures by Gemini 11 astronaut Conrad over the Indian Ocean. Apollo 11's film is believed to be the world's best documentary film of UFOs which, is of great historical significance, in view of the special maneuvers of the UFOs appearing on the film (horizontal, hovers, vertical ascent and descent, and changing flying formation) as well as the large size of UFOs.

It is also of great moment that the film was made by Apollo 11, which put man on the moon surface for the first time in full view of the people the world over. Its value, therefore, cannot be emphasized enough. The film also gives evidence of the UFO's they came from outer space.

NASA simply explains the film as "Lunar Surface from the LM (landing module)", but a close scanning by aerospace specialist Y.J. Matsumura your editor-in-chief, revealed the following details:

Around 6 p.m. on July 19, 1969 or the day before the historic moon landing, Apollo 11 shifted from an elliptical to a circular orbit around the moon. Thereupon LM Pilot Edwin E. Aldrin, Jr. moved to the LM "Eagle" and final testing all the systems once more before the lunar landing mission, including a 16mm close-up camera for the moon surface. All of a sudden, UFOs flew into the scenes being filmed by the camera, operated by Astronaut Aldrin. This is how it happened as the film was later screened:

First, a scene of the crater-pocked moon surface is shown. Immediately after that, two UFOs, flying in a vertical formation shaped like a snowman, enter the scene from left. They move almost horizontally to the center of the scene at a high speed. As viewers hold their breath in surprise, they then retrace their flight course leftward, disappearing from the scene.



The Moon Is On The Left

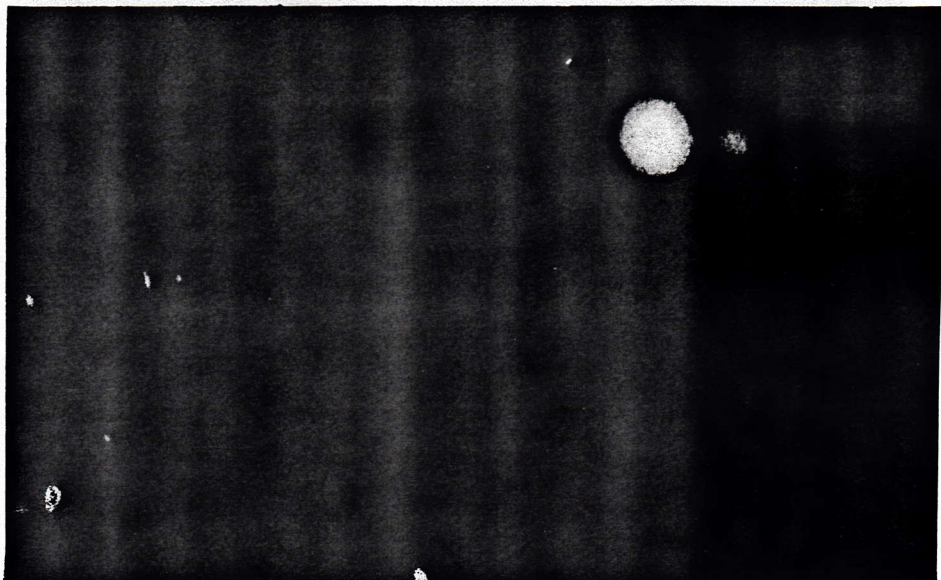
One or two seconds later, two UFOs, one large and the other small, fly into the scene from above in a formation looking like a laid-down snowman, and slowly descend. They then become stationary in space, and suddenly, spurt what looks like a tail, from between them. This marvelous scene is the highlight of the film. After ending the spurt, the UFOs start to move, descending further.

They fly down to the vicinity of the moon surface in a slanted formation. Then the UFOs, so far seeming combined, completely separate from each other. Thereupon, they suddenly shine and the circular objects are surrounded by what looks like a strong halation. They are observed in foreground further from the moon's horizon. A calculation revealed the objects were only 20 to 30 m. away from the camera. They then rise vertically and disappear from the scene. After a while, only one UFO shows up and immediately flies out of the scene.

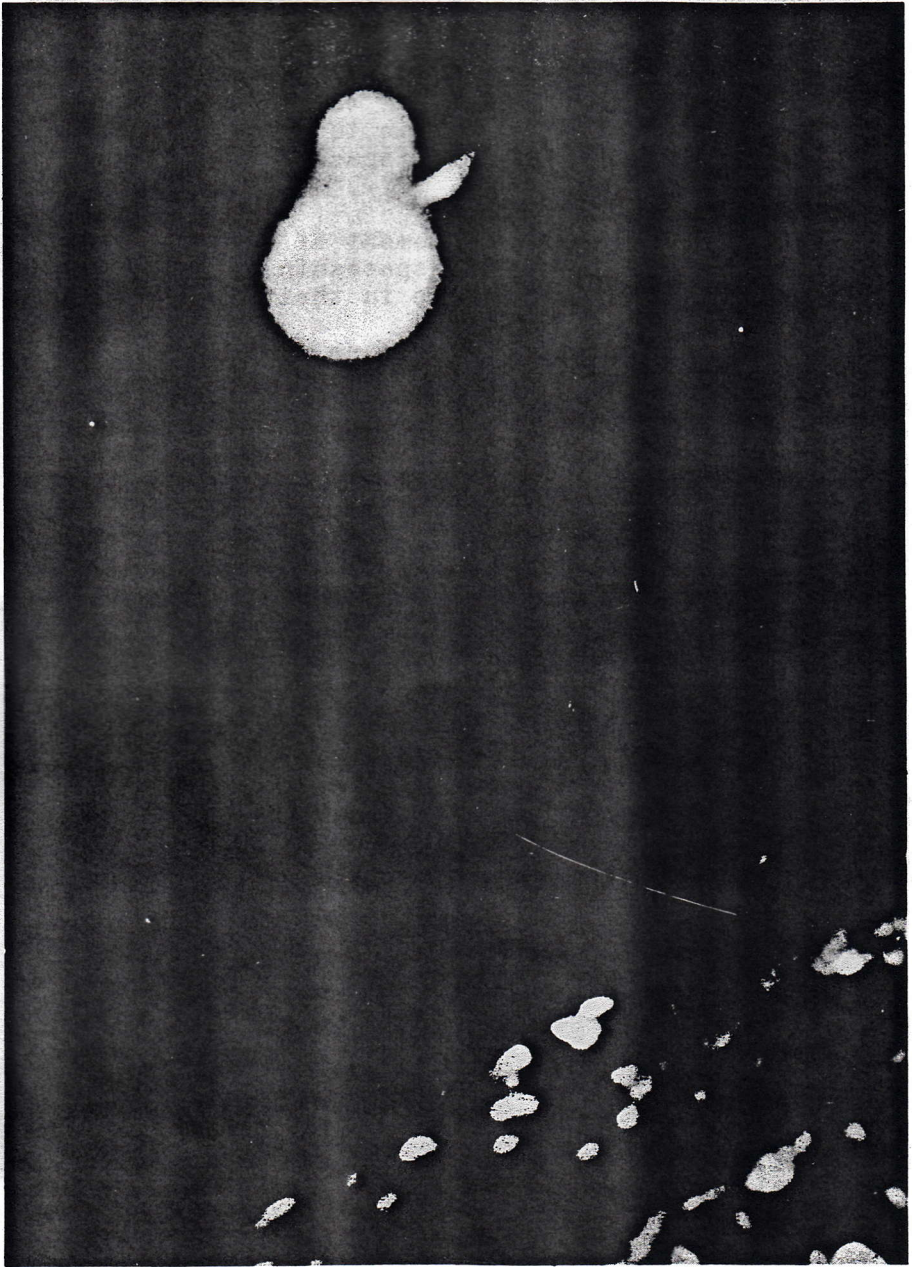
The feat of the Apollo 11 spaceship, which put man on the moon's surface for the first time, spelled the advent of a new space age for mankind. At the same time, this also turned out an occasion for an encounter between man and UFOs against the background of the moon - a really epochal event in the history of UFOs, which also are the reminder of space for the human race.

Just before the historic moment of the moon landing, UFOs were approaching Apollo spaceship, shedding their veils and revealing themselves in their entirety!

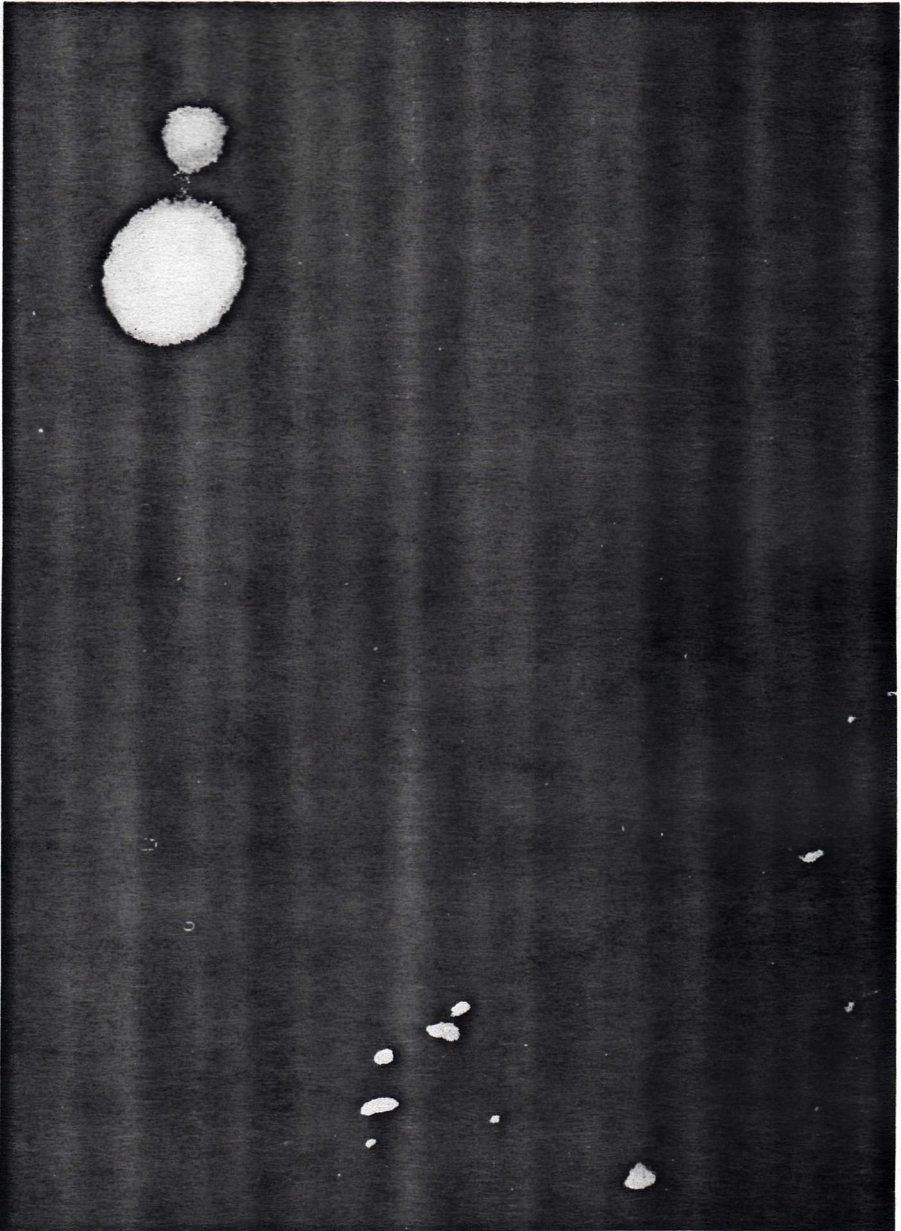
The decisive photos carried here are all from a 16mm documentary color film of Apollo 11's exploit specially provided to this magazine by NASA. Our editorial staff made a series of color slides and B & W pictures by picking frame after frame after frame from the film, and the pictures presented here represent a selection of principal ones from them.



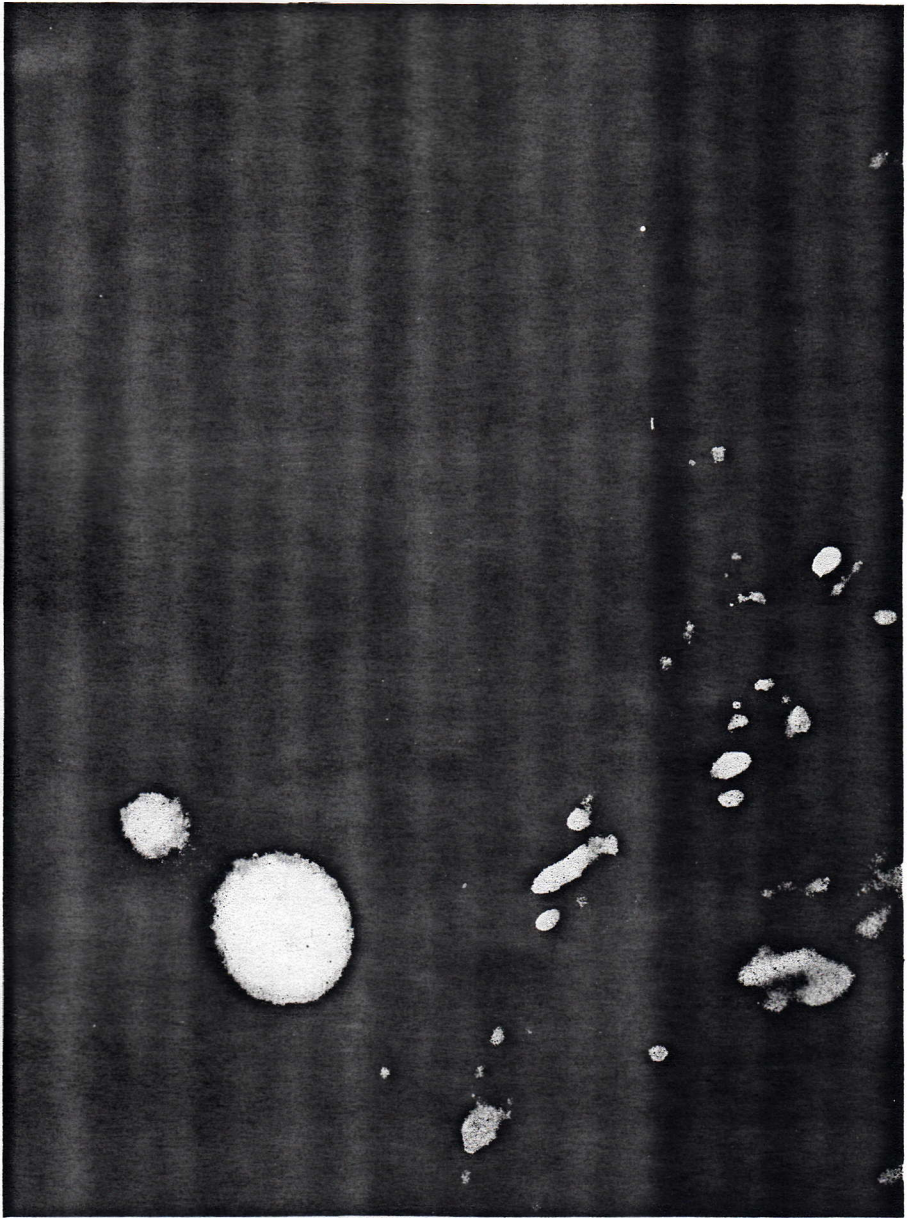
The Moon Is On The Lower Left.



The Moon Is On The Lower Right



One behind the other the two U.F.O's separate.



U.F.O. Separated-Moon Lower Right.



Gemini 7 astronauts Lt-Col. Frank Borman and Commander James Lovell also spotted UFOs on the 2nd revolution of flight on December 4, 1965 and the 5th revolution flight again, and took the photograph of it. This picture released by NASA made a lame excuse by mentioning them as "Clouds at Twilight" about two UFOs underside of the photograph, but experts state all together two objects are evidently UFOs. (The objects are far above the cloud level).

ASSOCIATE

This is a picture of one of the greatest of living scientists, Thomas Galen Hieronymous. This picture of our associate, was taken in Georgia during our recent conference there.

Galen Hieronymous is, in our estimation, the top man in the science of "Eloptic" energy. This is the universal non-magnetic, non-electrical energy that is controlled by Uri Geller to bend silverware and for other purposes of demonstration.

Galen is the inventor of the "Hieronymous Device". This detector and recorder operates without a time speed reference, at any distance, using the "Life Force" as the instant media. Galen has demonstrated the accuracy and potential of his instrument for over 40 years in research.

The potential of his device has an unlimited future in a science that few are involved in. Through this "living essence" he has tracked and recorded the Moon flights of Apollo 8 and Apollo 11. His recordings of the astronauts on these flights were continuous while they were behind the Moon, as if the mass of the Moon didn't exist.

Galen is a Fellow of the American Institute of Electrical and Electronic Engineers; a registered Professional Engineer; served in the Signal Corps in World War I, and has quietly accumulated masses of research data on this life force he calls "Eloptic" energy. His patent on the device was issued in both the United States and Canada under numbers 2,482,773 and 486,008 respectively.

We are very honored to be associated with Galen Hieronymous.







PICTURES

It has been said that a picture says more than a thousand words. In the following pages, we are printing enough pictures to bring you a whole book in words.


These pictures of the College property and the "Integratron" may convey to our readers the magnitude of the amount of work that we have accomplished here.




This picture shows the road now being paved by the county. It is taken from the Southwest corner of the fenced 10 acres of College land.




This picture shows the workshop on the right, the control center and the "Integratron", from across the road looking East.




This picture is taken from the road, at the entrance gates, and shows the frames that will hold the bi-polar antenna coils, with the "Integratron" in the background.



This picture shows the well pumphouse and storage tank for the water system in the right foreground, with the shop and "Integratron" beyond them.



Looking from the Northwest at the "Integratron" with the shop, the Gardner-Denver air compressor, and fuel tank to the right foreground.



This picture is taken looking through the bi-polar antenna frames at the control room and power equipment in front of the "Integratron".




NOTICE

Approximately 25% of the people in our "Proceedings" file, have not communicated with us for the past 2 years.

If your name has a (✓) check mark in front of it, as addressed on this copy, you are one of them. Due to the increase in cost of printing and postage, your file card will be put in the inactive file after this issue unless we hear from you.

Proceedings

OF THE COLLEGE OF
UNIVERSAL WISDOM



P.O. Box 458
YUCCA VALLEY, CALIFORNIA
U.S.A. 92284



FIRST CLASS



Howard Dissly

11743 Villa Grande Dr.

Croft Cocon,

Mo.

63141,

PYRAMID ENERGY AGAIN

We are reprinting a paragraph from a letter sent to us by one of our associates. He made the pyramid we printed the plans for in the "Proceedings" of July-August-September - 1974.

"I finally got around to building a pyramid as outlined in one of this years issues of "Proceedings". I find it excellent for keeping fruits and vegetables. Some oranges I had under the pyramid for over two months and even though the skins became wrinkled, the inside was juicy and still good for eating. I also noticed that fruit flies and other small bugs will not stay under the pyramid for very long. I have the front of the shelf area open which allows free entrance to the storage area by any creature. Even though these insects enter under the pyramid, I find that within a few seconds they leave even though the fruit and other items stored there must be very tempting."