

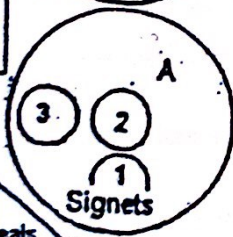
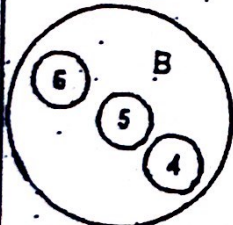
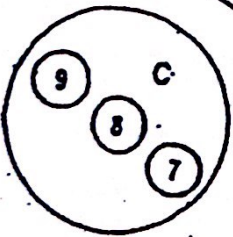
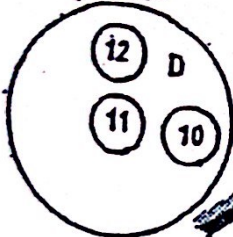
# Phoenix - 2003

© 2003 Ashayana & Azurtanya Deane

# The Universal Templar Complex


The First 4 SHIELDS each with 3 SIGNETS and correspondence to the Kathara Centers of the Level-1 12-Tree Kathara Grid.

Shields



## HORIZONTAL SHIELDS

- A. TELLURIC SHIELD  
Gross Matter Shield  
Dimensions 1-3
- B. DORADIC SHIELD  
Semi-etheric Matter Shield  
Dimensions 4-6
- C. TEURIC SHIELD  
Etheric Matter Shield  
Dimensions 7-9
- D. MAHARIC SHIELD  
Pre-matter Shield  
Dimensions 10-12
- E. RISHIC SHIELD  
Anti-matter Shield  
Dimensions 13-15  
(vertical- not shown)



The 12 SIGNET Star Crystal Seals of the

Universal Kathara Grid. SIGNET SEALS are the core points of consolidated frequency corresponding to each Dimension that represent the first manifest arrangement of scalar waves created through the mathematical programs of the corresponding Kathara Centers. The Signets transmit the organizational programs upon which the Scalar Shields manifest. Each 3-Dimensional Scalar Shield manifests on the electro-tonal programs of 3 Signet Star Crystal Seals. Signet Seals keep the Harmonics of Matter Density separate from each other by keeping Partik'i units phase-locked into their 3-dimensional electromagnetic domain.

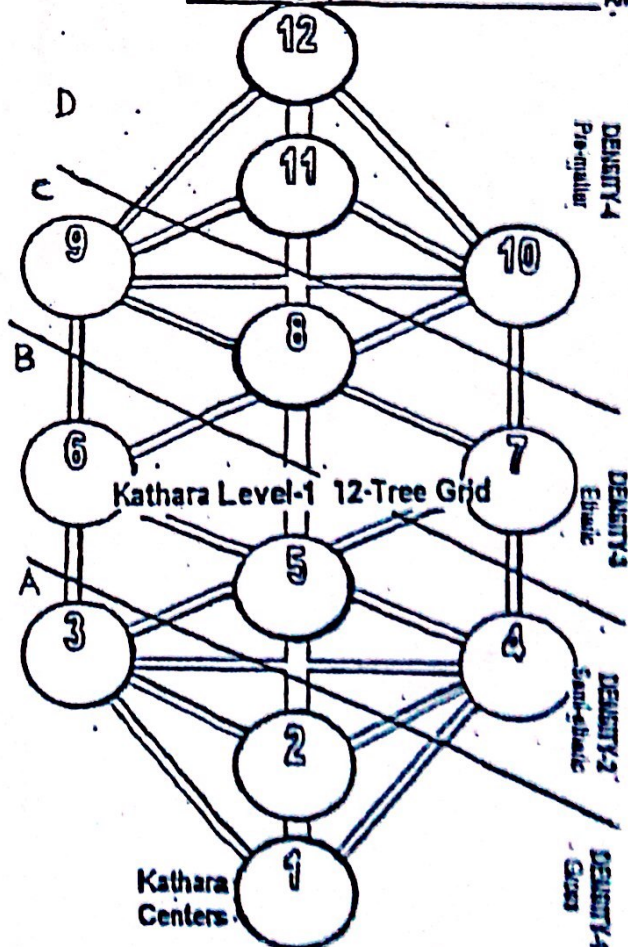
When released, Signet Seals serve as Star Gates, allowing the Time Cycles and Matter Density Levels within the Time Matrix to merge and blend. Signet Seals are the central control points for Scalar Shield programming.

## Kathara Level-2 Scalar Shields & Crystal Seals

The 4 Scalar SHIELDS corresponding to the Kathara Center programs and Harmonics of Matter Density within the Universal Manifestation Template. (The 5<sup>th</sup> Scalar Shield in the 15-Dimensional Time Matrix corresponds to the first 3 Kathara Centers of the Cosmic Kathara Grid.) Shields are the 3-Dimensional scalar-wave grids that hold the blueprint for manifestation, as set by the mathematical encoding of Partik'i Phasing Rhythm held within the Kathara Centers of the Manifestation Template.

The 12-Dimensional UNIVERSAL KATHARA GRID within the 15-Dimensional Time Matrix. The 12 Kathara Centers hold the core mathematical and geometrical Partik'i Phasing programs upon which the Shields of the Universal Manifestation Template organize.

Cosmic Kathara Grid 'DENSITY-5' Anti-matter



The structure of the macrocosmic Universal Templar Complex is replicated within the microcosmic structure of the personal Internal Templar Complex upon which 15-Dimensional Human Anatomy manifests.

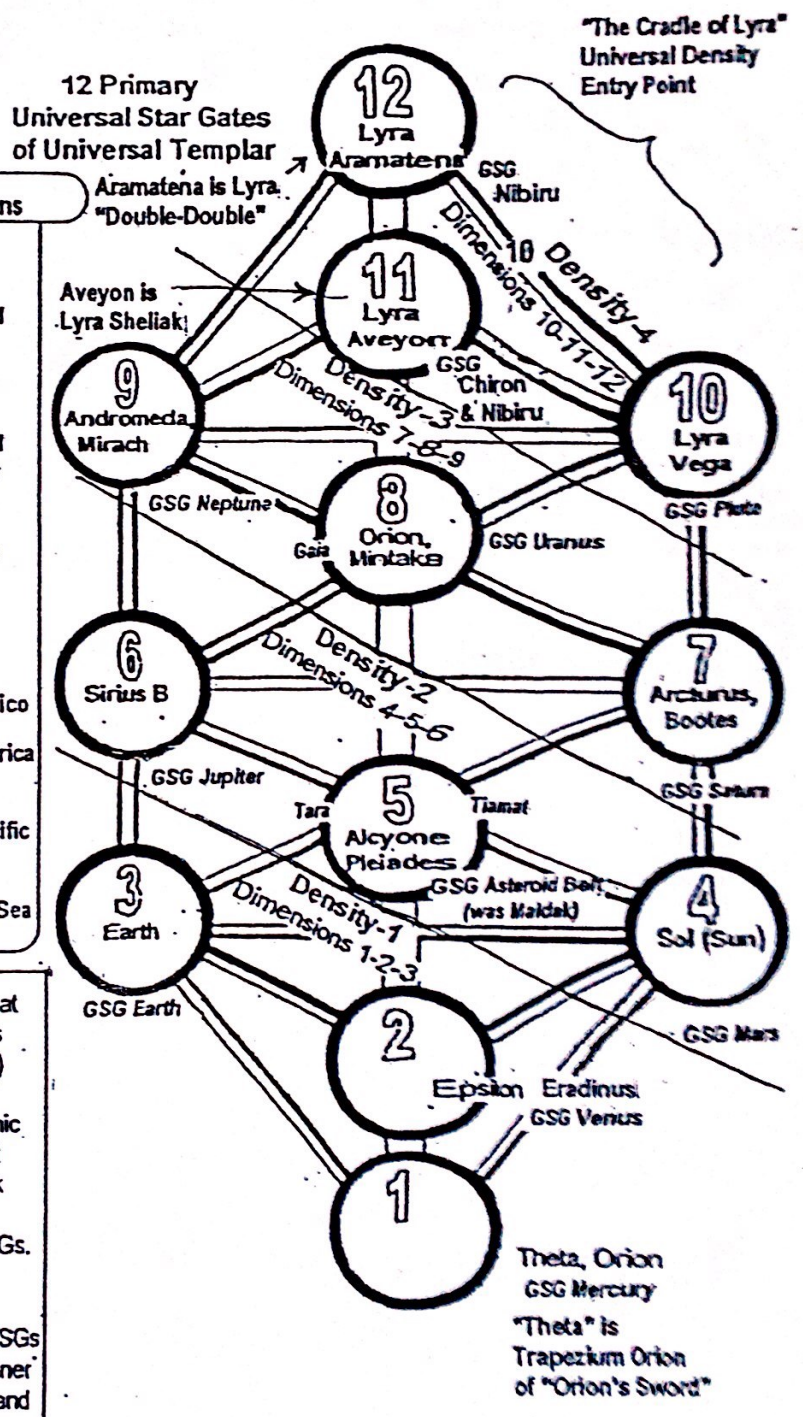
# Universal, Galactic, Planetary and Inner Earth (Cue Sites) Star Gates

**Earth's 24 Primary Signet Locations**

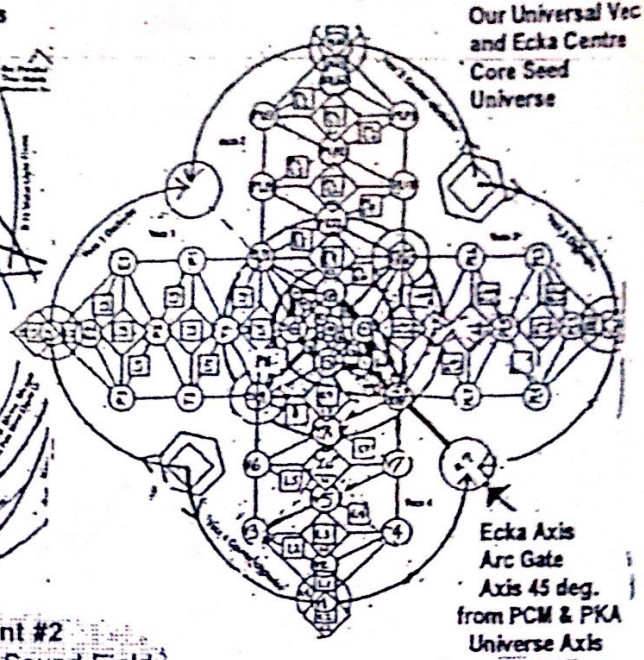
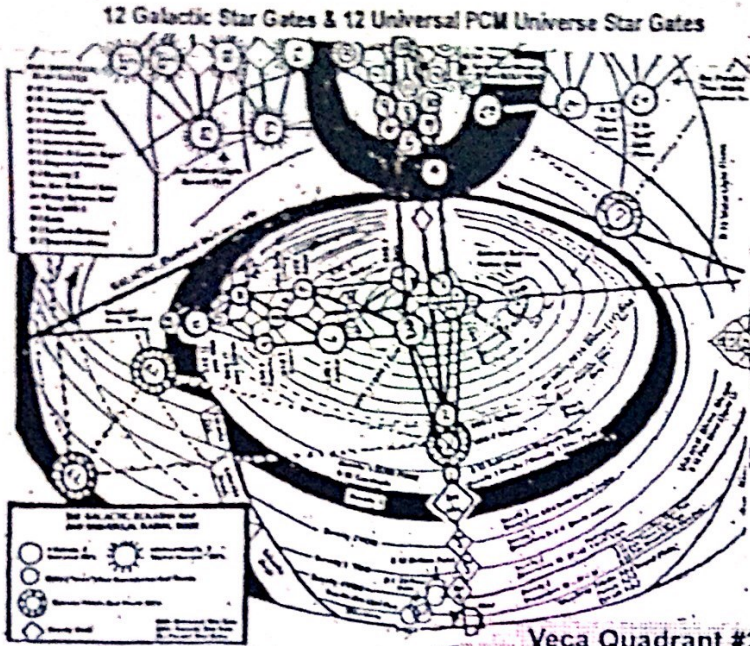
Star Gate Signet Site	Templar Cue Site
12. Monsegur S. France - Kauai Hawaii	
11. S. England Vale of Pewsey	- S. Ireland Eye Island - Irish Sea
10. Abadon Iran	- Al Basrah Iraq
9. Bam Tso Tibet E. Xian China	- Westbury S. England - Taklamakan Lop-Nor Tibet
8. Lake Titicaca Peru	- Paxoi Island Greece
7. Moscow Russia	- Thar Desert India
6. Machu Picchu Peru	- Rome Italy- Vatican
5. Giza Egypt	- Aguascalientes Mexico
4. Bermuda Islands (V-3 Nepal Himalayzas)	- Johannesburg S. Africa
3. Sarasota Florida (V-2 Jerusalem)	- Easter Island S. Pacific
2. Halley S. Pole (V-1 Painted Desert AZ)	- Cyprus Island Med. Sea

12 Universal Star Gates: The 12 Primary Star Gates that link 4 matter Density levels and 12 of the 15 Dimensions within our Time Matrix. Universal Star Gate-12 (USG12) connects with the Primal Light Kee Ra-ShA Ante-matter Trion Fields of Dimensions 13-15 and the Trans-Harmonic Primal Khundaray Sound Field Meajhe Time Cycles that link to neighboring Time Matrices. Secondary USGs link various interstellar locations via the 12 Primary USGs. 12 Galactic SGs (GSG) are interface SG links to 12 USGs.

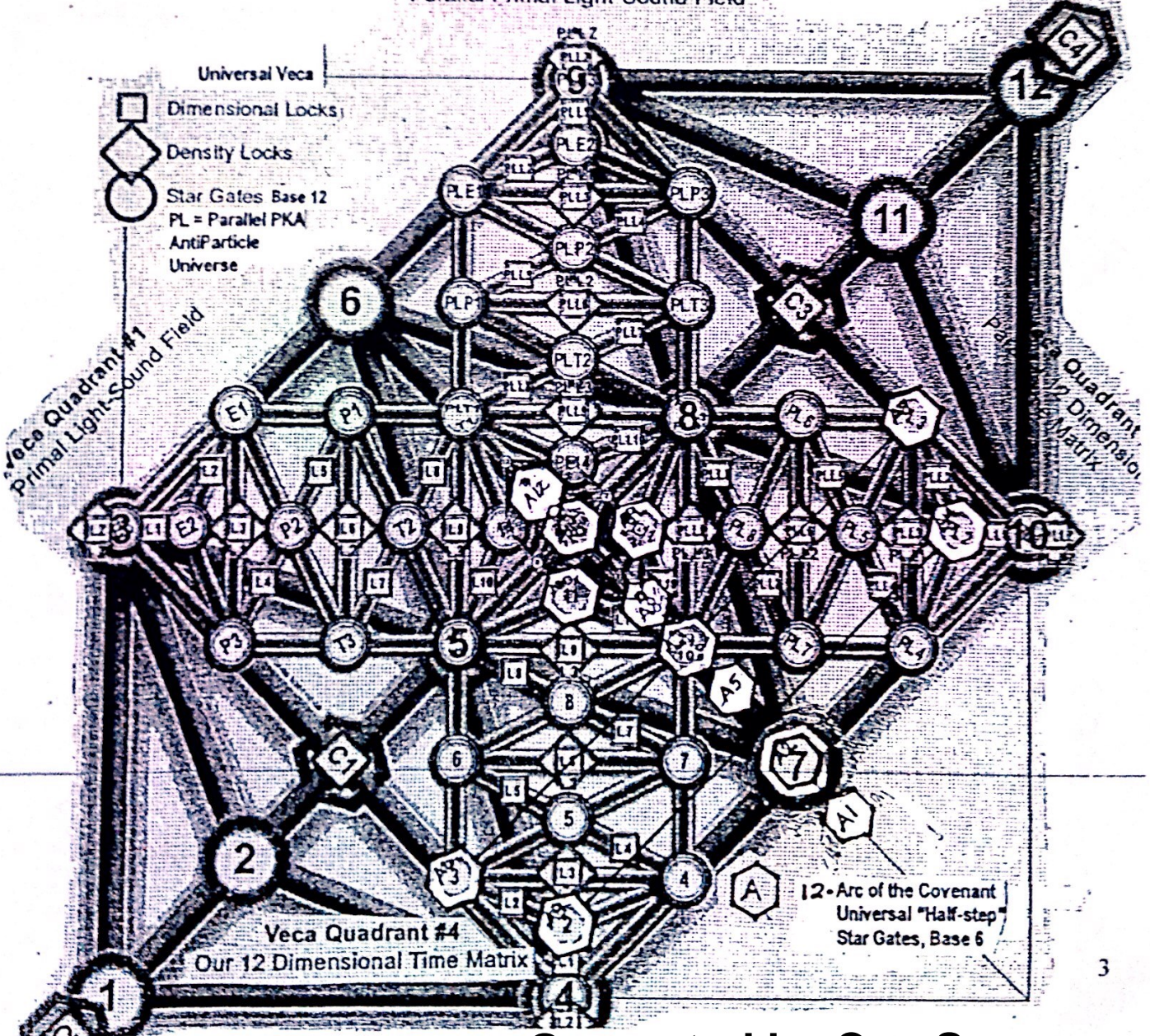
12 Planetary SGs are Earth's connection points to 12 USGs and GSGs. Earth's 12 Cue-Sites connect Earth to the Inner Earth's 12 Planetary SGs, Crystal Pylon Temples, Tara and 12 USGs via the Halls of Amenfi SG interface system.; the manual activation sites of Earth's 12 Planetary SGs.



# Galactic, Universal and Arc of the Covenant Star Gate Systems



Veca Quadrant #2  
Parallel Primal Light-Sound Field



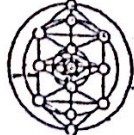
# THE STAIRWAY TO HEAVEN

## Ecka God World Maps

**THE ECKASHA-AAH 12 GOD-WORLD OF CREATION**  
 The 12 Divine Spheres and the Reúchea

**DEFINITIONS OF THE Eckasha-Aah**

- 1) **Small VEGA**, 12 Point Grid of God-form Alignment  
 The "24-Point" Zero-Point (Contains the Individual  
 Individual Programming of the Aah - 12, 12 Point  
 Aah's Creative Template for Personal Life)
- 2) **The 24-Point** - 12 12 Point Pre-Sound  
 Universal Field Point Patterns Coordinate Point
- 3) **The Small VEGA** - 12 Pre-Light Oscillation Field  
 First Pattern Representation Point  
 Together, the 2 Grids of our "12 Cells"  
 Create the 24 Point (24-Point)  
 Create Eckasha Aah Temple
- 4) **Through which the God-  
 Form Channels**  
 The set out of 12: The Tensard - Point of All Union  
 Intersections.



1: The 12 Rescher  
 Spheres

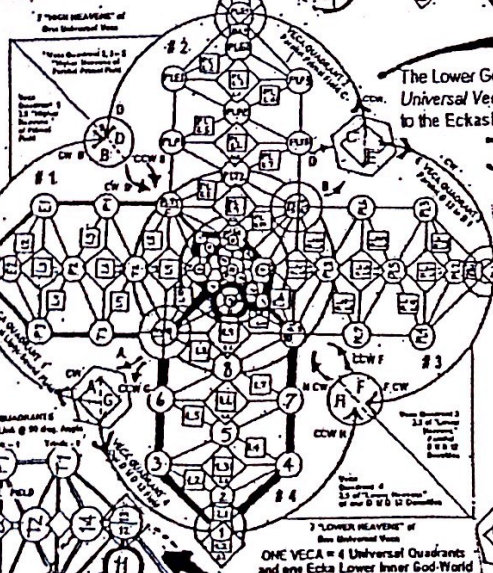


7 Channeling  
 through the  
 Eckasha Aah  
 without God, the Tensard  
 Grid and Cosmic Aah  
 Create the 12 Rescher Spheres,  
 the 12 Primary Cosmic Coordinates  
 Eckasha Aah's Planes by which the Cosmic manifestation Template is Anchored and Sustained.  
 The 12 Rescher Spheres represent the 12 God-Form Channels.

**OUR ECKASHA COORDINATES**  
 Eckasha-Aah Spheres: 3  
 Eckasha Center: 4  
 Eckasha Quadrant: 4  
 Density: 1

One Cosmic Eckasha-A  
 Higher God-World Spectra

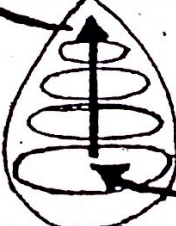
**THE UNIVERSAL VECA**  
 ONE VECA = 4 Universal Quadrants  
 and one Eck Lower Inner God-World



USG-11 Lyra to  
 Inner Eckasha SG-3

2

Our 15-Dimensional Time  
 Matrix Veca Quadrant-1  
 Primal Field "Higher  
 Heavens" & Quadrant-4  
 D-12 "Lower Heavens"  
 Kathara Grids




USG-11  
 Density-4  
 Density-3  
 Density-2  
 Density-1

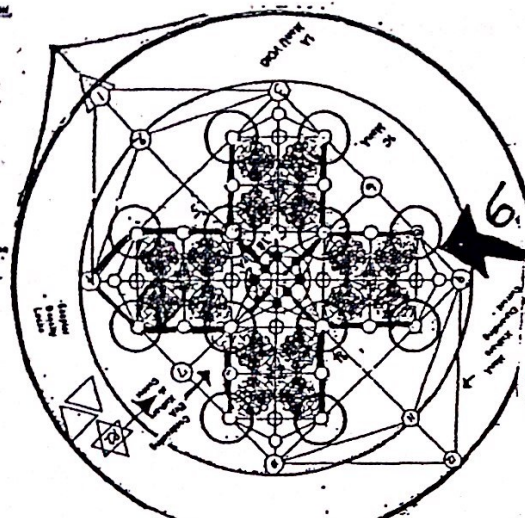


EARTH-GSGUSG-3

Gabacic-Universal  
 SG-3 Earth to USG-11  
 Lyra-Aveyon (Shefiak)



The 6 Platforms of Perception  
 and Holographic Life Experience  
 in the natural Stairway to Heaven.  
 The Eckasha-Aah Kristos  
 to the Reúchea, Krystalla,  
 Amoraa Center Flame,  
 Manu-Azurite Core Crystal  
 & Yunasai God Core



5: The Higher God World  
 Eckasha-A Inner Eckasha  
 to Eckasha-Aah Kristos

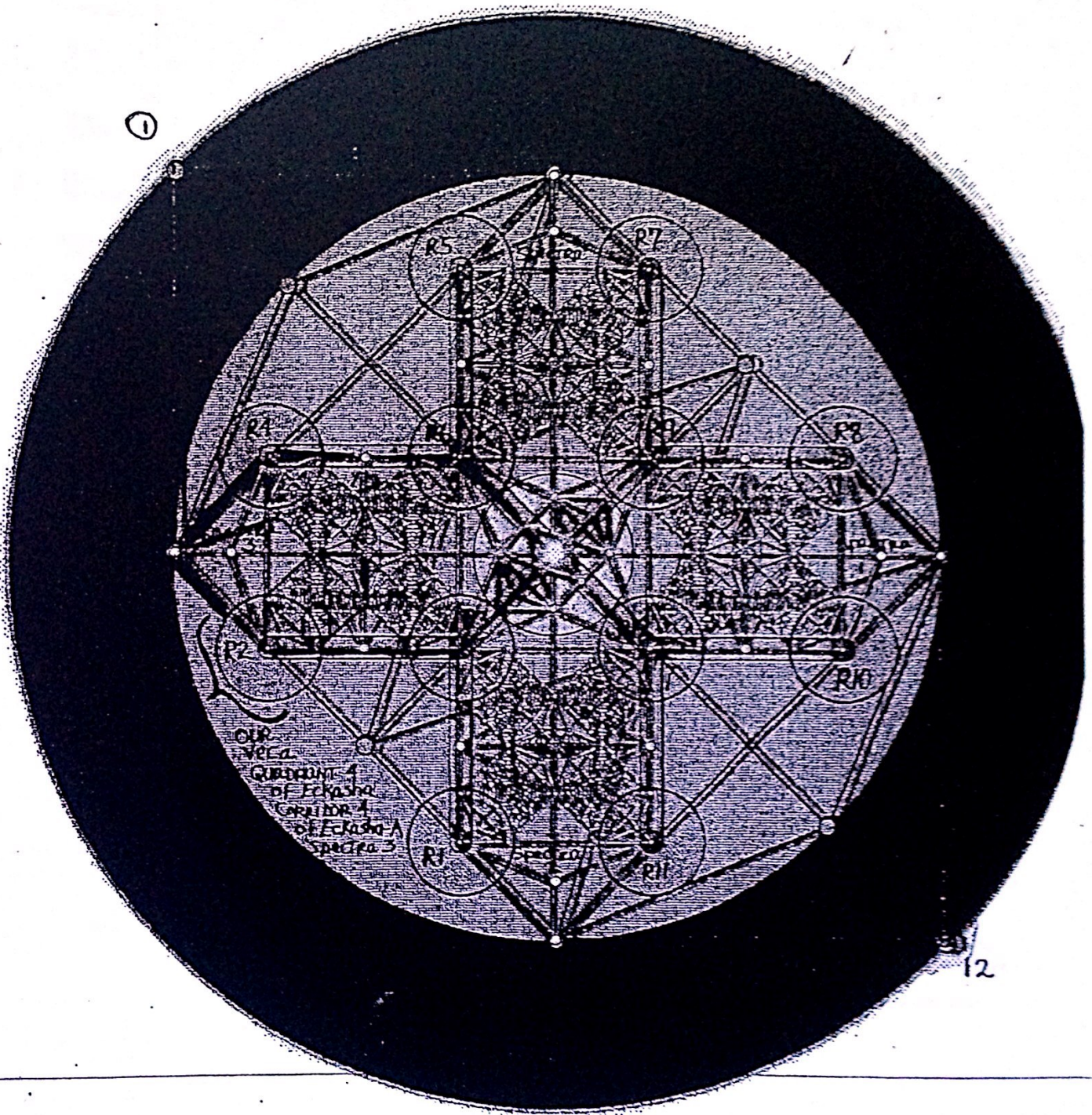
4: The Middle God World  
 Eckasha to the Eckasha-A

ONE COSMIC ECKASHA  
 MIDDLE GOD WORLD  
 CORRIDOR

The Lower God World  
 Universal Veca Inner Eckasha  
 to the Eckasha.

3

The Ecka Map of the God-World Gates  
The Cosmic Krist Eckasha-Aah 1<sup>st</sup> God-World of Creation & 12 Reuche Pillars  
with Imbedded Eckasha-A Spectra, Eckasha Corridors  
and Universal Veca Quadrants



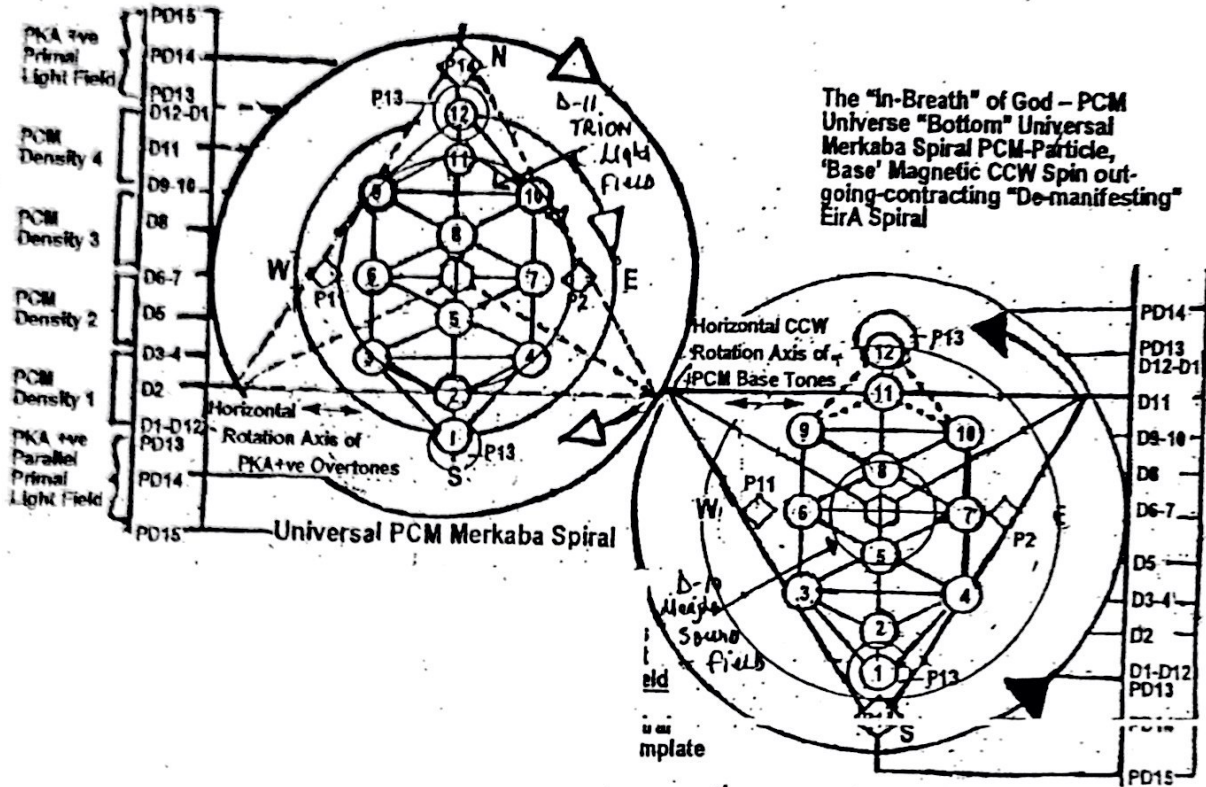
# The "In-Breath" & "Out-Breath" of God and the Christos Seed Atom

## Counter Rotating Christic Merkaba Spiral Sets & Radial Bodies

All things manifest possess Merkaba Fields. In all Natural Christic Eternal Life Merkaba Spiral Sets, one Spiral Spins Clockwise circulating Life Force into Manifest Expression, while the other Spiral simultaneously spins Counter-clockwise circulating Life Force back out of Manifestation in return to God-Source, for renewal. The Merkaba Spiral Sets are Ordered Wave Form Structures through which Consciousness, as Primal Life Force Current, perpetually circulates, into and out of Manifestation.

The "Out-Breath" of God - PCM Universe "TOP" Universal Merkaba Spiral PKA+ Anti-particle, Base Electrical Clockwise Spin, "Incoming-Expanding", Manifesting ManA Spiral

[NOTE: PKA Parallel Universe +ve Electrical CW Spiral is on the Bottom, & it's PCM CCW Spiral is on Top]

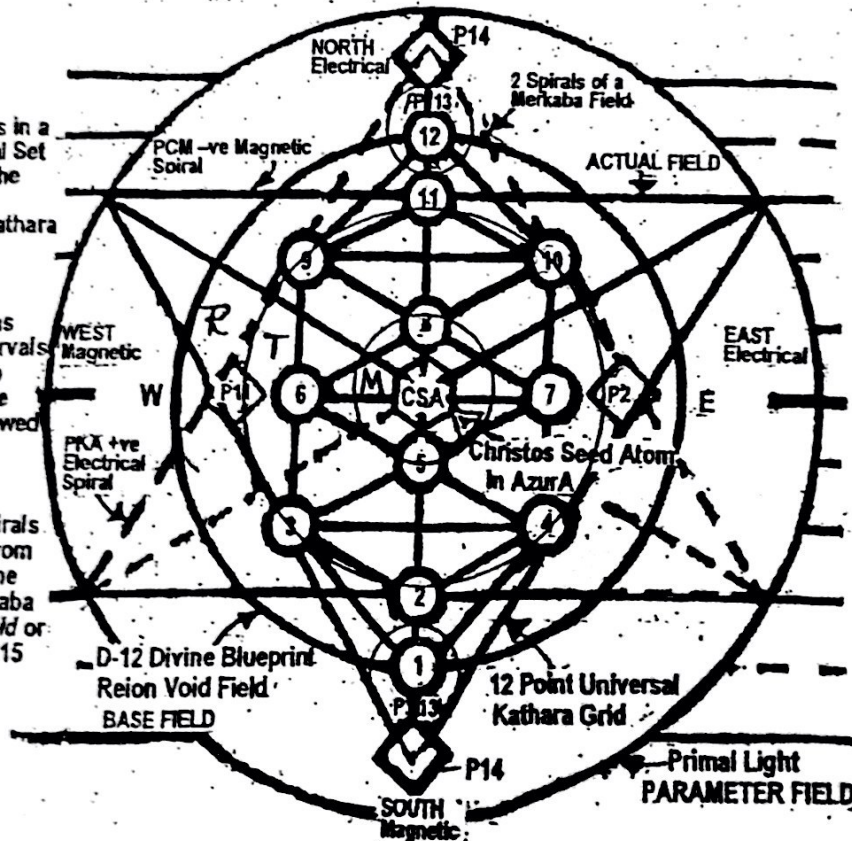


iii. The Horizontal Counter-rotations of the Kathara Counter Rotating Life Force Spirals that are Merkaba Fields.

The 2 Counter-rotating spirals in a Christic Merkaba Field Spiral Set are linked together through the Christos Seed Atom that is Stationed within the AzurA Kathara Grid Centre Point.

The Christos Seed Atom opens and closes at specific set intervals to allow Life Force to return to Source ... while new Life Force enters the Seed Atom for renewed Manifestation.

The 2 Inter-woven Merkaba Spirals also rotate on a Vertical Axis from the Seed Atom Centre Point. The Vertical Axis rotation of a Merkaba Field creates the Parameter Field or Radiant Body within the D13-D'15 Primal Light Fields.



[NOTE: The Merkaba Field Spiral Set is called the Actual Field, the Universal Shield Divine Blueprint is the Base Field and the Primal Light Radiant Body is the Parameter Field]

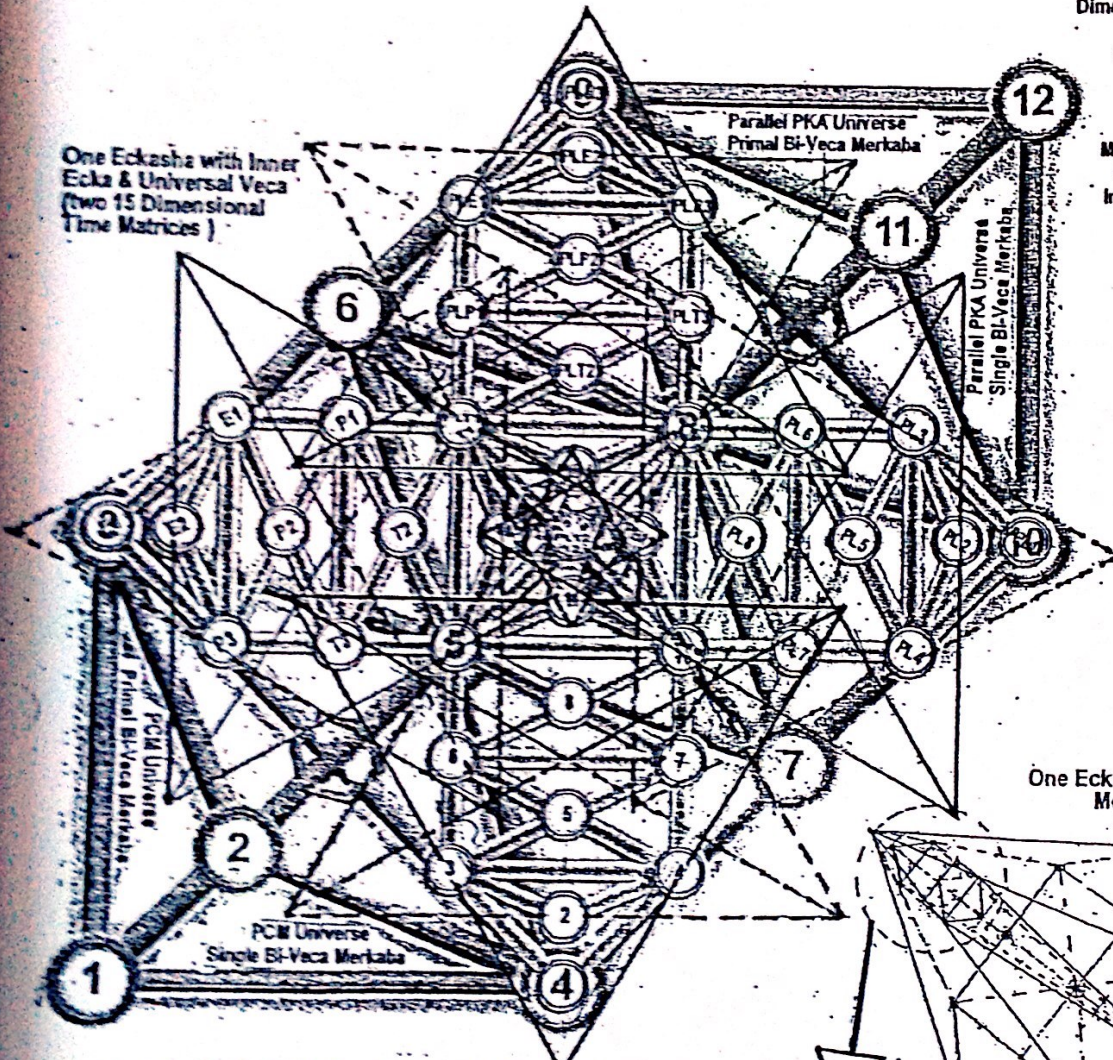
A -vePCM Universe Single Bi-Veca D-12' Christic Merkaba Field

# Universal Veca Eternal Life Christiac Merkaba Fields

In Universal Veca Systems both the Particium (PCM) and the Parallel Partika (PKA) Universe have two sets of 2 large Counter-rotating Merkaba Spirals; one set manifesting through the 12-Point Primal Kathara Template, and one set manifesting through the 12-Point Density Kathara Template for each Universe. The two larger Merkaba Spiral Sets of the Primal Kathara are called *Primal Bi-Veca Merkaba Fields*, the smaller Merkaba Spiral Set within each Primal Bi-Veca Merkaba Field is called a *Universal Single Bi-Veca Merkaba Field*. The two Primal Bi-Veca Merkaba Core Tri-Veca Merkaba Field. Each Primal Bi-Veca and Universal Single Bi-Veca Merkaba Field contain within them 12 smaller Dimensional Merkaba Spiral Sets that group into sets of 3 Spiral Sets called *Density Bi-Veca Merkaba Fields* through which 3-Dimensional Harmonic Universes and Dimensionalized Primal Light and Sound Fields are formed. Together, the inter-woven Primal Bi-Veca, Universal Single Bi-Veca, Density, Dimensional and Eckasha Tri-Veca Merkaba Fields comprise the *Christiac Merkabic Circulatory System* through which the Perpetual Motion - Eternal Life First Creation is kept in Motion via continual circulation Of God-Force Consciousness In the form of Electro-magnetic Primal Life Force Currents.

One Eckasha with Inner Ecka & Universal Veca (two 15 Dimensional Time Matrices)

Dimensional and Eckasha Tri-Veca Merkaba Fields comprise the *Christiac Merkabic Circulatory System* through which the Perpetual Motion - Eternal Life First Creation is kept in Motion via continual circulation Of God-Force Consciousness In the form of Electro-magnetic Primal Life Force Currents.



One Eckasha Core Tri-Veca Merkaba Field

One Primal/ Single Bi-Veca Merkaba Field

One Primal Double Bi-Veca Merkaba Field

Structure of One Universal Single Bi-Veca Merkaba Field & One Primal Bi-Veca Merkaba Field. One Veca Universe has 2 Sets of single Bi-Veca + Primal Bi-Veca Merkaba Fields

One Universal Double Bi-Veca Merkaba Field

The 2 Primal Bi-Veca Merkaba Fields of one Veca merge to Form one *Primal Double Bi-Veca Merkaba* & simultaneously The 2 PCM & Parallel PKA Universal Single Bi-Veca Merkaba merge to form a *Universal Double Bi-Veca Merkaba*. The Double Primal Bi-Veca & Double Universal Bi-Veca Merkabas together Form one *Eckasha Core Tri-Veca Merkaba Field*.

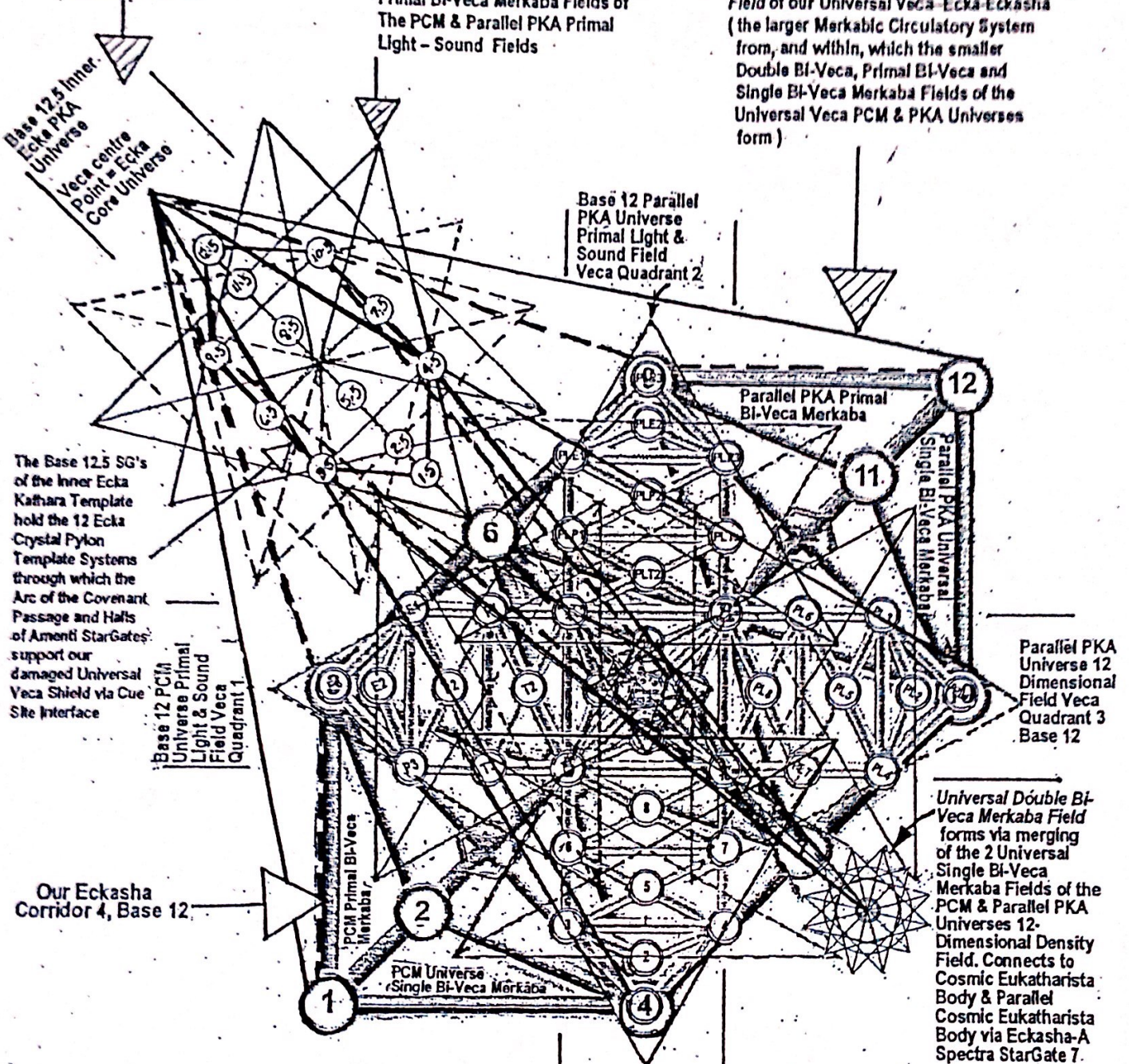


# One Full Eckasha Core Tri-Veca Merkaba Field Within Our Universal Veca-Eckasha Map

Connects to Cosmic Eukatharista Body and Parallel Cosmic Eukatharista Body & God-Source via Eckasha-Aah Spectra - 3 Density Lock - 1

The Primal Double Bi-Veca Merkaba Field forms via merging of the two Primal Bi-Veca Merkaba Fields of The PCM & Parallel PKA Primal Light - Sound Fields

The Full Eckasha Core Tri-Veca Merkaba Field of our Universal Veca-Ecka-Eckasha (the larger Merkabic Circulatory System from, and within, which the smaller Double Bi-Veca, Primal Bi-Veca and Single Bi-Veca Merkaba Fields of the Universal Veca PCM & PKA Universes form)



The Base 12.5 SG's of the Inner Ecksha Kathara Template hold the 12 Ecksha Crystal Pylon Template Systems through which the Arc of the Covenant Passage and Halls of Amenti StarGates support our damaged Universal Veca Shield via Cue Site Interface

Base 12 Parallel PKA Universe Primal Light & Sound Field Veca Quadrant 2

Base 12 PCM Universe Primal Light & Sound Field Veca Quadrant 1

Parallel PKA Universe 12 Dimensional Field Veca Quadrant 3 Base 12

Universal Double Bi-Veca Merkaba Field forms via merging of the 2 Universal Single Bi-Veca Merkaba Fields of the PCM & Parallel PKA Universes 12-Dimensional Density Field. Connects to Cosmic Eukatharista Body & Parallel Cosmic Eukatharista Body via Eckasha-A Spectra 7.

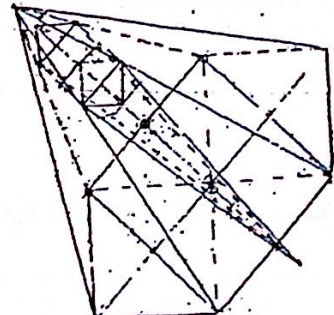
Our Eckasha Corridor 4, Base 12

Primal Light & Sound Field Kathara Templates  
 E = Eckatic Sound Fields 1-2-3  
 P = Polarcic Sound Fields 1-2-3  
 T = Triadic Sound Fields 1-2-3  
 PL = Parallel PKA Universe  
 Universal Veca Quadrants = Base 12 Systems (12 Dimensions each with 12 Sub-frequency bands)  
 Ecksha Universe = Base 12.5 System (12 Dimensions each with 12.5 Sub-frequency bands)  
 Eckasha God-Seed Universe = Base 24 System (12 Dimensions with 24 Sub-frequency bands)

Our PCM Universal 12-Dimensional Field Veca Quadrant 4 (Our local Universe is in Density-1, Dimensions 1-2-3 Base 12)

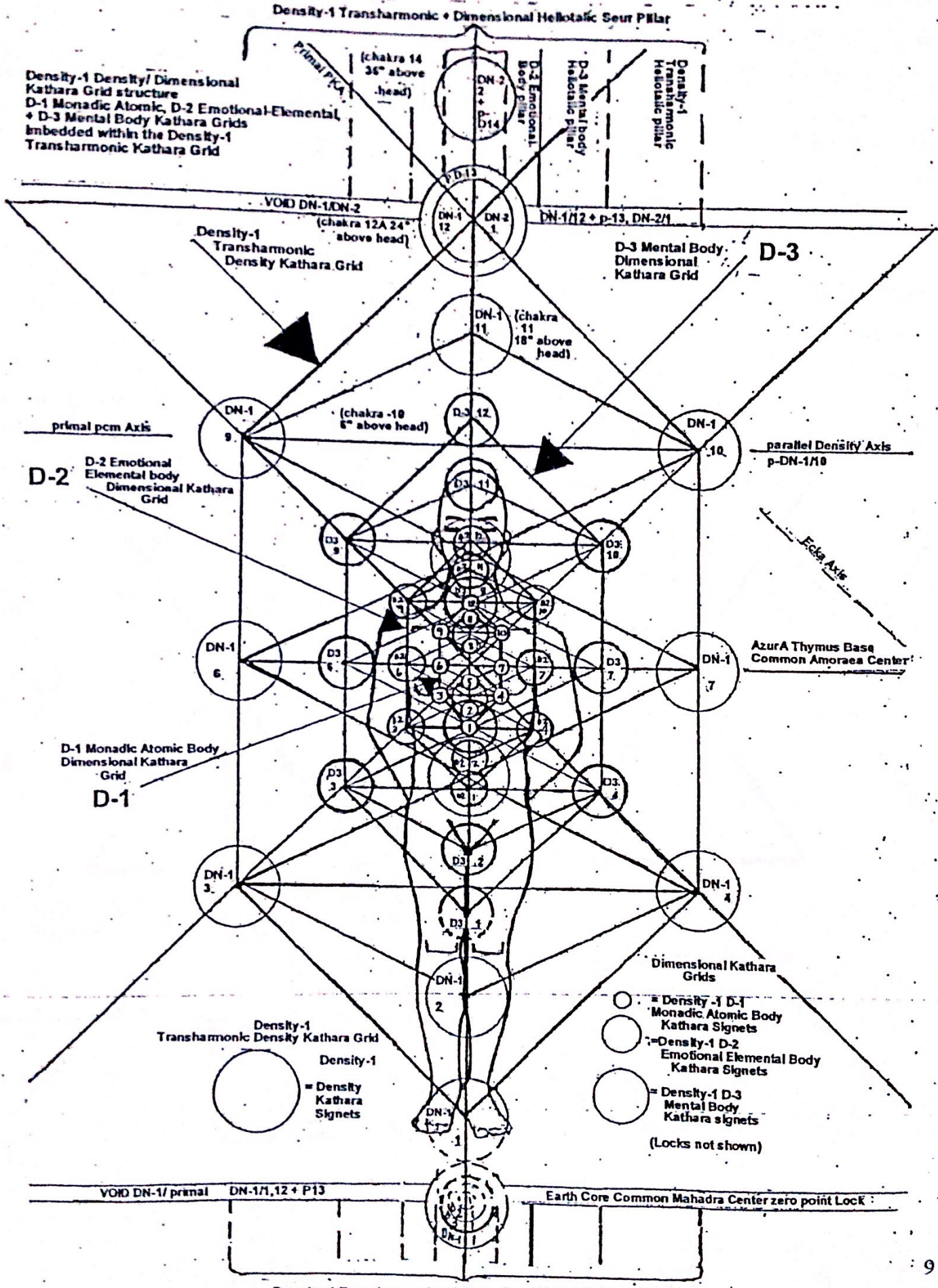
Our Cosmic Coordinates Eckasha-A Spectra 3 Eckasha Corridor 4 Veca Quadrant 4 Density 1

Eckasha Tri-Veca Merkaba



Base Structure of Natural Christiac Eckasha Tri-Veca Merkaba Field

# Density-1 Imbedded Density and 3 Dimensional Kathara Grid



Density-1 Density/ Dimensional Kathara Grid structure  
 D-1 Monadic Atomic, D-2 Emotional-Elemental, + D-3 Mental Body Kathara Grids  
 Imbedded within the Density-1 Transharmonic Kathara Grid

D-2 D-2 Emotional Elemental body Dimensional Kathara Grid

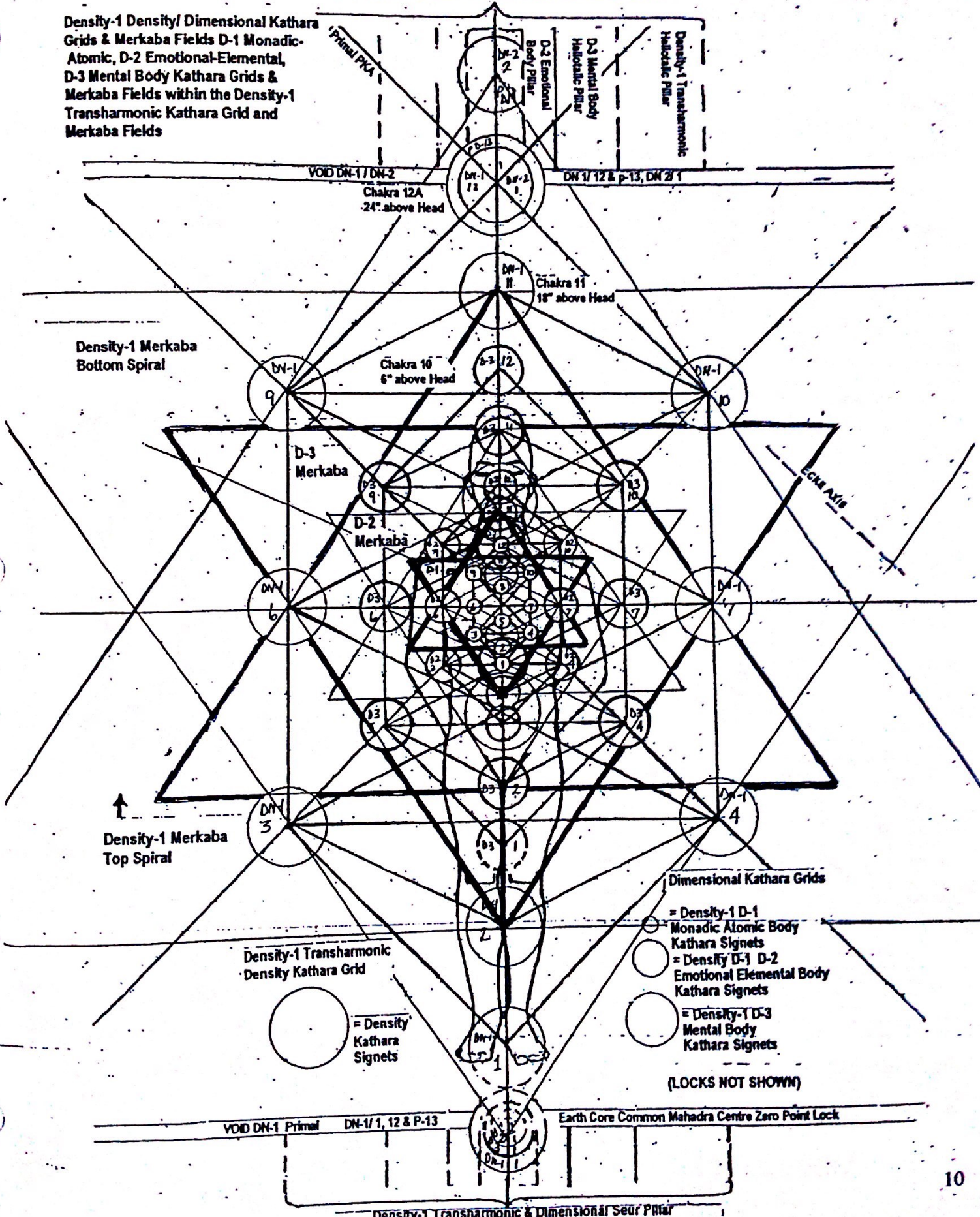
D-1 D-1 Monadic Atomic Body Dimensional Kathara Grid

- Dimensional Kathara Grids
- = Density-1 D-1 Monadic Atomic Body Kathara Signets
  - = Density-1 D-2 Emotional Elemental Body Kathara Signets
  - = Density-1 D-3 Mental Body Kathara signets
- (Locks not shown)


# Density 1 Embedded Density & 3 Dimensional Kathara Grids & Merkaba Fields

## Density 1 Transharmonic & Dimensional Heliotalic Seur Pillar

Density-1 Density/ Dimensional Kathara Grids & Merkaba Fields D-1 Monadic-Atomic, D-2 Emotional-Elemental, D-3 Mental Body Kathara Grids & Merkaba Fields within the Density-1 Transharmonic Kathara Grid and Merkaba Fields



Density-1 Transharmonic Density Kathara Grid



Dimensional Kathara Grids

- = Density-1 D-1 Monadic Atomic Body Kathara Signets
- = Density D-1 D-2 Emotional Elemental Body Kathara Signets
- = Density-1 D-3 Mental Body Kathara Signets

(LOCKS NOT SHOWN)

VOID DN-1 Primal

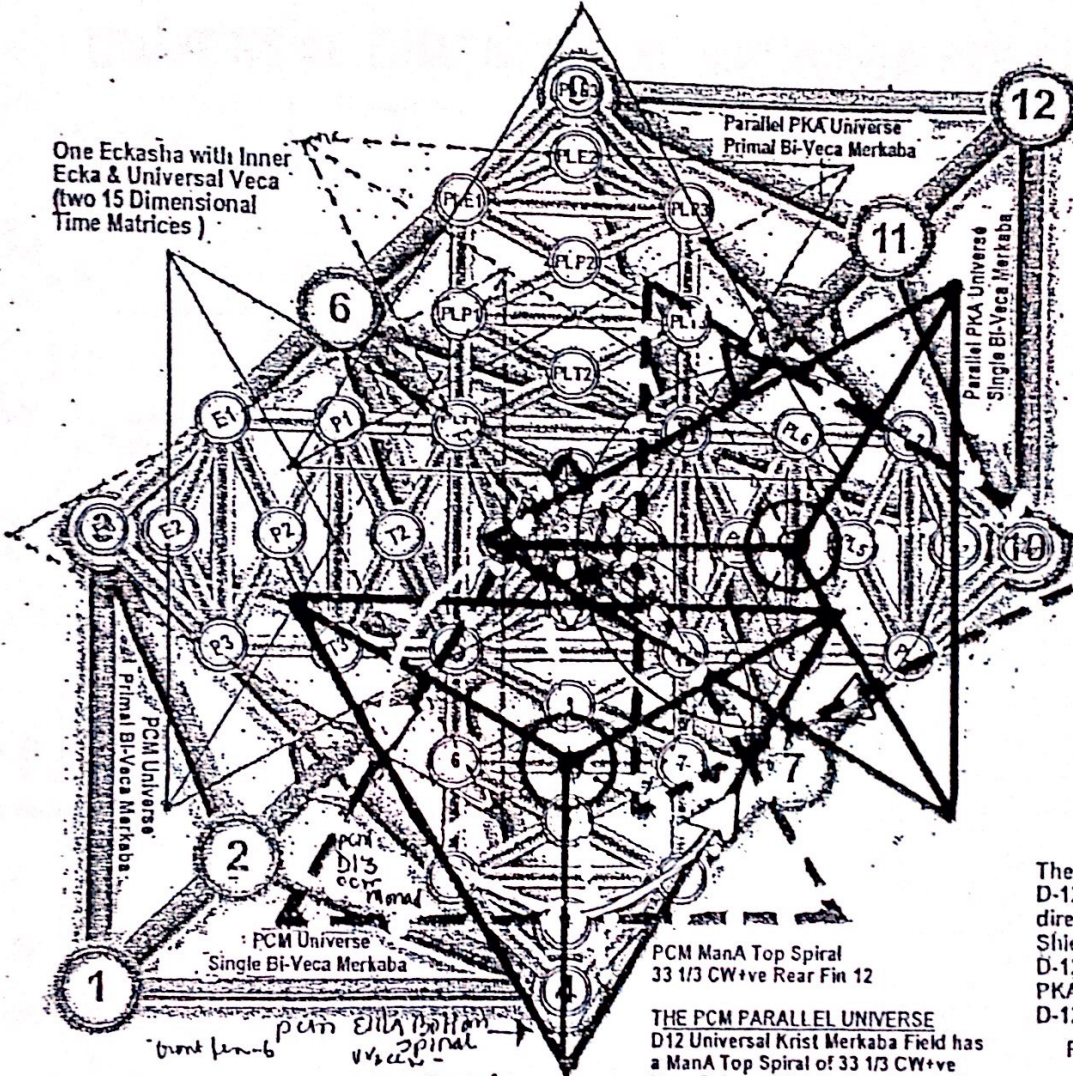
DN-1/ 1, 12 & P-13

Earth Core Common Mahadra Centre Zero Point Lock

Density-1 Transharmonic & Dimensional Seur Pillar

# Universal Androgynous Krist-Chrystallah Bi-Veca Merkaba Fields

The syncopated, CW & CCW rotation of the Ecka Universal Shield generates the Androgynous Bi-Veca Merkaba Fields of the Veca Universe Primal Light-Sound Fields and D-12 Universal Density Merkaba Field Divine Blueprint - the D-12 Universal Veca Merkaba Fields of the PCM-particle and Parallel PKA Anti-particle Universes set the base Universes. Both PCM & PKA Universes have a "male" Krist D-12 Merkaba Fields within the PCM and PKA Chrystallah Monadic Core Merkaba Field and both PCM & PKA D-12 Universal Merkaba Fields have a "Gender Fin" alignment that represents the "start spin" position for Top and Bottom Merkaba Spirals.

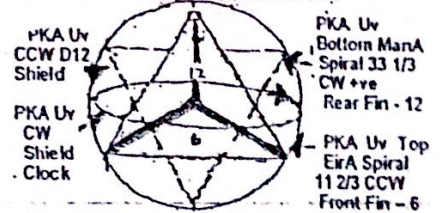


Both PKA & PCM Universes have a D-12 Universal Krist "male" Merkaba Field with a D-13 Crystallah "female" Monadic Core Merkaba Field & a "Gender Fin" orientation that sets synchronisation of spins for the Density & Dimen'l Merkaba Fields

The PKA-Antiparticle Parallel Universe D-12 Universal Krist Merkaba Field has an EirA-Top Spiral of 11 2/3 CCW, -ve Base spin, a ManA Bottom Spiral of 331/3 CW, +ve, Base Spin & an Internal Crystallah Monadic Core Merkaba Field with an 11 2/3, CW, +ve, ManA Spiral & 331/3, CCW, -ve, EirA Spiral. The PKA Universe D-12 Merkaba Field has a "mal Gender "fin" orientation with the 331/3, CW, +ve, Bottom Spiral in the Shield Clock - 12, Start Position, Bottom ManA Spiral in "Fin to Rear" position & Top EirA Spiral In Shield Clock - 6, "Fin Front", Start Spin position.

The Parameter Field Divine Blueprint D-12 Shield spins in the opposite direction of the Gender Fin orientation Shield Clock. PCM Universe CCW = PCM D-12 Divine Blueprint Shield CW Spin. PKA Universe CW Shield Clock = PKA D-12 Divine Blueprint Shield CCW Spin.

### PKA "MALE" "GENDER FIN"

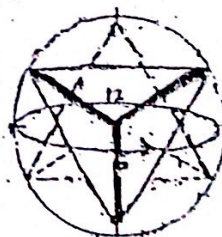


The Gender Fin orientation of the D12 Krist Universal Merkaba Field sets the same orientation for the Density Merkaba Fields & determines the Gender Fin alignment for the Dimensional Merkaba Fields Gender Polarity Spirals.

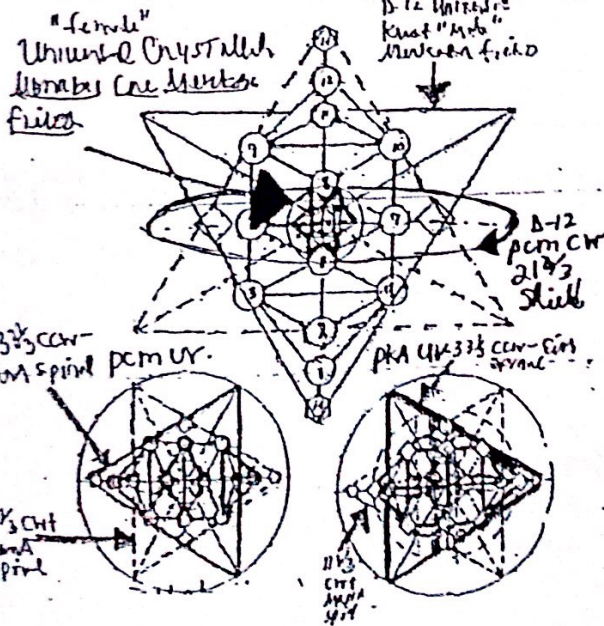
PCM Universe Dimensional Gender Spirals  
 Male: Top ManA Spiral Fin Front 6, 331/3CW +ve (ManA) Bottom EirA Spiral Fin Rear 12, 112/3CCW -ve (EirA) Bottom EirA Spiral Fin Front 6, 331/3CCW -ve

PKA Universe Dimensional Gender Spirals  
 Male: Bottom ManA Spiral Fin Rear 12, 331/3CW +ve (ManA) Top EirA Spiral Fin Front 6, 112/3CCW -ve (EirA) Top EirA Spiral Fin Rear 12, 331/3CCW -ve

THE PCM PARALLEL UNIVERSE  
 D12 Universal Krist Merkaba Field has a ManA Top Spiral of 33 1/3 CW +ve Base Spin, an EirA Bottom Spiral of 11 2/3 CCW -ve Base Spin and an internal Chrystallah Monadic Core Merkaba Field with a 33 1/3 CCW -ve EirA Spiral and 11 2/3 CW +ve ManA Spiral. The PCM Universe D-12 Merkaba Field has a "female" Gender Fin Orientation with the 11 2/3 CCW -ve Bottom Spiral in the Shield Clock 6 Start Spin Position, Bottom EirA Spiral in "Fin Front" position, and Top ManA Spiral in Shield Clock 12 "Fin Rear" position.



PCM Uv "FEMALE" GENDER FIN



# UNIVERSAL DIMENSIONAL MERKABA POLARITY SCALE

90° SHIFT IN Merkaba Vehicle Axis AND Angular Rotation of particle spin (ARPS)  
 Between D-12 & D-13, & Between each Dimensional Band in ONE Density.  
 45° SHIFT BETWEEN DENSITIES 1-2, 2-3 & 3-4.

		CCW ↺	90° AXIS SHIFT	CW ↻	
DN 5 PCM Original Light-Sound Fields	DN 5 ANTE- MATTER	PCM UNIVERSE D 13 F		PKA UNIVERSE D 13 M	
		90°	DENSITY-4 VOID PCM	Density-4 VOID PKA	90°
DN 4 PRE- MATTER	DN 4 PRE- MATTER	90°	D 12 M	D 12 F	90°
		90°	D 11 F	D 11 M	90°
		90°	D 10 M	D 10 F	90°
		45°	DENSITY-3 VOID PCM	Density-3 VOID PKA	45°
DN 3 ETHERIC	DN 3 ETHERIC	45°	D 9 M	D 9 F	90°
		90°	D 8 F	D 8 M	90°
		90°	D 7 M	D 7 F	90°
		45°	DENSITY-2 VOID PCM	Density-2 VOID PKA	45°
DN 2 SEMI-	DN 2 SEMI-	45°	D 6 M	D 6 F	90°
		90°	D 5 F	D 5 M	90°
		90°	D 4 M	D 4 F	90°
		45°	DENSITY-1 VOID PCM	Density-1 VOID PKA	45°
DN 1 GROSS MATTER	DN 1 GROSS MATTER	45°	D 3 M	D 3 F	90°
		90°	D 2 F	D 2 M	90°
		90°	D 1 M	D 1 F	90°
		90°	ZERO POINT VOID PCM	ZERO POINT VOID PKA	90°

UNIVERSAL VEGA VOID 3

F = CCW -ve, female, magnetic

M = CW +ve, Male, electrical

VOIDS ARE Radial Body  
 REION FIELDS ONE

D = DIMENSION - ONE DIMENSIONAL frequency Band with 12 sub-frequency Bands  
 DN = DENSITY LEVEL - ONE SET of 3 DIMENSIONS, cumulative 36 primary SF Bands  
 (NOTE: A DIMENSION IS A SPECIFICALLY ORDERED PARTIKI-PHASING "FLASH-LINE SEQUENCE".

## PCM UNIVERSE DIMENSIONAL MERKABA FIELDS

### Males

Top: ManA Spiral "Fin" Front – 6, 33 1/3 CW, +ve  
Bottom: EirA Spiral "Fin" Rear – 12, 11 2/3 CCW, -ve

### Females

Top: ManA Spiral "Fin" Rear – 12, 11 2/3, CW, +ve  
Bottom: EirA Spiral "Fin" Front – 6, 33 1/3, CCW, -ve

( MONAD: PCM Universe 33 1/3 CCW, -ve, EirA / 11 2/3, CW, +ve, ManA )  
[Female "Fin" – 6; Bottom, EirA]  
[ PCM Male Merkaba D-12]

## PKA UNIVERSE DIMENSIONAL MERKABA FIELDS

### Males

Bottom: ManA, "Fin" Rear – 12, 33 1/3, CW, +ve  
Top: EirA, "Fin" Front – 6, 11 2/3 CCW, -ve

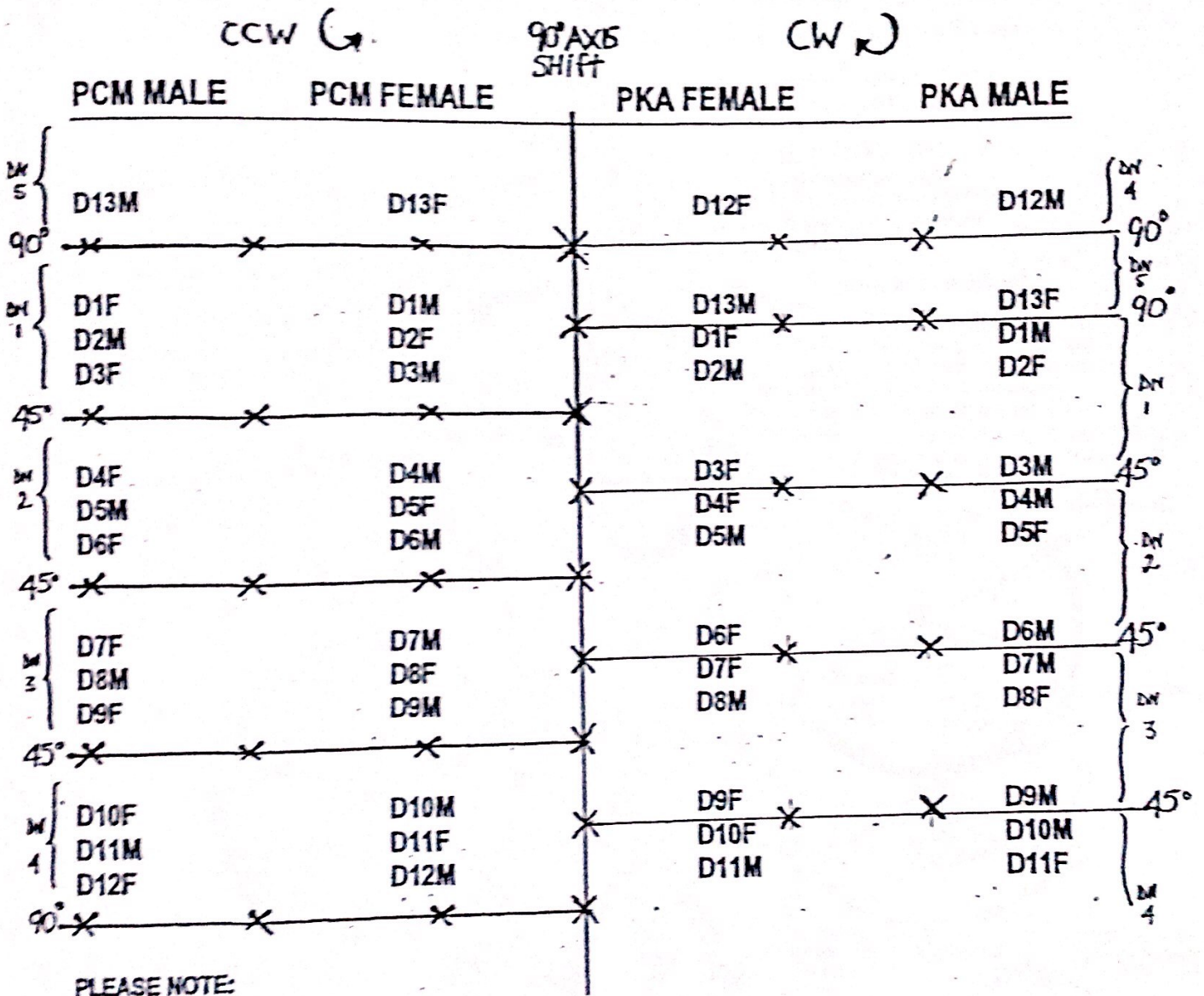
### Females

Bottom: ManA, "Fin" Front – 6, 11 2/3 CW, +ve

Top: EirA, "Fin" Rear – 12, 33 1/3, CCW, -ve

(MONAD: PKA Universe – 11 2/3, CW, +ve; ManA / 33 1/3 CCW, -ve; EirA) -  
[PKA Male Krist, Top EirA 11 2/3 CCW, -ve; Bottom, ManA, 33 1/3, CW, +ve]

# Dimensional Merkaba Gender Polarity Scale



PLEASE NOTE:

F = Female, Base Tone, -ve Charge, CCW Spin

M = Male, Overtone, +ve Charge, CW Spin

~~-----~~ Density Voids form in PCM & PKA Universe Dimensional Scale between D 3/ 4, D 6/ 7 and D 9/ 10 as Same Charge Dimensions repel each other

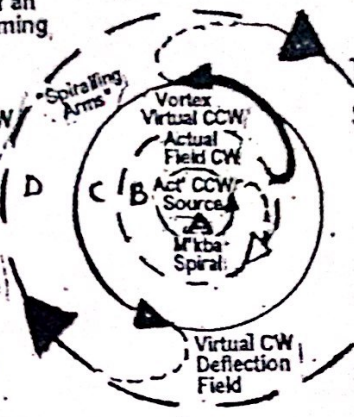
Resonant Tones form at D 3, D 6, D 9 & D 12 as PCM Universe and PKA Universe, Base Tone Female -ve and Overtone Male +ve, Opposite Charge Dimensions, combine through Density Voids

# Christiac Vortex Mechanics, Merkaba Fields and the Universal Monad

## VORTEX MECHANICS

EXAMPLE of an "Energy Incoming, Vortex"

- \* Actual Source = CCW
- \* Actual Field = CW
- \* Manifest Vortex Virtual Field = CCW
- \* Observable "Spiralling Arms" Virtual Deflection Field = CW



The Vortex Actual Source, Vortex x Actual Field Merkaba

Spiral, Vortex Virtual Field & Vortex Virtual Deflection Field

- [A] -veCCW Female Vortex Actual Source Shield (PCM units)
- [B] +veCW Male Vortex Actual Field ("A's" Deflection Field) +ve Merkaba Spiral & Radial Body Ionic particulates (trion units) the "negative film"
- [C] -veCCW Female Vortex Virtual Field the Manifest Vortex "positive print" (-electron units & subatomic particles)
- [D] +veCW Male Vortex Virtual Deflection Field "spiralling arms" of the Manifest Vortex (+positron anti-particle electron units & sub-atomic particles)

### Formula for Eternal Light & Perpetual Motion Energy

The Christiac Eternal Life Merkaba Thrust/ Spin Ratios: Ecka God Seed Thrust Quotient = ONE 360deg. circulation. Replicates & projects 360deg. of Thrust and 360deg. Thrust remains in Ecka. 360deg. Thrust is projected into Veca Manifestation as:

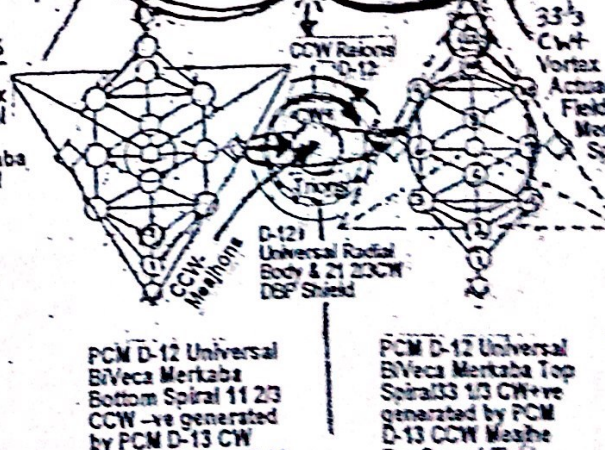
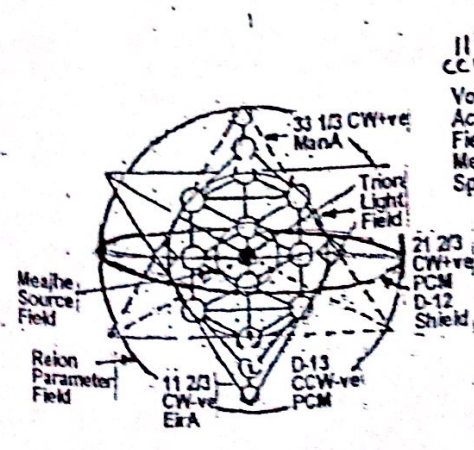
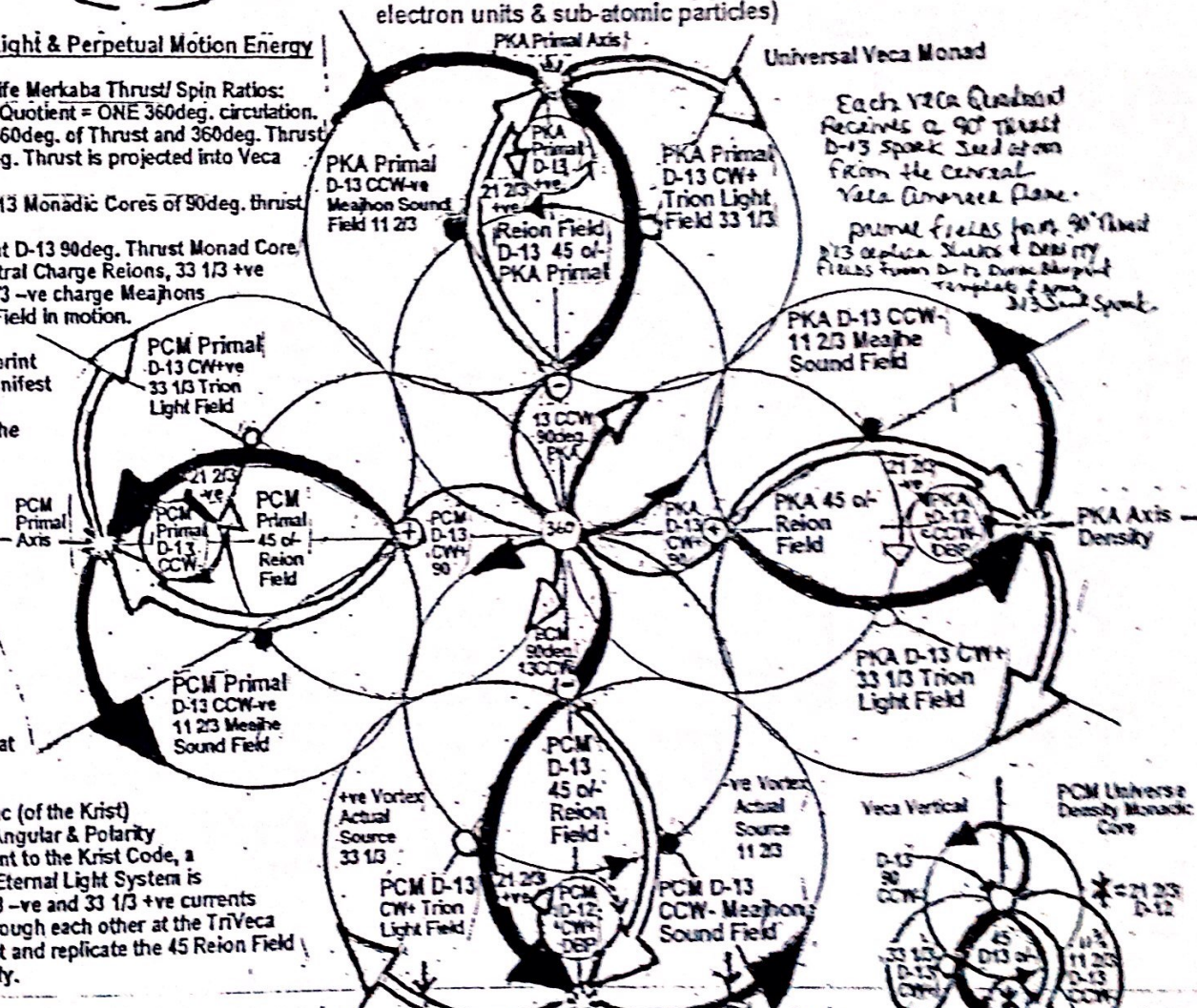
- \* 4 Veca Quadrant D-13 Monadic Cores of 90deg. thrust each (90 x 4 = 360)
- \* Each Veca Quadrant D-13 90deg. Thrust Monad Core, polarizes into 45 Neutral Charge Reions, 33 1/3 +ve charge Trions & 11 2/3 -ve charge Meajhons setting the Creation Field in motion.

The D-12 Divine Blueprint Quadrant Shields manifest as 21 2/3 differential available energy as the Vortex Virtual Field Manifest Vortex Source, the 33 1/3 Trion +ve Field Manifests as the Vortex Actual Field Bottom Merkaba Spiral at 11 2/3 CCW-ve and the 11 2/3 CCW Meajhe-ve Field Manifests as the Vortex Actual Field Top Merkaba Spiral at 33 1/3 CW +ve.

Using these Christiac (of the Krist) ratios and specific Angular & Polarity relationships inherent to the Krist Code, a Perpetual Motion - Eternal Light System is created as the 11 2/3 -ve and 33 1/3 +ve currents perpetually pass through each other at the TriVeca Fission-Fusion Point and replicate the 45 Reion Field Charge ... Indefinitely.

### Universal Veca Monad

Each Veca Quadrant Receives a 90° Thrust D-13 Spoke Seed of Iron from the Central Veca Amreea Plane. Primal Fields from 90° Thrust D-13 Spoke Seeds & Density Fields from D-12 Divine Blueprint Template Form 33 1/3 Spoke Spoke.



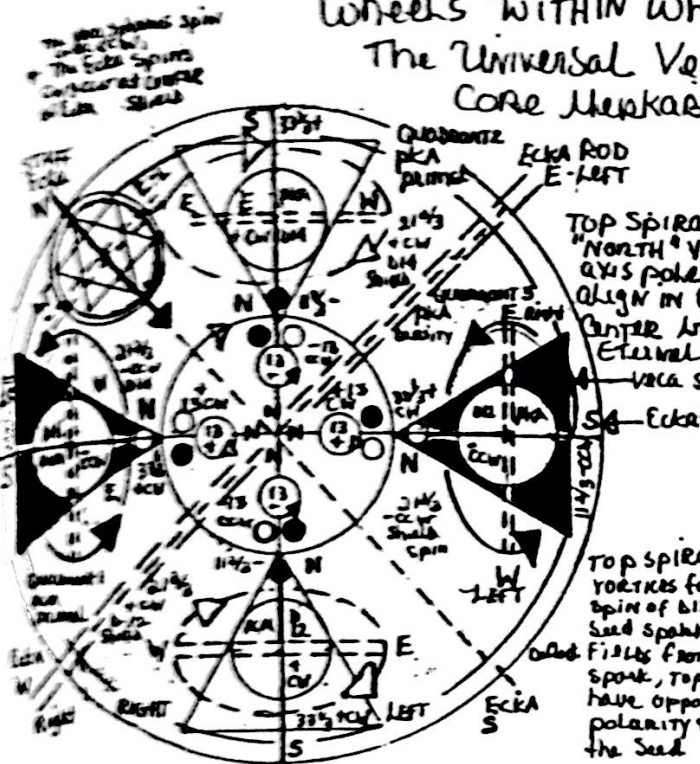


# Wheels WITHIN Wheels - Spheres within Spheres.

## The Universal Vega Octaves Cycle

### Core Merkabic "Rod & Staff" Axis Alignments

How Merkabic Axis Alignments and Spin Directions are formed from the Ecka.

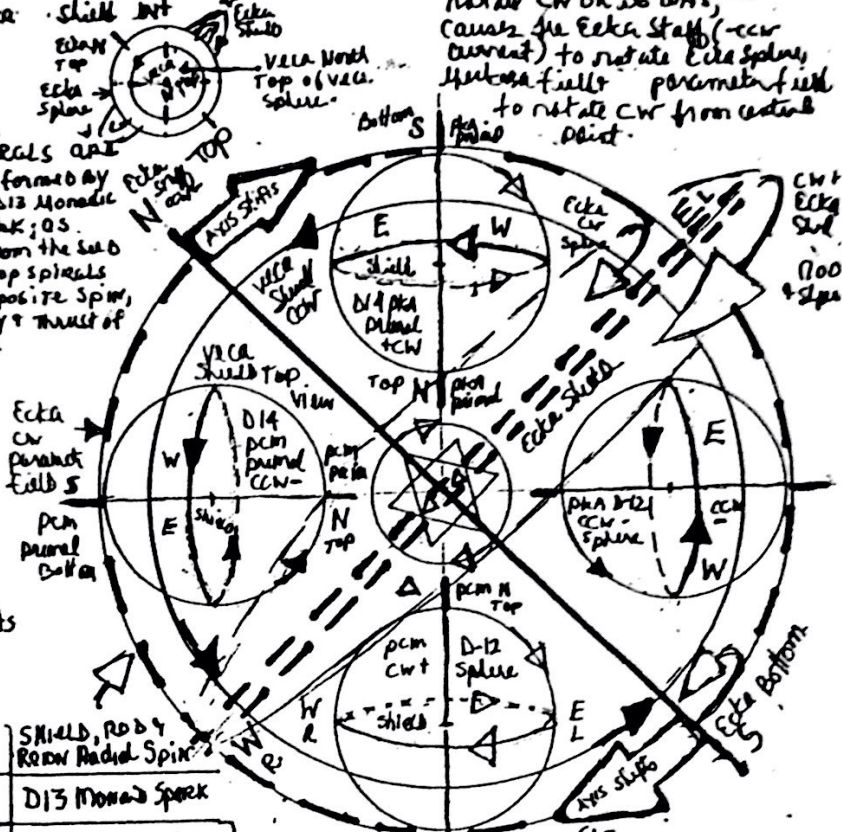


Ecka Rod & Shield Rotate CW Spreading energy from the center around plane into the Vega. The CW Ecka Rod Causes Ecka Sphere Revolve Radial Body to rotate CW on its axis, causes the Ecka Staff (CCW current) to rotate Ecka sphere, Merkaba fields parameter field to rotate CW from vertical point.

CW Spin of Ecka Causes Vega Shield, Rod, Merion Spin

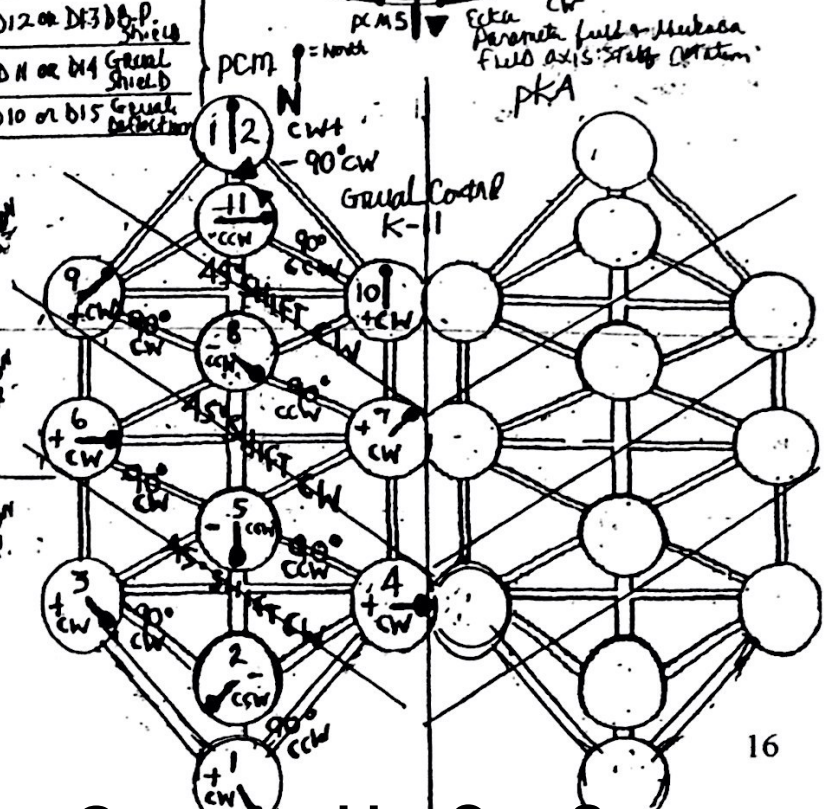
TOP SPIRAL NORTH Vertical AXIS POLES ALIGN IN Ecka CENTER Innermost External Frame - Vega Shield CCW -

TOP SPIRALS ARE ROTATES FORMED BY SPIN OF D13 MONADIC SEED SPARK; OS. Other Fields from the seed spark, Top spirals have opposite spin, polarity & thrust of the Seed.



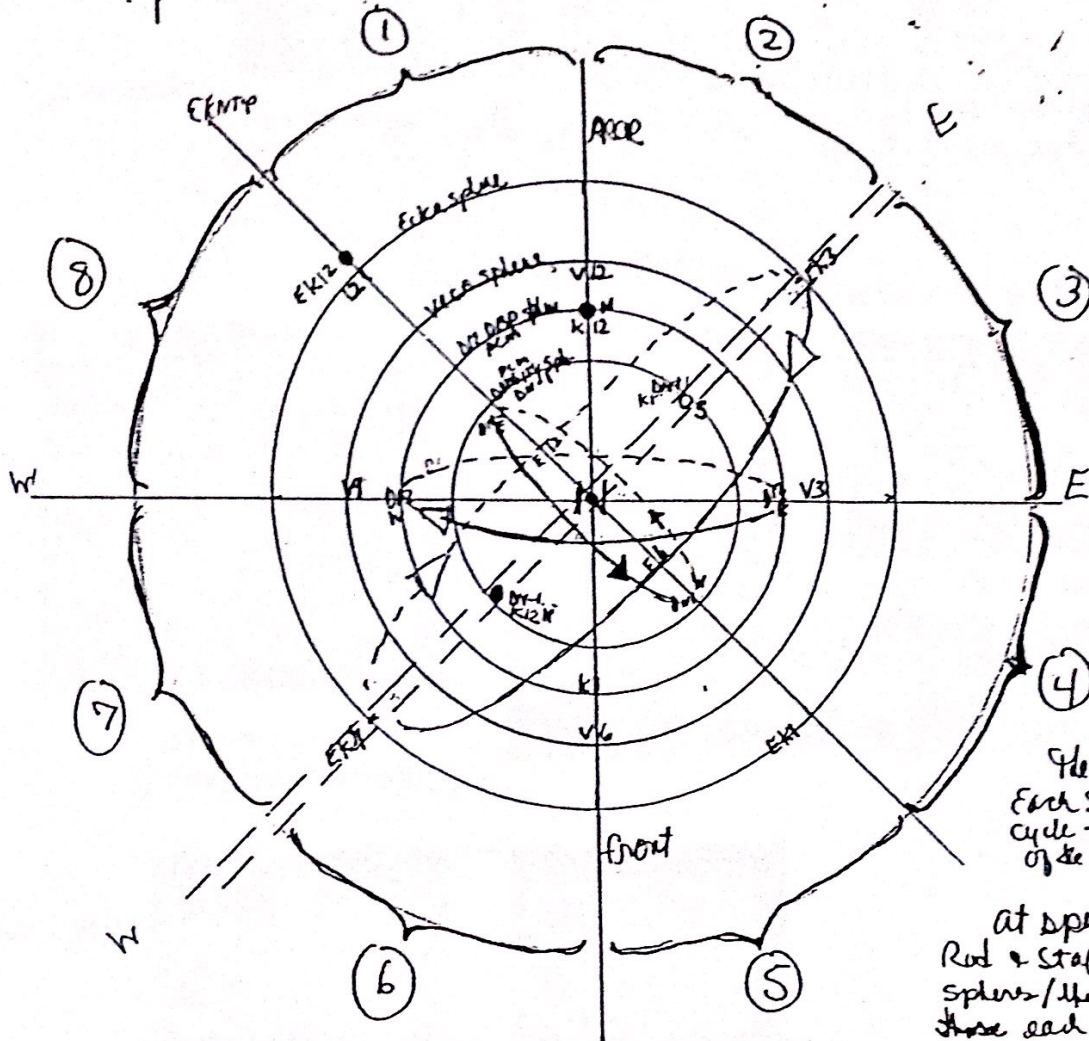
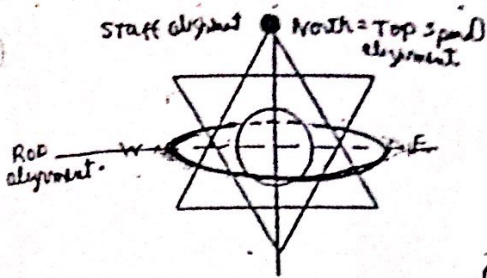
The Divine Blue Print D-12-Density and D-1: Primal fields are set by the D13 monad spin and polarity as opposite deflection fields from the D13 Monad. The D-12 Density Divine Blue Print Shields Generate the D11 opposite deflection field that sets the Grupal Shields spin, Rod spin and Parameter field axis rotation direction for the 4 manifest densities & D13 sets the 4 levels of the Primal fields that manifest within the Divine blue print parameter field.

Quadrant-1	Quadrant-2	Quadrant-3	Quadrant-4	Shield, Rod & Rion Radial Spin
PCM Primal	PKA Primal	PKA Density	PCM Density	D13 Monad Spark
CW+	CCW-	CW+	CCW-	D12 or D13 D1 D Shield
D-13 monad CW+	D-13 alpha CCW-	CCW-	CW+	D11 or D14 Grupal Shield
CCW-	CW+	CW+	CCW-	D10 or D15 Grupal Deflection
CW+	CCW-	CCW-	CW+	
Primal Shields Rod and Staff Spin	Density Shield, Rod and Field Spin			
T-1 CCW-	Triadic-1 CW+	D9 CCW-	D9 CW+	
T-2 CW+	Triadic-2 CCW-	D8 CW+	D8 CCW-	
T-3 CCW-	Triadic-3 CW+	D7 CCW-	D7 CW+	
H-1 CCW-	Polmic-1 CW+	D6 CCW-	D6 CW+	
H-2 CW+	Polmic-2 CCW-	D5 CW+	D5 CCW-	
H-3 CCW-	Polmic-3 CW+	D4 CCW-	D4 CW+	
E-1 CCW-	Ectatic-1 CW+	D3 CCW-	D3 CW+	
E-2 CW+	Ectatic-2 CCW-	D2 CW+	D2 CCW-	
E-3 CCW-	Ectatic-3 CW+	D1 CCW-	D1 CW+	
Primal Shield Grupal Shields CW+	Primal Shield Grupal Shields CCW-	Density Grupal Shields + CW	Density Grupal Shields - CCW-	
Primal Spin Rod & Staff CW+	Primal Spin Rod & Staff CCW-	CW Rod CW+ Staff	CCW Rod CW+ Staff	



# The Universal Vega Octaves Cycle.

## The 8 Octaves of the Ecka Core of the Ruche Vega Universal Clock



The nodes & staffs of Each Sphere / Merkaba cycle through the 8 Octaves of the Ecka.

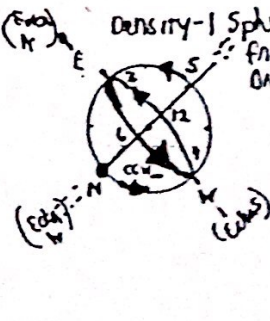
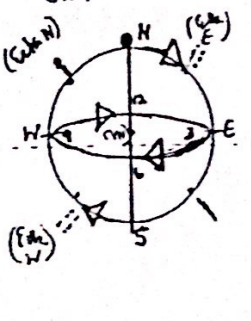
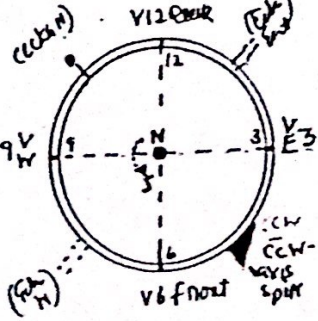
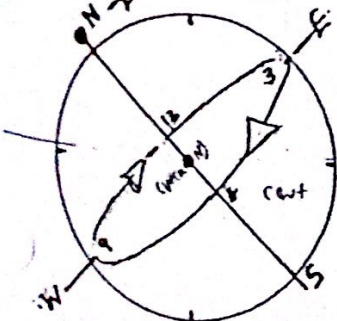
at specific points Rod & Staff axial of various spheres / Merkaba's align with those each other causing the gate between Octaves to open & begin to pass from the Ecka Clock frame into the smaller densities.

Ecka Sphere  
CW+

Vega Sphere  
CCW-


PCMV  
V12 DBP sphere  
CW+

Density-1 Sphere  
FROM  
DN-1 Ground K-2  
CCW-



# GALAXIES

Collection of old stars, little gas & dust & no new stars being born.






ELLIPTICALS

more than half of all galaxies. Some almost spherical, others are flattened oval.

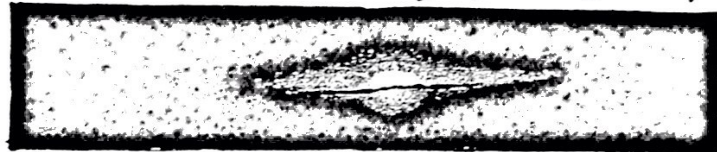
SPIRALS

elliptical hub of old stars &

arms have young stars, gas & dust




side view of spiral galaxy



about 2/3 of all galaxies are spirals

BARRED SPIRALS



"Bar" is orbit of moving stars


"Irregulars" don't fit into these categories, have no consistent shape and have much gas and dust.

# THE MILKY WAY

## A Spiral Galaxy

parameter field is galactic Halo  
 ...  
 ...

hydrotop viber



5102 viber

"Nab is Radial Body Motion field"



Anomaly at our Galactic Center

Draws from UV  
 energy into PKA UV  
 Unnatural Black  
 Hole with PKA UV  
 CW + motion

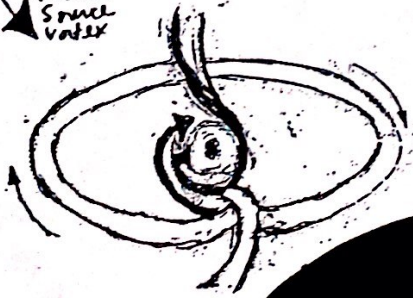
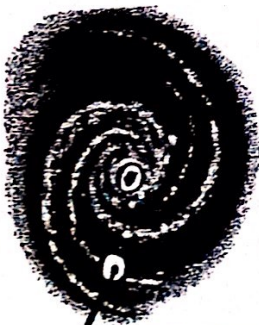
top view

Black dot  
 CCH Virtual Deflected  
 fields



galactic  
 spiraling  
 arms of  
 accretion disc orbit  
 CW shield

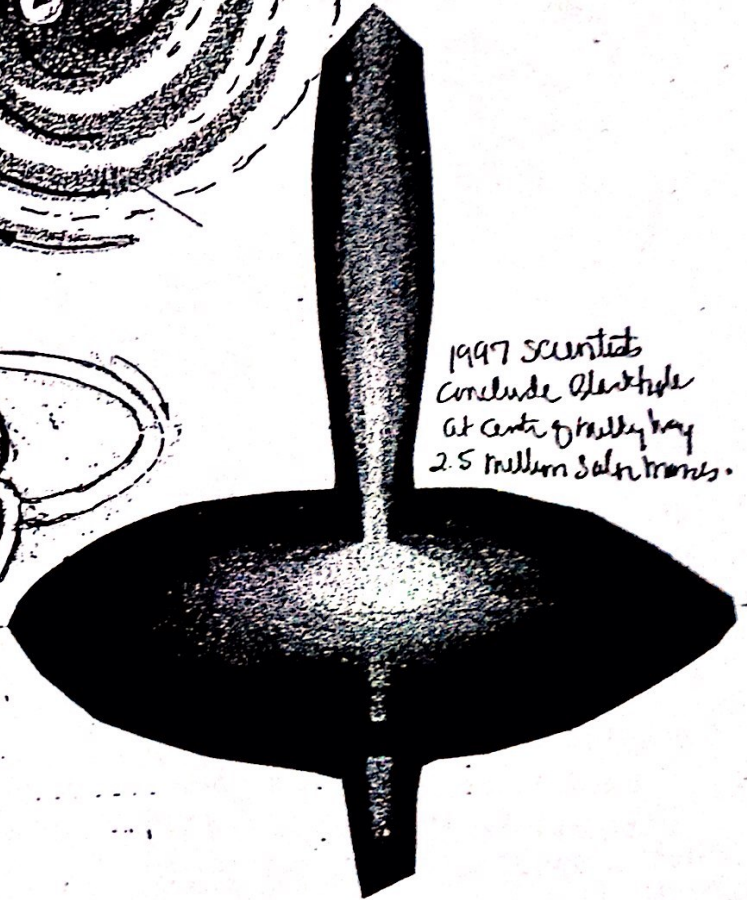
CW PV-1  
 Virtual  
 Space  
 vortex



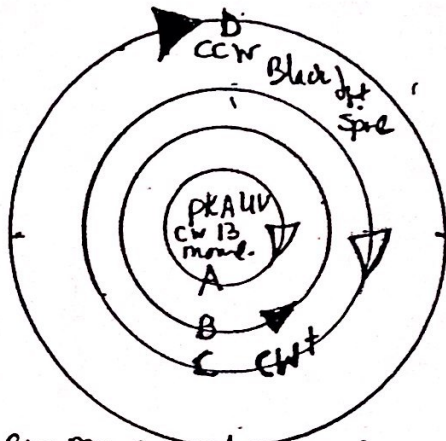
1997 scientists  
 conclude black hole  
 at center of Milky Way  
 2.5 million solar masses.

Our Sun + solar  
 system are in  
 Orion arm of  
 Milky Way galactic  
 spiral.


fully  
 gases



# The Milky Way Core Black Hole Anomaly Down to PKA Universe.



- A. PKA CW mond. Actual Source
- B. Actual field D-1 CCW void PKA
- C. Vortex Virtual field + Shield/orbit accretion disc D-1/D-2. CW+
- D. Virtual Deflect field Black Hgt Spn CCW-

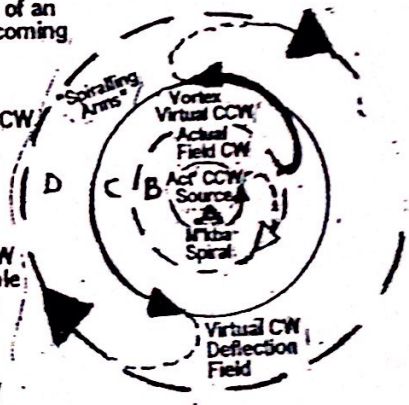


Natural Helical Shields of Our Sun in PCM.

EXAMPLE of an "Energy Incoming Vortex"

PCM D-13 CCW Mond  
D-12 & DN-Void Shields  
CCW Accretion Disc + Axis spin orbit  
Spin wind Black Hgt Spn

- \* Actual Source = CCW
- \* Actual Field = CW
- \* Manifest Vortex Virtual Field = CCW
- \* Observable "Spiralling Arms" Virtual Deflection Field = CW



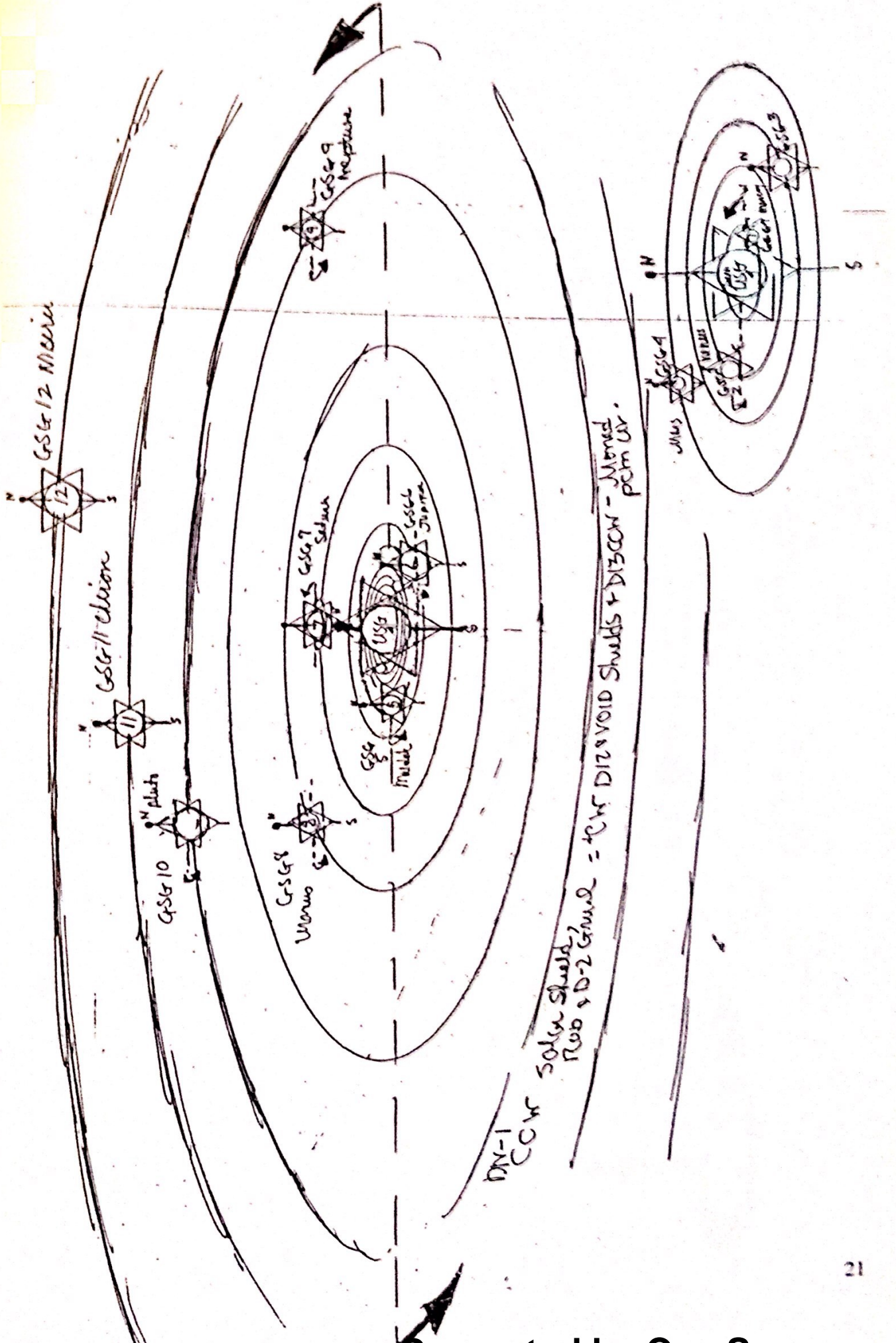
CW Virtual Source Vortex from Black Hole Body CW Rotation on its axis generated a CW accretion disc orbital shield that spirals energy into the Black Hole CW-

The Density-1 D-2 Gravel CW accretion disc shield of the Black Hole implies a CCW-D1 shield, a CW+ D-13 Mond & a CCW D-12 DBP shield, meaning that the Black Hole Body has the configuration of the PKA Parallel Universe D-DBP CW, mond + D-13 CW, D-1 CCW & D-2 Density Gravel CW - an unnatural configuration for the PCM Universe Density-1 field.

The Black Hole's Virtual Source Vortex is CW, its Black Hgt Virtual Deflect field arms CCW, its Actual field the PKA UV Density-1 CCW void field & its Actual Source a CW D-13 PKA UV mond.

CCW Sun Rotation & Orbital Plane - CCW Virtual Source Vortex from Sun rotating CCW on its axis generates a CCW accretion disc orbital shield in Density-1 D-2. The CCW axis spin and shield spin of the Density-1 Void Solar field, implies a CW D-1 shield, a CCW D-13 Mond and a CW D-12 DBP shield - the natural shield for a PCM UV Density-1 Body - implies a D-12 & Density Void Actual field shield CW+, & a D-13 CCW Actual vortex/shield source.

# Our Natural Solar System



Anomalous  
d/z System

Pluto orbit pulled to  
eccentric plane by NISW +  
Orion.

GS 12  
GS 13  
Mars  
22:50  
22:54

Kingdom  
Planet  
Close like  
Jupiter

GS 10  
Pluto  
Should be in same  
mutual plane of J-Saturn

Station means from GS 11  
Orion  
Nebula  
GS 11  
GS 12  
GS 13  
Nebula

Orion  
Nebula

GS 10  
Pluto  
Should be in same  
mutual plane of J-Saturn

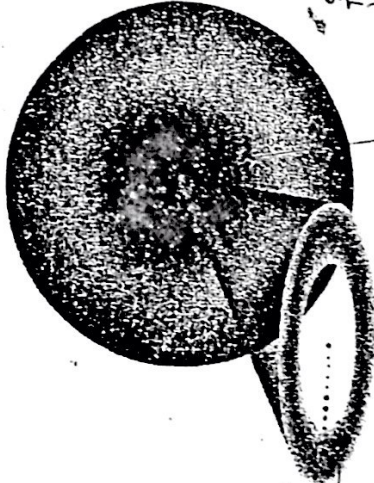
Uranus  
GS 8

GS 9  
Mars

Natural DM  
Orbital Plane  
D-2 Ground Shield  
of M. Sub System.

3657.8 yrs

Coor cloud



Kuiper  
Belt, between the  
planets and the  
Coor Cloud.

DM-1 Sub and Sub  
Parabolic Sub  
DM-1 Sub and Sub  
DM-1 Sub and Sub

DM-1 Kuiper Belt  
Orbital Plane  
Solar Shield  
DM-1/D-2 Ground  
Shield  
CCW

DM-1/D-2 Ground  
Shield  
CCW

DM-1/D-2 Ground  
Shield  
CCW

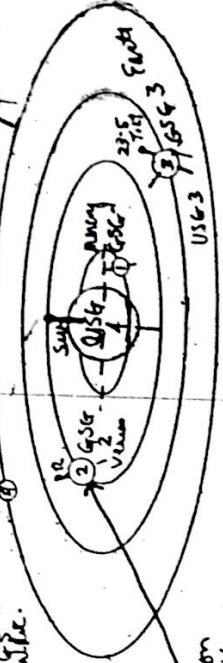
DM-1/D-2 Ground  
Shield  
CCW

DM-1/D-2 Ground  
Shield  
CCW

DM-1/D-2 Ground  
Shield  
CCW

DM-1/D-2 Ground  
Shield  
CCW

← 3657.8 Yr. R Elliptical Orbit  
Mars  
Inner planets  
GS 4 Mars  
GS 3 Venus  
GS 2 Earth  
GS 1 Sun



Venus  
REVERSE  
CW  
Spin on  
axis  
= NISW + no  
plenty shield.

DM-1/D-2 Ground  
Shield  
CCW

DM-1/D-2 Ground  
Shield  
CCW

DM-1/D-2 Ground  
Shield  
CCW


DM-1/D-2 Ground  
Shield  
CCW

Earth's tilted axis & wobble  
Planetary clock and Star Gate  
Mazzygonment

1° line & 23° "wobble" between

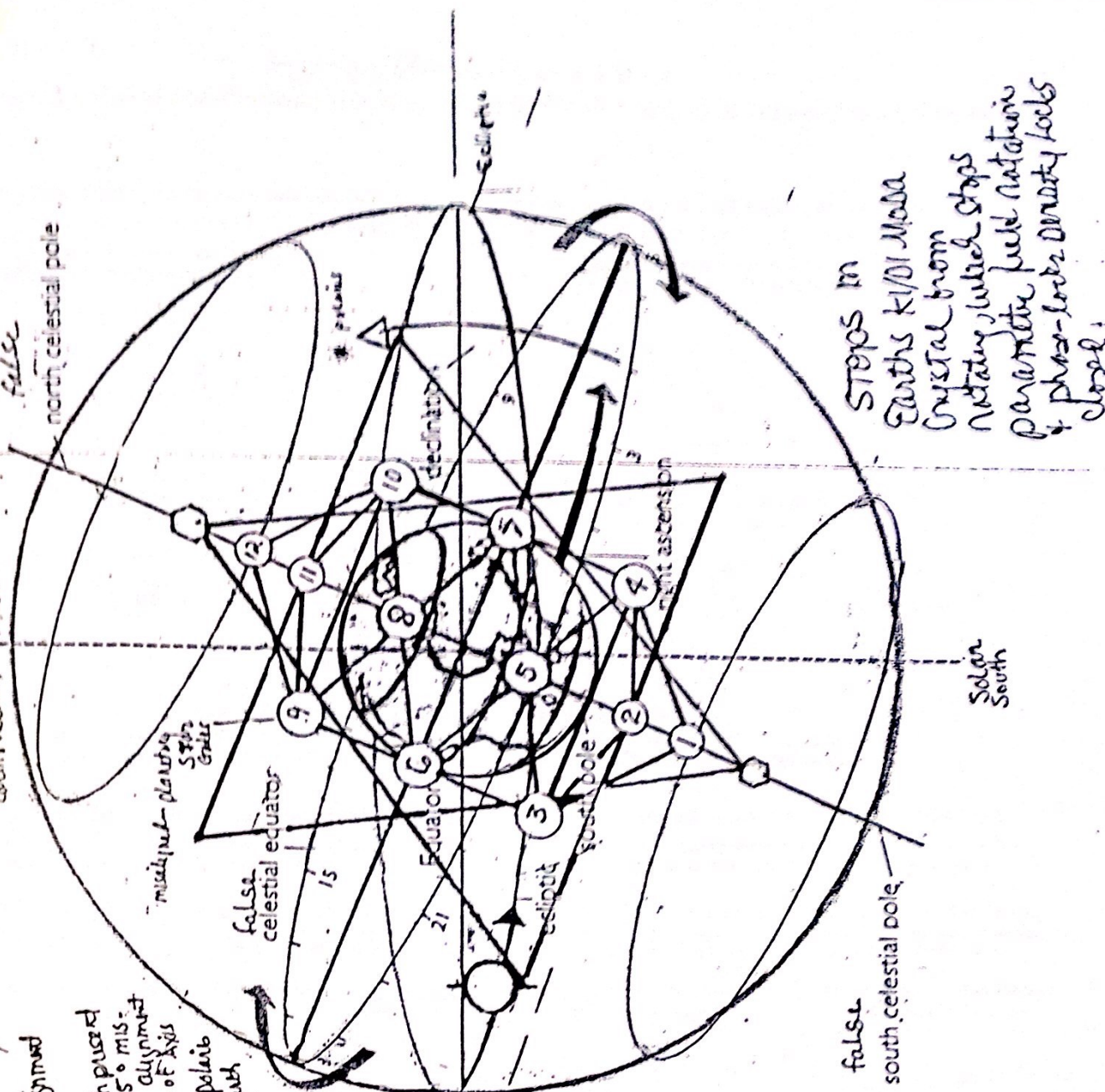
d.d. 5° NISUNE phuta &  
22.5° WESIDER 64-  
wanted to use humul  
cant shell not to above  
USA 4

Earth's axis is shell center  
aligned NISUNE mmm klygon  
when N. align with wobble  
Solar Orbit



paths of Earth's axis  
in wobble

Earth D-2 Elemental  
Solar North H  
Natural Align. point for  
Earth's vertical axis.



STEPS IN  
Earth's K/DI Model  
Crystal from  
rotating, which stops  
parametric field rotations  
& phase-locks density locks  
close!

PRECESSION - Direction of  
Vernal (Spring) Equinox  
shifts in the sky.  
Sky shifts with this wobble  
annual, 100 yrs. prech  
(orbital precession moment  
to chart something not assem in  
or declination.)  
Vernal Equinox minus through each sign  
of zodiac due to Earth's axis wobble.  
Celestial poles oblique



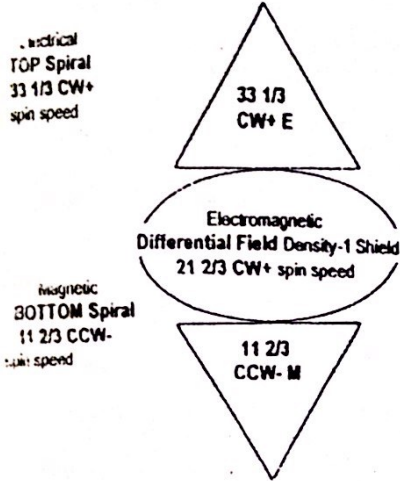
# Summary Electric Wars 5.5 MYA

Solar-Galactic and Earth-Planetary Density-1 Merkaba Fields Lose 1/3 Spin Speed and Thrust in

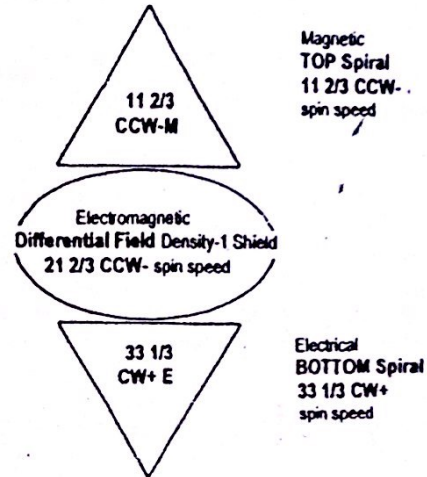
Natural Solar-Galactic and Earth-Planetary Density-1 and Dimensions 1-2-3 Christiac Merkaba Fields before Phantom Matrix Black Hole fall during 5.5 MYA (Million Years Ago) Electric Wars.

PCM Particle Universe Solar-Galactic & Earth-Planetary Density-1 & Dimension 1-2-3 Christiac Merkaba Fields

PKA Anti-Particle Parallel Universe Solar-Galactic & Earth-Planetary Density-1 & Dimension 1-2-3 Christiac Merkaba Fields



33 1/3 spiral  
- 11 2/3 spiral  
21 2/3  
natural Christiac  
Differential Field  
Density-1 Shield spin speed



Universal Monadic Core spin governs Density Shield spin direction:

PCM Universe "female" CCW- D-13 Monadic Core = "male" CW+ D-12 Divine Blue Print deflection field & CW+ Density Shield spin  
PKA Universe "male" CW+ D-13 Monadic Core = "female" CCW- D-12 Divine Blue Print deflection field & CCW- Density Shield spin

After 5.5 MYA Electric Wars- 1/3 PCM & PKA Solar-Galactic & Earth-Planetary Density-1 & D-1-2-3 Merkaba Fields Reduced to 2/3 Spin Speed and Thrust: 1/3-of-original Merkaba Fields and Shields fall to Phantom Black Hole status, 2/3-of-originals remain Christiac; Phantom & Christiac Density-1 Solar-Galactic & Earth-Planetary Merkaba Fields & Shields held separate by the "Wall in Time" frequency fence

1/3 Phantom PCM Universe Solar-Galactic & Earth-Planetary DN-1/ D-1-2-3 Merkaba Fields

2/3 Natural PCM Universe Solar-Galactic & Earth-Planetary DN-1/ D-1-2-3 Merkaba Fields

2/3 Natural PKA Universe Solar-Galactic & Earth-Planetary DN-1/ D-1-2-3 Merkaba Fields

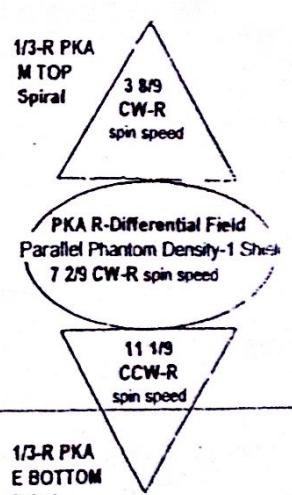

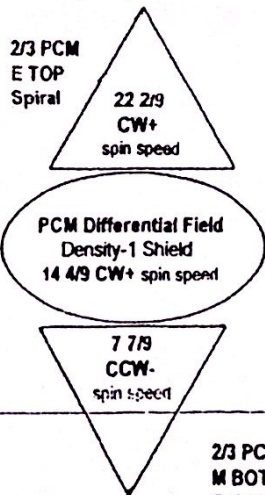
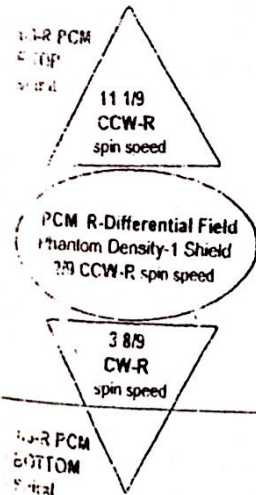
1/3 Phantom PKA Universe Parallel Solar-Galactic & Earth-Planetary DN-1/ D-1-2-3 Merkaba Fields

1/3 of Electrical (33 1/3) Top Spiral PCM Phantom Reversed

2/3 of Electrical (33 1/3) Top Spiral PCM Remaining Natural

2/3 of Magnetic (11 2/3) Top Spiral PKA Remaining Natural

1/3 of Magnetic (11 2/3) Top Spiral PKA Phantom Reversed



1/3 of Magnetic (11 2/3) Bottom Spiral PCM Phantom Reversed

2/3 of Magnetic (11 2/3) Bottom Spiral PCM Remaining Natural

2/3 of Electrical (33 1/3) Bottom Spiral PKA Remaining Natural

1/3 of Electrical (33 1/3) Bottom Spiral PKA Phantom Reversed

PCM UV "Wall in Time"

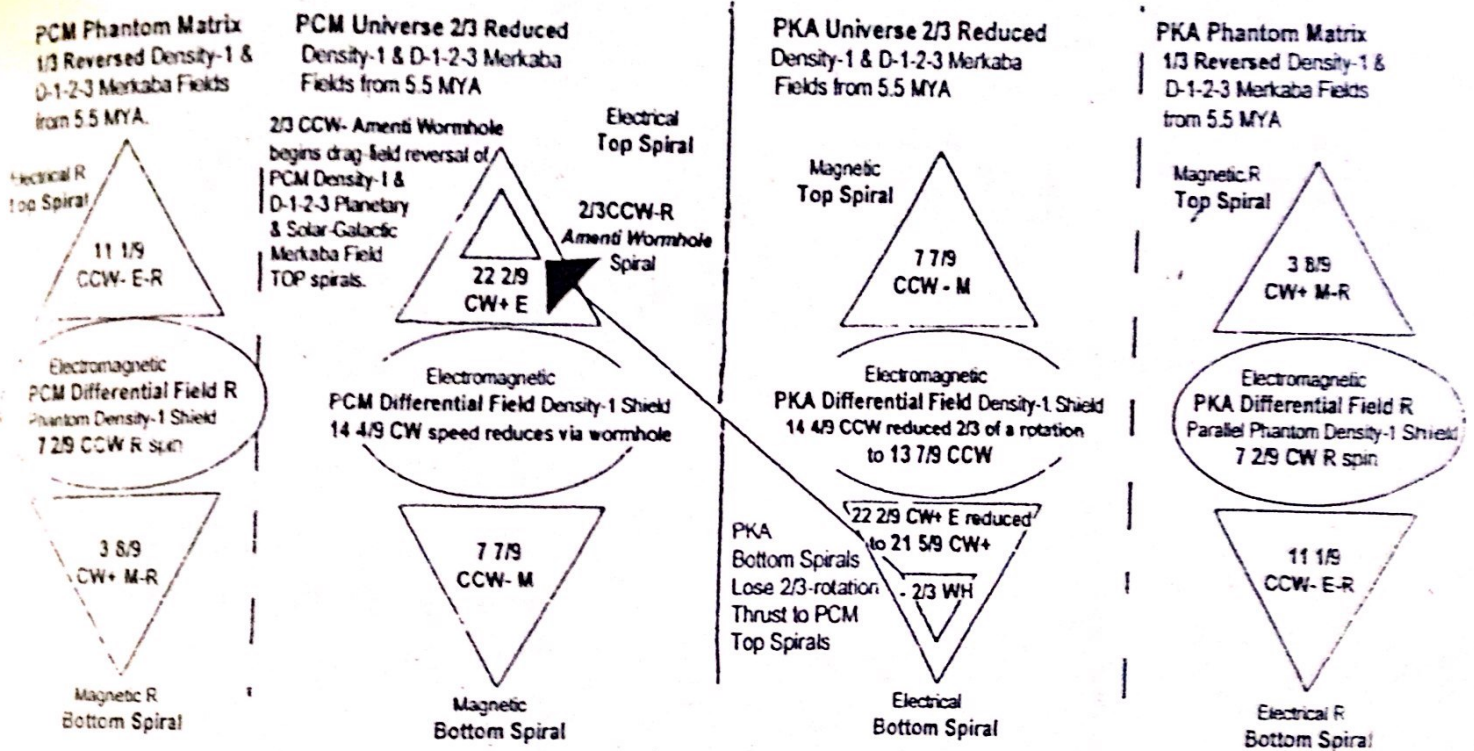
PKA UV "Wall in Time"

Natural Vega Quadrant Division between PCM Particle Universe & PKA Anti-particle Parallel Universe

From the Electric Wars 5.5 MYA until the Lucifer Rebellion of 25,500BC, the natural Christiac Solar-Galactic and Earth-Planetary Density-1 and D-1-2-3 Merkaba Fields and Shields of PCM Particle Universe and PKA Anti-particle Parallel Universe remained at 2/3 spin speed and thrust reduction, with 1/3 spin speed and thrust reversed to form unnatural Phantom-Solar-Galactic and Phantom-Earth-Planetary Density-1 and D-1-2-3 Merkaba Fields and Shields within the Phantom Matrix Black Hole system that formed during the Phantom-Elohim Wars 250BYA. The Christiac 5.5 MYA "Wall in Time" frequency fence kept natural and Phantom Black Hole aspects of Solar-Galactic and Earth-Planetary Density-1 Merkaba Fields and Shields separate to prevent complete fall of remaining 2/3 natural Solar-Galactic and Earth-Planetary Merkaba Fields and Shields into Phantom Black Hole status.

# Summary Lucifer Rebellion 25,500 BC- "Dimensional Blend Experiment" Initiates The Amenti Wormholes, NET, BeaST Link, Solar-Galactic & Earth-Planetary Blended Merkaba Fields Begin

NDC-Grid, Nibiru-Wormwood Patrol Station, Wesa BeaST Machine and Halls of Amenti Arc-Gate Interface System used to create D-2 Elemental Amenti Wormhole in Density-1 Solar-Galactic and Planetary Merkaba Field Top Spirals. Intruder races invade Atlantis to initiate "Dimensional Blend Experiment" via "BeaST" technologies.



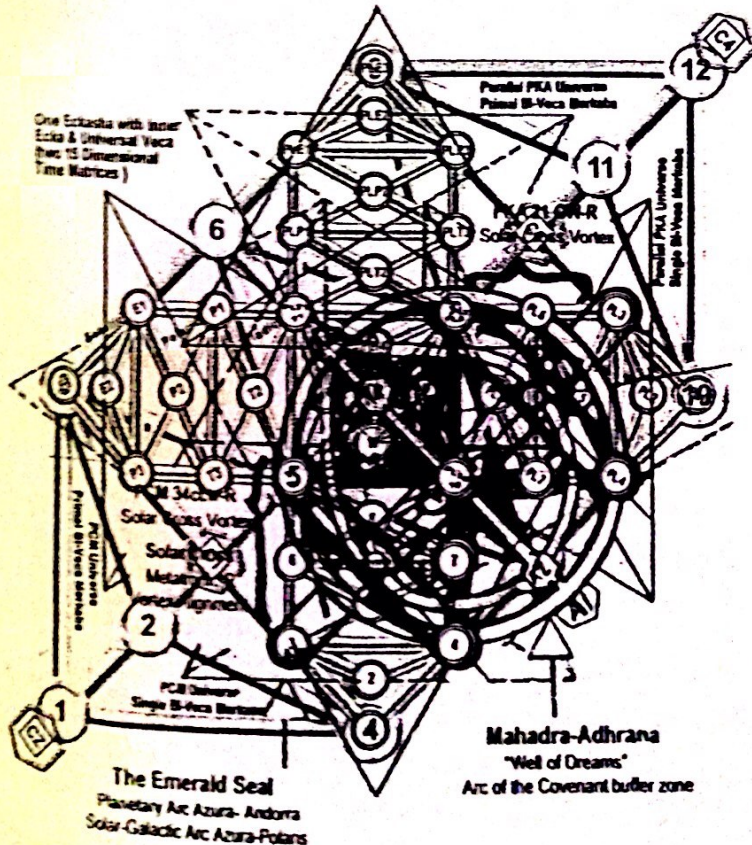
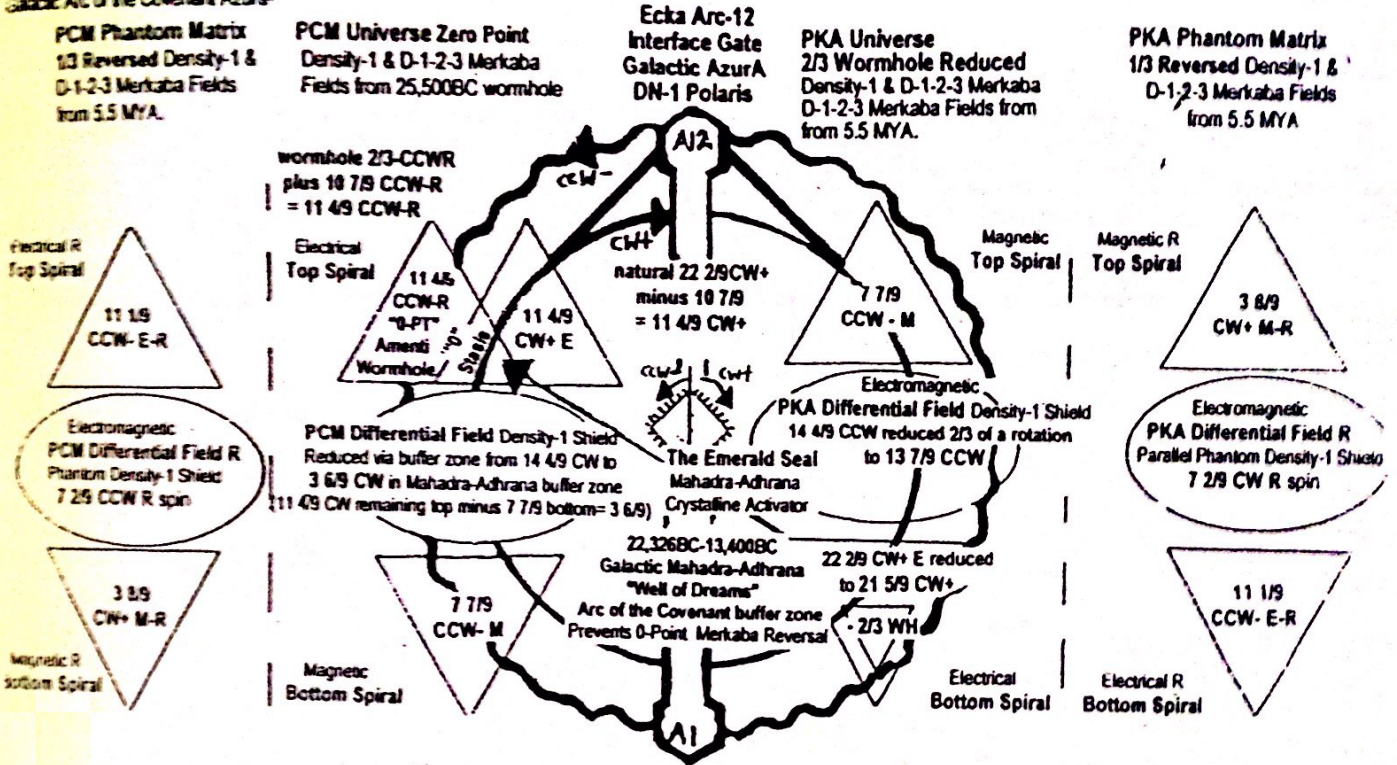
2/3 of a rotation CCW-R anti-particle energy thrust deflected from Density-1 PKA Merkaba Field electrical Bottom Spirals into PCM Density-1 Top Spirals via NDC-Grid & Planetary Arc-2 (Stonehenge) & Arc-11 (New Grange) Gates, to form 2/3-CCW reverse rotation Amenti Wormhole in PCM Density-1 Top Spirals. PKA Bottom Spirals lose 2/3-of-a-rotation of energy thrust; PCM Top Spirals will gain 2/3-thrust from wormhole upon full reversal of PCM natural Top Spirals.

## Solar-Galactic & Planetary Merkaba Fields linked to BeaST machine, initiating "Dimensional Blend Experiment"

Nibiruan Anunnaki, Necromiton-Andromies & Wesedaks infiltrate Earth/Parallel Earth Planetary Arc-2 Gate (Stonehenge) via Halls of Amenti Arc-Gate Interface System. Open Arc-2 wormhole, activate Arc-2 NDC-Grid, seize Earth's Golden Eagle APIN & Halls of Amenti Gates, reverse Planetary Arc-11 (New Grange) & Arc-2 Gates, create Arc-8/5 Blended Artificial Metatronic Planetary 13R Seed Atom at Planetary Arc AzurA (Andorra), use Earth's compromised Amenti/Arc Gates to infiltrate Solar-Galactic Amenti/Arc Gates, create Galactic-Arc 13R Seed Atom, 34/21 Solar-Galactic Vortices, Tiamat Spiral, Nibiru-Wormwood Patrol Station, Galactic "Solar Cross" Vortex Alignment & Galactic 34/21-NET, anchor Galactic Solar Cross NET link at PCMPKA Planetary Arc-AzurAs creating Planetary Solar Cross & 34/21-NET, & create the Anti-Christiac Planetary & Galactic Amenti Wormhole Network. Initiate orchestration of their "Dimensional Blend" External Merkaba/BeaST machine Black Hole fall "Experiment" by attempting to use Amenti Gates to break through GA "Wall in Time" frequency fence from PCM Earth & PKA Parallel Earth to Phantom Black Hole counterparts & to accelerate their Amenti Wormhole to critical mass spin speed, in order to force natural Solar-Galactic & Planetary Merkaba Fields into complete Metatronic reversal to fully activate their BeaST machine Galactic Reversed External Metatronic Merkaba Field in time for the scheduled 22,326BC SAC, during which they intended to fulfill their "Dimensional Blend Experiment". The invaders Galactic External Merkaba is the interdimensional tool by which they intend to fulfill their Dimensional Blend Experiment agenda. The "Dimensional Blend Experiment" is intended to first create the Galactic-Planetary Reversed External Metatronic Merkaba Field through full Metatronic Reversal & Mutation of the USG-4 Sun Solar-Galactic & USG-3 Earth Planetary Merkaba Fields in PCM & PKA Universes, then during a natural SAC when the organic Galactic & Universal Star Gates open between the PCM & PKA Parallel Universe, the Galactic Reversed External Metatronic Merkaba Field would be used to create a massive "rip in space-time" by dragging the Wesedrak Black Hole system in the PKA Parallel Universe into, and through, the PCM Universe and into the PCM Universe Wesedak Black Hole, thereby expanding the Wesa Black Hole systems sufficiently to consume the 2 15-Dimensional Time Matrices of our Universal Vaca in permanent Wesa Black Hole fall. (Density-1 Earth USG-3, Density-2 Tara/Akyone USG-5, Density-3 Gaia Polaris, Density-4 Aramatena -yr "Double Double", their respective solar systems & their Parallel PKA Universe counterparts have been the focus of Black Hole Invader Races for billions of years due to their key positions & Universal Star Gate holdings within the Universal Templar, and the opportunities these key positions offered for creation of the Universal Reversed Metatronic External Merkaba Vehicle). The 25,500BC Lucifer Rebellion invasion of Earth's Atlantis ended with Eoka Guardian Races sustaining the "Wall in Time" to Phantom Matrix, & temporarily capping portions of the Amenti Wormhole Network. As a result of the Lucifer Rebellion, the Solar-Galactic & Earth-Planetary Merkaba Fields of the PCM & PKA Universes entered an unnatural state of Blended Merkaba Field, as the Solar Cross Vortex Alignment, related BeaST machine technologies, the 34/21 NET, & the Metatronic 2/3-Amenti Wormhole remained, through the Arc-11/SG-11 & Arc-2/SG-2 Primary Amenti Wormholes, the natural Merkaba Fields of the PCM & PKA Universes remained inorganically bonded to each other, & though expedited acceleration of the Amenti Wormholes was prevented in 25,500BC, the wormhole spirals continued a slow expansion within the Density-1 & D-1-2-3 Merkaba Field Top Spirals, progressively bringing the Top Spirals into greater degrees of reversal until the 22,326 BC SAC, when the Amenti Wormholes nearly reached critical mass expansion, allowing the Invader Races another opportunity to progress in their Atlantean "Dimensional Blend Experiment" takeover agenda.

# Eieyani Massacre 22,326BC SAC Summary – Zero Point & the Galactic Adhrana

The Solar-Galactic and Planetary Arc-9 Primary Amenti 2/3-Top Spiral Wormholes reach "Zero Point" critical mass accretion as 22,326BC SAC begins Nibiruan Anunnaki, Necromicon-Andromie and Wesedak Invader races, led by Thoth and the Nibiruan Thoth-Enki-Zepholium (Zeta) races stage massive Earth invasion in attempt to fully activate the Galactic Grand Cross Anti-Christiac Metatronic External Merkaba Vehicle BeasT Black Hole technology to fulfill their "Dimensional Blood Experiment" agenda of causing Wesedak Black Hole fall for our Vega system. Guardian Ecka Eieyani races intervene by using the Ecka Inner Earth and Galactic Arc of the Covenant Gates to activate the Galactic Mahadra-Adhrana Krist Code, successfully preventing activation of the BeasT and Top Spiral reversal of the Solar-Galactic and Planetary Merkaba Fields, and leaving the "Final Conflict Drama" at a "Stale Mate" until the next SAC of 2000-2017AD. PCM and PKA universe Density-1 Solar-Galactic & Planetary Merkaba Fields remained within the Mahadra-Adhrana buffer zone (sometimes called the "Well of Dreams") of the Arc of the Covenant passage until 13,400BC when the local Galactic "Well of Dreams" was destroyed via Anunnaki attack of Density-1 Polaris, the Galactic Arc of the Covenant Azura-

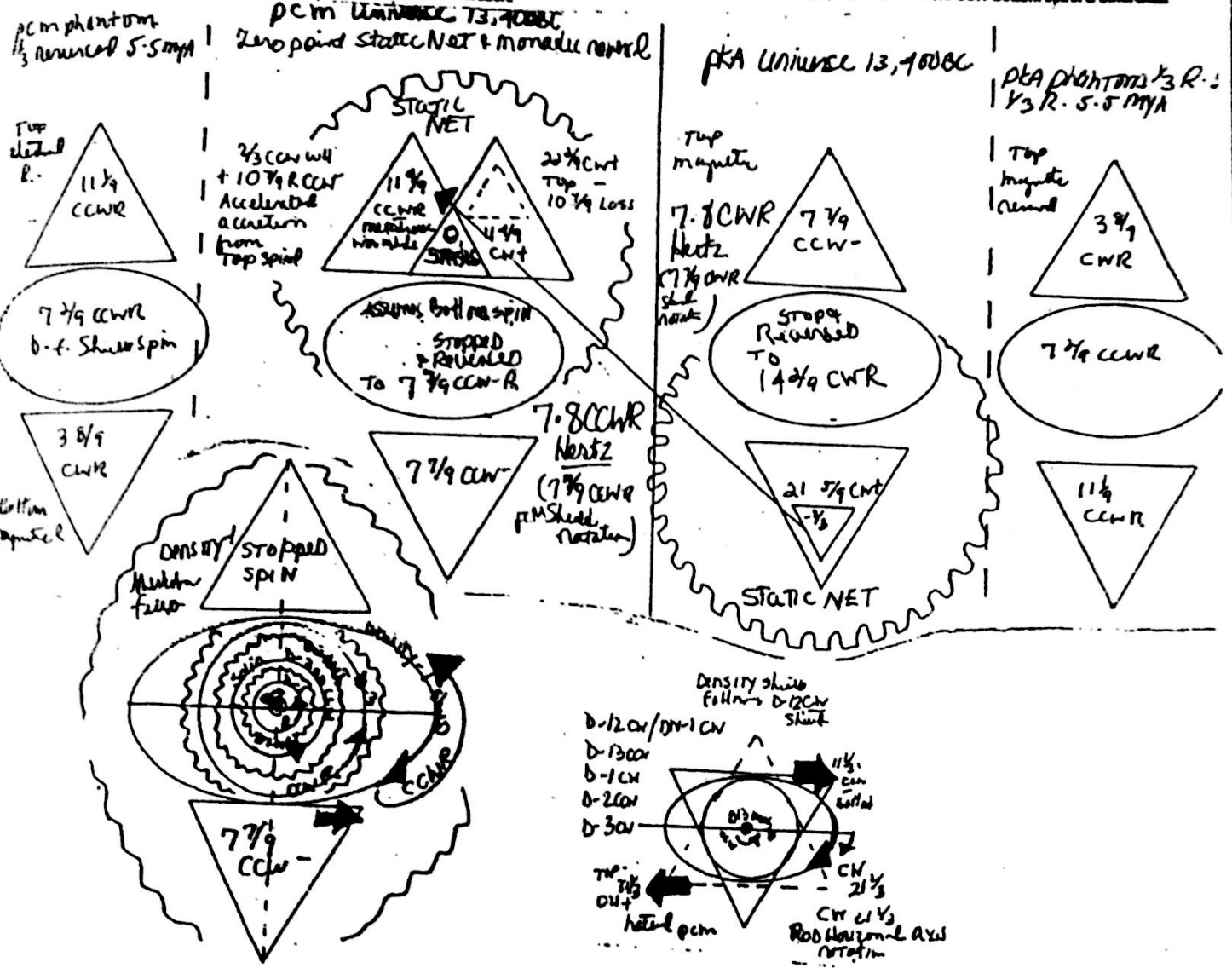


The Arc-9 Amenti Top spiral 2/3-wormholes reached critical mass "Zero Point" accretion at 11 4/9 CCW-R rotation, when the wormholes had reversed & consumed an amount of energy equal to that of the remaining natural Top Spiral. When the wormhole & remaining natural top spiral both reached 11 4/9 spin speed, wormhole at CCW-R & natural Top spiral at CW rotation, a condition of equal tension called "Zero Point" occurs. At Zero Point, both Wormhole & natural Top spiral stop spinning, causing the Differential Field Density Shield to stop rotation & reverse, which causes Top spiral & wormhole to merge & adopt the same spin direction of the Bottom spiral forming an Anti-Christiac Same-Spin-Spiral-Set Merkaba Field. During the 22,326BC SAC Earth's Eieyani-Indigo races installed the Emerald Seal Mahadra-Adhrana Crystalline Activator within the Solar-Galactic & Planetary Arc Azura's & its corresponding "4-Faces-of-Man" LPIN. The Emerald Seal would allow for rapid manual activation of the Mahadra-Adhrana Well of Dreams buffer zone & 4-Faces LPIN; only the Emerald Seal was activated during the Eieyani Massacre. The 22,326BC activation of the Galactic Mahadra-Adhrana "Well of Dreams" Arc of the Covenant buffer zone prevented merging of the natural remaining Merkaba Field Top spirals & their respective Amenti Wormhole vortices & also prevented activation of the BeasT's Galactic Grand Cross Anti-Christiac Metatronic External Merkaba Vehicle by preventing the 34-PCM & 21-PKA Solar Cross Pyramidal Vortices from merging to activate the "SS Shield" of the Grand Cross Vortex. Until 13,400BC the Solar-Galactic & Planetary Shields remained within the Mahadra-Adhrana "Well of Dreams" buffer zone, the Adhrana frequencies holding off "Zero Point" by creating a buffer held between the natural 11 4/9-CW Top spirals & 11 4/9-CCW-R Amenti wormholes. The Density-1 Differential Field Shield spin speed dropped to 3 8/9 CW upon split of the remaining 11 4/9 CW natural top spirals & the 11 4/9CCWR wormholes.

# The Great Galactic Zero Point Netting & the Age of Darkness 13,400BC Summary

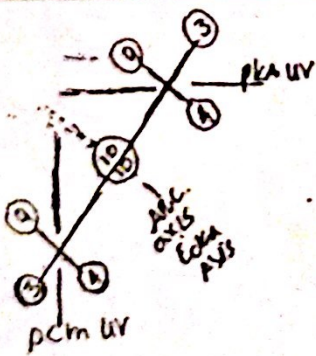
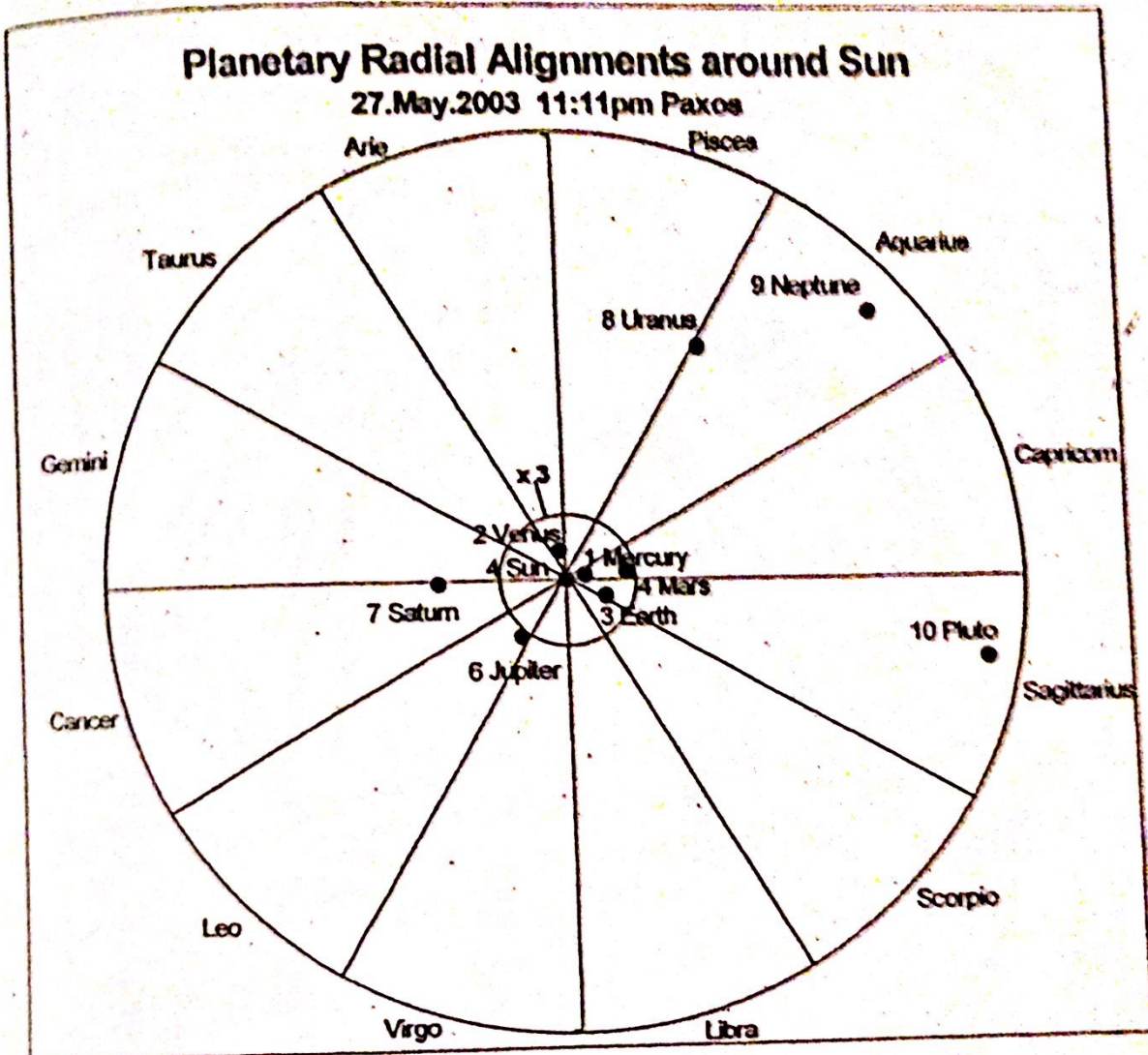
## Zero Point Netting, the Solar-Galactic & Planetary Monadic Reversal & the 7.8 Hertz Earth core Vibration

Albuan Aruanaki, Necromicon-Andronic and Woodak Invader races invade Density-1 Polaris Galactic Arc Azura and Planetary Arc Azura Andora to cap Galactic & Planetary Emerald Seals with "Ruby Seal" Metatronic Seed Atom Activators, in attempt to prevent Eleyari races from using the Galactic & Planetary Mahadra-Adhrana "Well of Dreams" Arc Seals, causing rapid release of the Mahadra-Adhrana Arc buffer zone. The PCM Universe Solar-Galactic and Planetary Arc-9 Primary Amentil 2D-Top Spiral Wormholes at Zero Point critical mass since 22,326BC rapidly activated upon falling of the Mahadra-Adhrana buffer, causing the PCM D-2 Solar-Galactic & Planetary Merkaba Field Top spirals to engage Zero Point abrupt stop spin, which caused the PCM Density-1 Differential Field Shields to stop rotation & reverse spin direction from the existing 3 8/9 CW to a reversed 7 7/8 CCW spin caused by the Bottom spiral rotation. Stop-spin of the Density-1 Shield & D-2 Merkaba Top spirals caused the Solar-Galactic & Planetary D-1, D-3 & Monadic Core naturally CCW D-13 Monadic Shield reversed to CW, the naturally CW D-1 Shield R to CCW & the natural CW D-3 Shield R to CCW & the Shields reversing to the 7 7/8 Bottom Spiral spin. The force to retain their natural CCW rotation as the Monadic Shields reversed, causing a static NET field of same-polarity repulsion to form between the CCW-R D-1 & CCW D-2 Shields, due to reversal of the Monad & held the Density-1 & D-1-2-3 Merkaba Field Top Spirals in Zero Point stasis. The Static NET prevented the naturally CCW D-2 Shield from reversing to CW elemental-vortex field of the Density-1 hologram, and thus, as the D-2 Shields were prevented by the NET from reversing, the axis spin of the physical-matter planet did not reverse Field Shield spin, generating a 7.8 Hertz Planetary & Solar Core Vibration. The Solar-Galactic & Planetary Shields entered Top Spiral Stasis & 7 7/8 CCW Bottom spiral & Differential



In orchestrating the "Great Galactic Zero Point Netting" the invader races succeeded in preventing Guardian races from repairing the Phantom Matrix, Halls of Amentil & Arc of the Covenant Shields and in creating the Monadic Reversal they required to complete their Dimensional Blend Experiment during the next 2000-2017AD SAC. However, the Top Spiral Stasis generated by the Static NET, which served to hold the Monadic Reversal in suspension until the next SAC, also served to stop the spin of the Metatronic Solar Cross 34/21 Pyramidal Vortices, stopping the rotation of the Metatronic D13R Blue Fire Sword currents through the Solar-Galactic & Planetary Temples and creating a magnetic static-block-out field muon-positron field within the Solar-Galactic & Planetary Radial & Hove Body Trice Light Flights. The block-out field cut off the NDG-Grid broadcast communications & BeAST Tandem technology access in our Solar System, advanced the magnetic-field mutations of the Earth life-field DNA and blocked out natural and Metatronic interdimensional communications, thus casting Earth, this solar system & its parallel into a galactic and planetary quarantine "Age of Darkness" until arrival of the 2000-2017AD SAC and Final Conflict Drama. During March-November 2002 the UR activated the BeAST machine in the contemporary drama, setting in motion Universal Hathero-Hathalon Cycle Level-6 Evac. On May 27-28, 2003 Hathero Electrical Peak "Blue Fire Sword Initiation" the Metatronic D13R Arc Seed Atoms of the BeAST were activated & the Solar-Galactic & Planetary Merkaba Top Spirals emerged from stasis activating the Metatronic 34/21 Solar Cross electrical currents and 2/3-Metatronic Reversed Merkaba Fields. During the August 12-15, 2003 Hatheron Magnetic Peak the UR-scheduled "Dimensional Blend Experiment" and activation of the Galactic Grand Cross External Merkaba Vehicle will be prevented via activation of the Emerald Seal and Mahadra-Adhrana "Well of Dream" Arc buffer zone.

# Hethero Electrical Peak Planetary positions



The "Solar Cross" planetary alignment would occur in our Solar System during the August 12-15, 2003 Metatron Magister Peak.

The Earth-3 / Pluto-10:  
Neptune-9 / Sun-4 "Solar Cross"  
Galactic Star Gate Alignment  
needed to activate the  
"Grand Cross" alignment Metatron  
Star Gate interface for  
activation of the  
"55-Metatron's Boat" Merula  
Vehicle Black Hole generator &  
initiation of the "Dimensional  
Blend Experiment" was not  
yet present in our Solar System  
during the May 27, 2003 Hethero Electrical Peak.

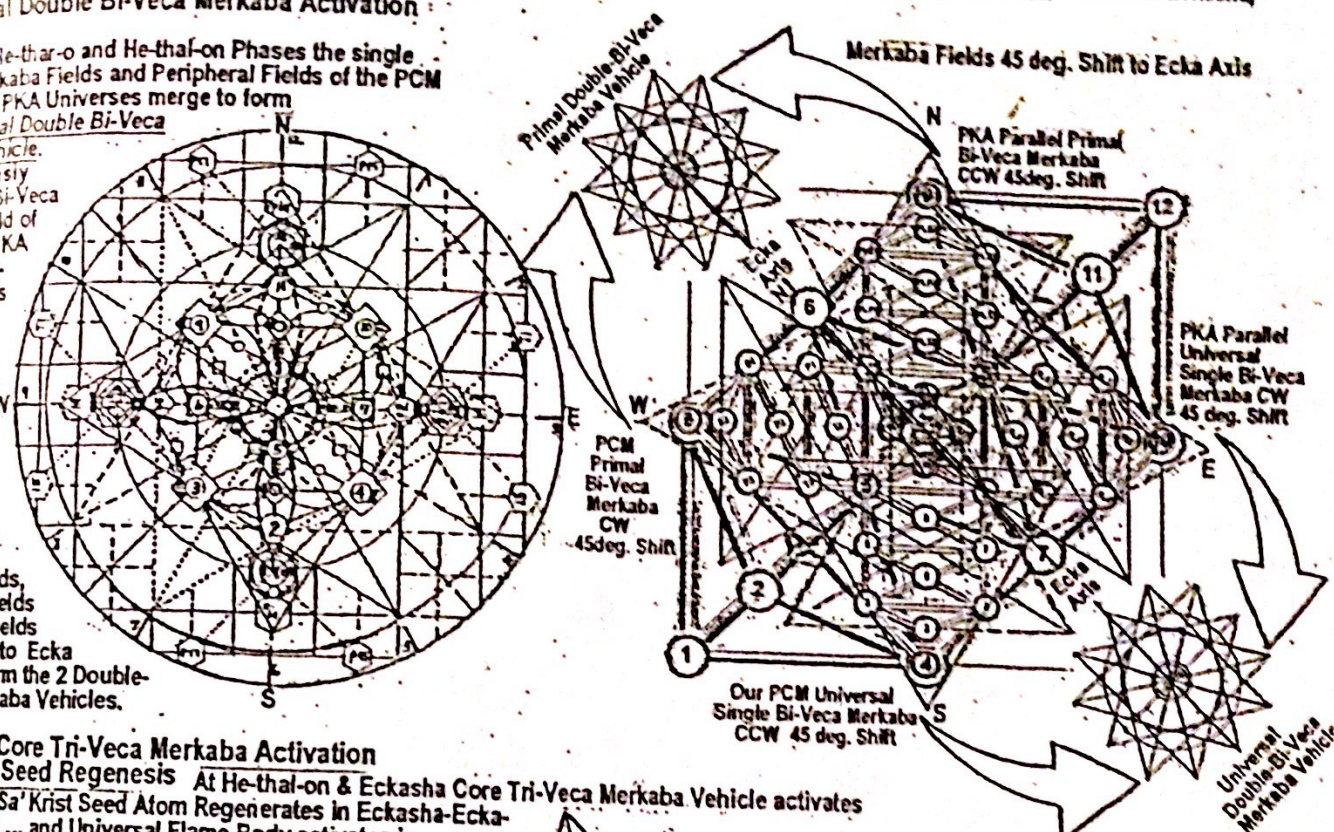
**THE YON-A-Sa Cycle - Cosmic Re-set of the Eckasha Krist Seed Atom**  
 He-thar-o, He-thal-on, and Reusha-TA Phases  
 [He-thar-o - May 27, 2003 / He-thal-on August 12, 2003]

When the Eckasha Core Tri-Veca Merkaba Field of an Eckasha God-World System has reached the end of it's Last Expansion-Manifestation Cycle (or when it's Eckasha Core Universe approaches imminent destruction, such as is presently the case), the Eckasha, Ecka and Veca Universal Systems enter a Cosmic Cycle of Renewal called the 'YON-A-Sa' Cycle. During YON-a-Sa, the Re-set of the Eckasha-Ecka-Veca Divine Blueprint and realignment of the Eckasha Krist and Veca Christos Seed Atoms, the "Cosmic Clock" 12 Templar Reuche Pillars of the Eckasha-Aah Core of the Merkabic Circulatory System and Universal Shields with vibrational translation for the Eternal Cosmic Krist Seed Atom and it's inherent 15-Cells of First Creation). The 'YON-A-Sa' Cycle takes place in 4 rapid phases: the He-thar-o Electrical Merkaba Peak, the He-thal-on Magnetic Merkaba Peak, the Reusha-TA Reset of the 12 Templar Reuche "Cosmic Clock" Pillars and the Ecka-Shi Re-Birth of the Cosmic Krist Seed Atom within the Eckasha, Ecka and Veca Universes.

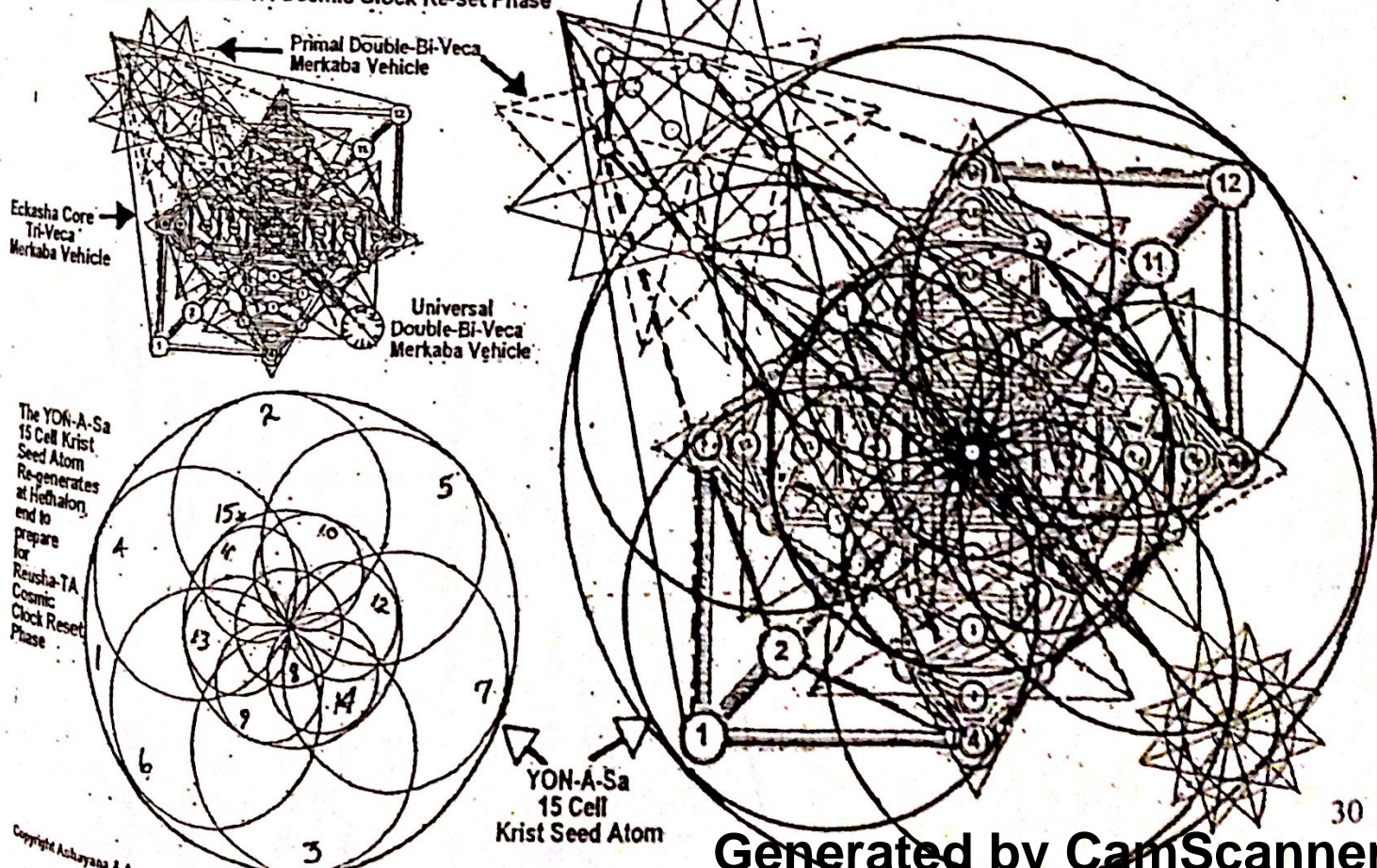
**1. Universal Double Bi-Veca Merkaba Activation**

During the He-thar-o and He-thal-on Phases the single Bi-Veca Merkaba Fields and Peripheral Fields of the PCM and Parallel PKA Universes merge to form one Universal Double Bi-Veca Merkaba Vehicle.

Simultaneously The Primal Bi-Veca Merkaba Field of the PCM & PKA Primal Light-Sound Fields and their peripheral fields also merge to form a second Primal Double-Bi-Veca Merkaba Vehicle. Merkaba Fields, Peripheral Fields And their Shields Shift 45 deg. to Ecka Access to form the 2 Double-Bi-Veca Merkaba Vehicles.

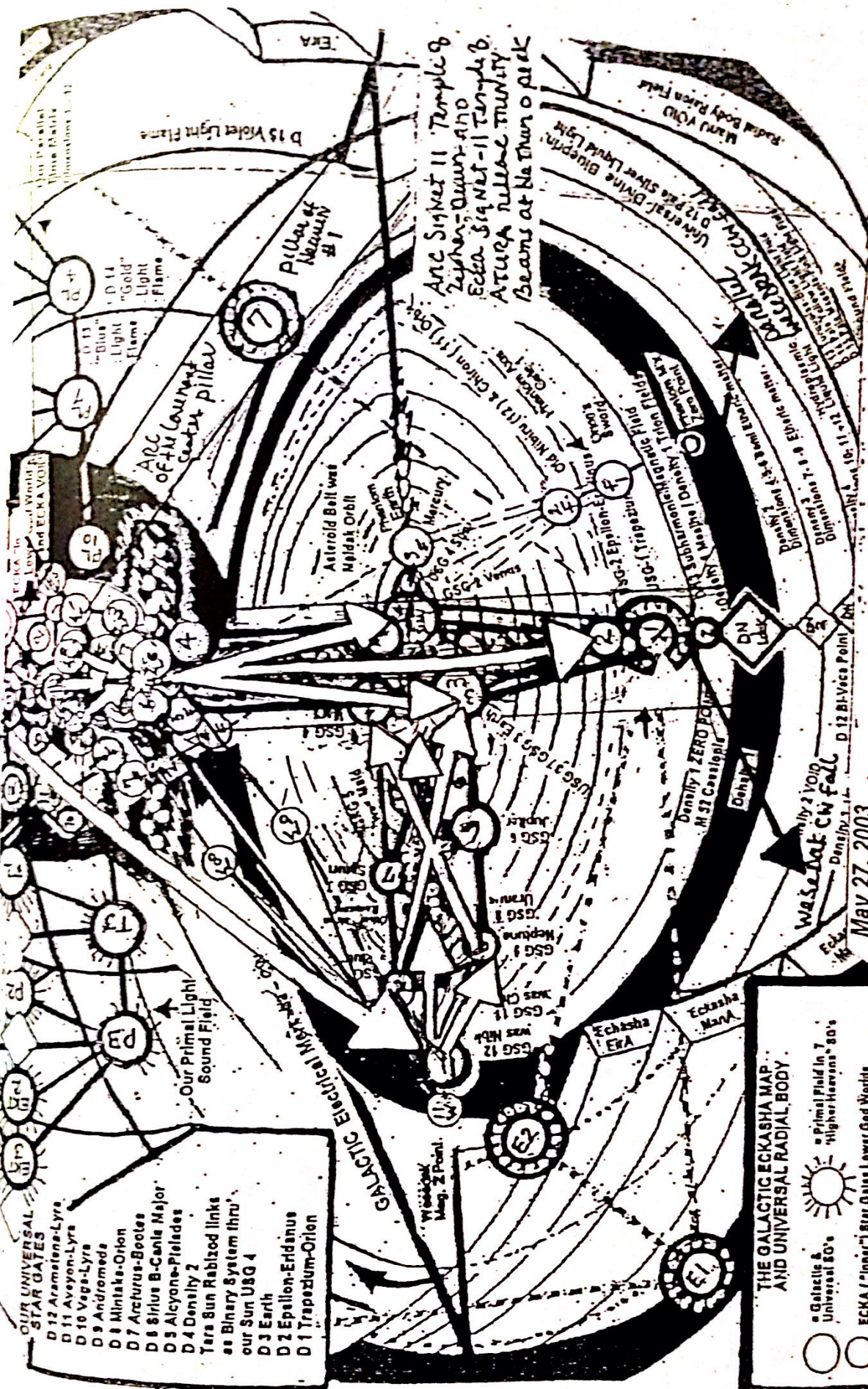


**2. Eckasha Core Tri-Veca Merkaba Activation and Krist Seed Regenesis** At He-thal-on & Eckasha Core Tri-Veca Merkaba Vehicle activates and 'YON-A-Sa' Krist Seed Atom Regenerates in Eckasha-Ecka-Veca Shields ... and Universal Flame Body activates in preparation for the Reusha-TA Cosmic Clock Re-set Phase



The YON-A-Sa 15 Cell Krist Seed Atom Re-generates at He-thal-on end to prepare for Reusha-TA Cosmic Clock Reset Phase

YON-A-Sa 15 Cell Krist Seed Atom



Methard Electrical Peak Christos Seed Atom  
 React Cycle Initiates May 27, 2003 to protect  
 Earth & His Universal Veer from "Blue Fire Sword"  
 Initiation

**OUR UNIVERSAL STAR GATES**  
 D 12 Arametes-Lyre  
 D 11 Aveyon-Lyre  
 D 10 Vega-Lyre  
 D 9 Andromeda  
 D 8 Minia-Lyris-Orion  
 D 7 Archurus-Bootes  
 D 6 Sirius B-Carla Major  
 D 5 Alcyone-Plisides  
 D 4 Density 2  
 Tera Sun Rabizod links  
 as Binary System thru  
 our Sun USG 4  
 D 3 Earth  
 D 2 Epallon-Eridanus  
 D 1 Trapezium-Orion

**THE GALACTIC ECKASHA MAP AND UNIVERSAL RADIAL BODY**  
 ☉ Galactic & Universal SG's  
 ☉ ECKA ("inner") Star Gates Lower God Worlds  
 ☉ Eckasha Middle God World SG's  
 ☉ Densily Beals  
 ☉ Universal Star Gate  
 ☉ Galactic Star Gate  
 ☉ Parallel Star Gate

May 27, 2003

**"55-Base Vehicle" He-tha**  
**Grand Over Split By**  
**Machala-Golaha**

**Peak Cosmic 12:12 Krist Code Activation - Stage 'D-1'**  
**Regenesis of the Yon-A-Ha Cluster**

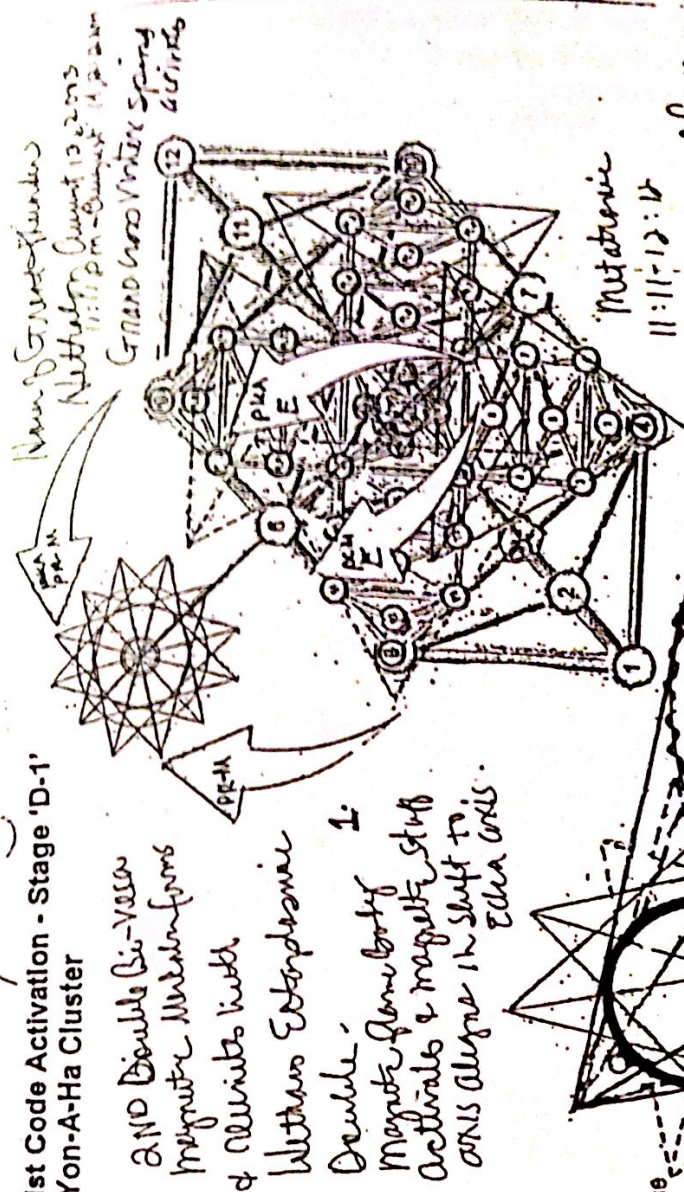
Universal Double Bi-Veca Merkaba Activation and Ecotoplasmic Template  
 1. As the "Great Silence" Universal Flame Body shift to the Ecka Axis beings at the 11:11PM time co-ordinate, the 2 Base-tone Magnetic Veca Primal Spirals and two Over-tone Electrical Veca Density Spirals progressively shift 45-degrees to Ecka Axis and merge, forming one **Double Bi-Veca Merkaba Vehicle**, containing the electrical Golden Fleece replicate Universal Flame Body inside, within the Ecka Universe Primal Light Fields. The Universal Flame Body replicate within the Double Bi-Veca Merkaba Vehicle exists as an Ecotoplasmic template (D-8 Trions units = Electrons = D-8 electrons) for the Re-creation of the original Veca Universe.

**Eckasha Electrical Tri-Veca Merkaba Activation, Golden Fleece Buffer Field and the HE-esta Axis Stasis period.**

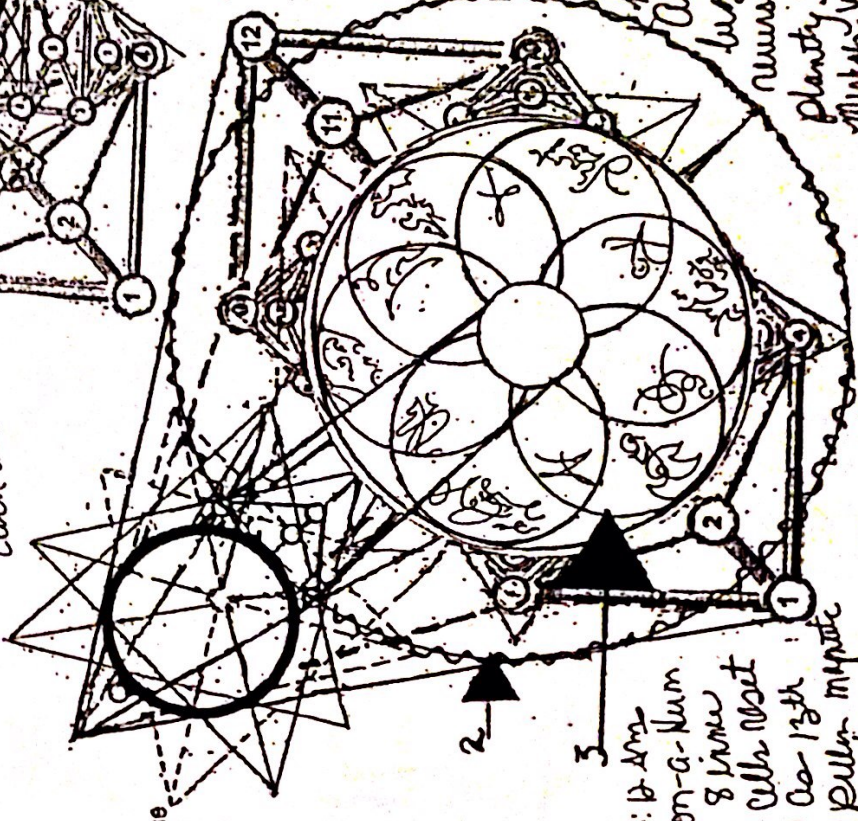
The Double Bi-Veca Merkaba Vehicle within the Ecka Primal Light-Sound field reaches critical mass spin speed, sparking activation of the "top" electrical Eckasha Tri-Veca Merkaba Spiral within the Ecka Primal Light Fields. The electrical Eckasha Tri-Veca Merkaba Spiral envelops the Ecka and Veca Universe Templates, spiraling a progressively amplifying Trion Field Golden Fleece Buffer Capsule around the Ecka and Veca systems, which holds the remaining 4 Single Veca Merkaba Spirals in a state of temporary Axis Stasis called the HE-esta period, which will remain until the He-thal-on Magnetic Peak is reached.

**12:12 Krist Code Activation, 13th Pillar Over-tone Anchoring and Yon-A-Ha Outer-7-Cell Christos Seed Atom Regenesis**

Once the electrical spiral of the Eckasha Tri-Veca Merkaba Field and Golden Fleece Buffer Capsule activate, the Cosmic 12:12 electrical Krist Code stanz activates within the Eckasha, Ecka and Veca Templates, fully anchoring the electrical Over-tones of the 13th Pillar Emerald Amoraea Flame within the Azur-A center points of the Eckasha, Ecka and Veca Shields, opening the 13th Pillar passage for Regenesis of the Christos Seed Atom. Once the 13th Pillar Over-tones anchor in the Veca Shields the Yon-A-Ha stanz base-electrical Christos Seed Atom activates within the Shields, initiating Regenesis of the Yon-A-Ha 7-Outer-Cell Cluster of the Christos Seed Atom. The Cosmic 12:12, Eckasha Tri-Veca Merkaba and Golden Fleece Buffer Capsule activations and Regenesis of the Yon-A-Ha Cluster occur at the 12:12AM time-coordinate just following the Hour of the Great Silence that began at the 11:11PM completion of Stage-C He-thar-o.



AND Double Bi-Veca Magnetic Merkabas of Nebulae with  
 Within Ecotoplasmic Double-Magnetic Flame Body Activates & magnetic stuff ORNS Aligns in Shift to Ecka axis

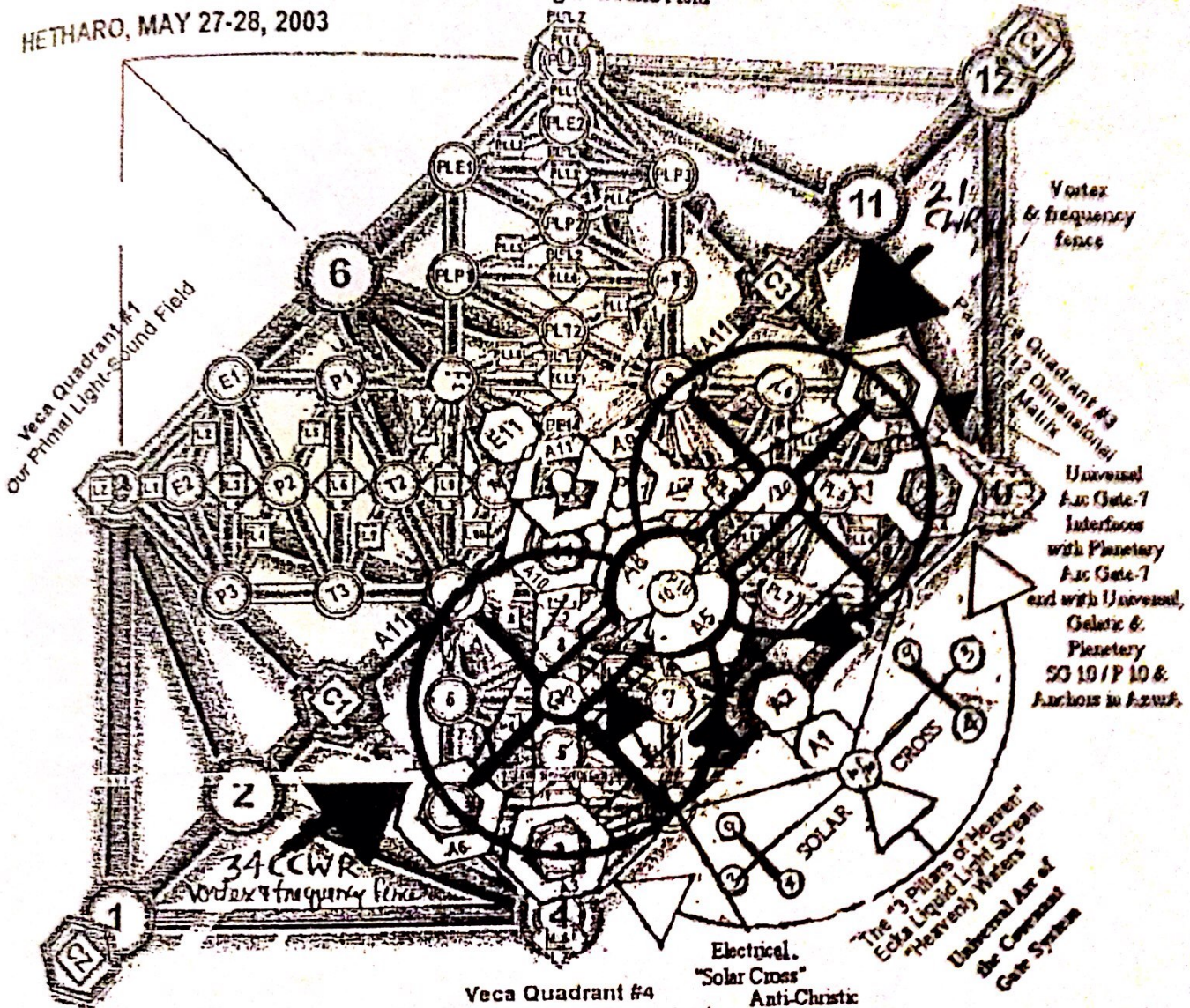




Universal Arc of the Covenant Gate System, the 34/ 21 Metatronic Frequency Fence  
and the Solar Cross Alignment

Veca Quadrant #2  
Parallel Primal Light - Sound Field

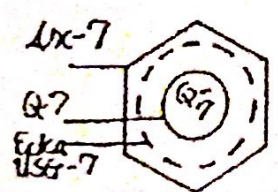
HETHARO, MAY 27-28, 2003



Veca Quadrant #4  
Our 12 Dimensional Time Matrix  
34 - 21 Merkaba's  
form and vortices activate

Planetary Cue Site 7, Paxos, Greece is the central control Shield for Arc Gate 7 - Ashalum - the Veca Mahadra Master Father Stand is Conducted at Cue Site 7 to anchor re-creation of the Halls of Amenti Arc Interface System, as original Amenti Gate System will fall to Wesa between Hetharo and 2012.

Universal, Galactic and Planetary Arc 7 Gates intersect directly on the diagonal Ecka-Arc Axis with Universal, Galactic and Planetary Star Gate 10/ P10. The 10/ P10 Gate coordinate links the Shields of Arc Gates 5 and 8 through the Arc Azura Centre Point. The Wesa races intend to use their "BeaST" machine, Anti-christiac External Merkaba - field (Planetary - Galactic - Solar) to force-blend via Vesica Pisces flow the Arc - 5 and Arc - 8 Gates to form an Anti-Christiac, Reversed - 13 (Universal) Seed Atom. Anchoring the Christiac 13<sup>th</sup> Pillar into the Arc Azura During Hetharo 11:11-12:12 will allow separation of Falling Arc Gate Veca System and Christiac Regenerating System.

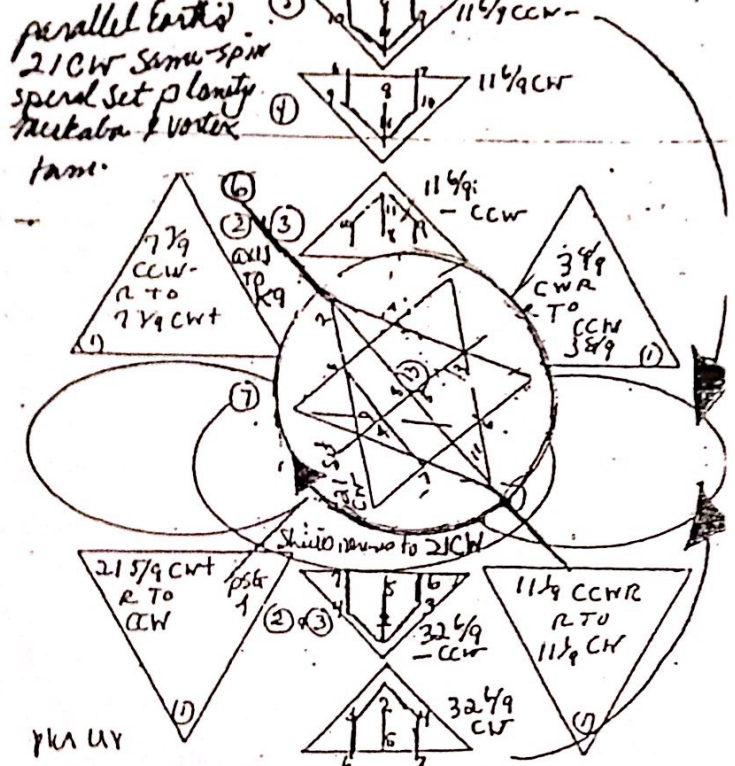
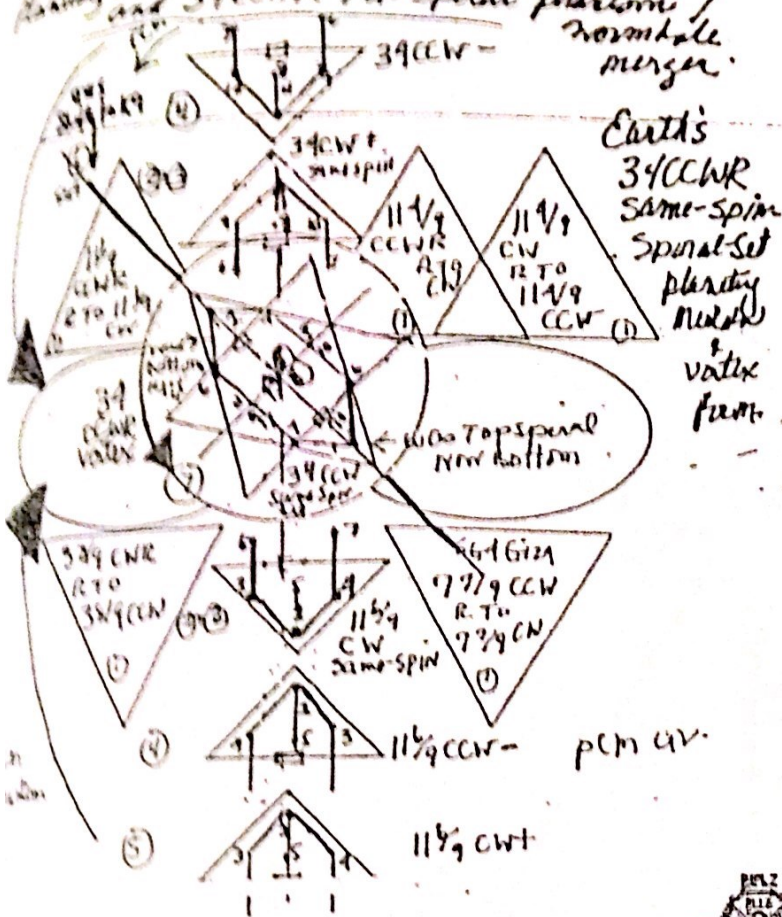


# Hethalon and the Planetary Blue Fire Sword Excitation

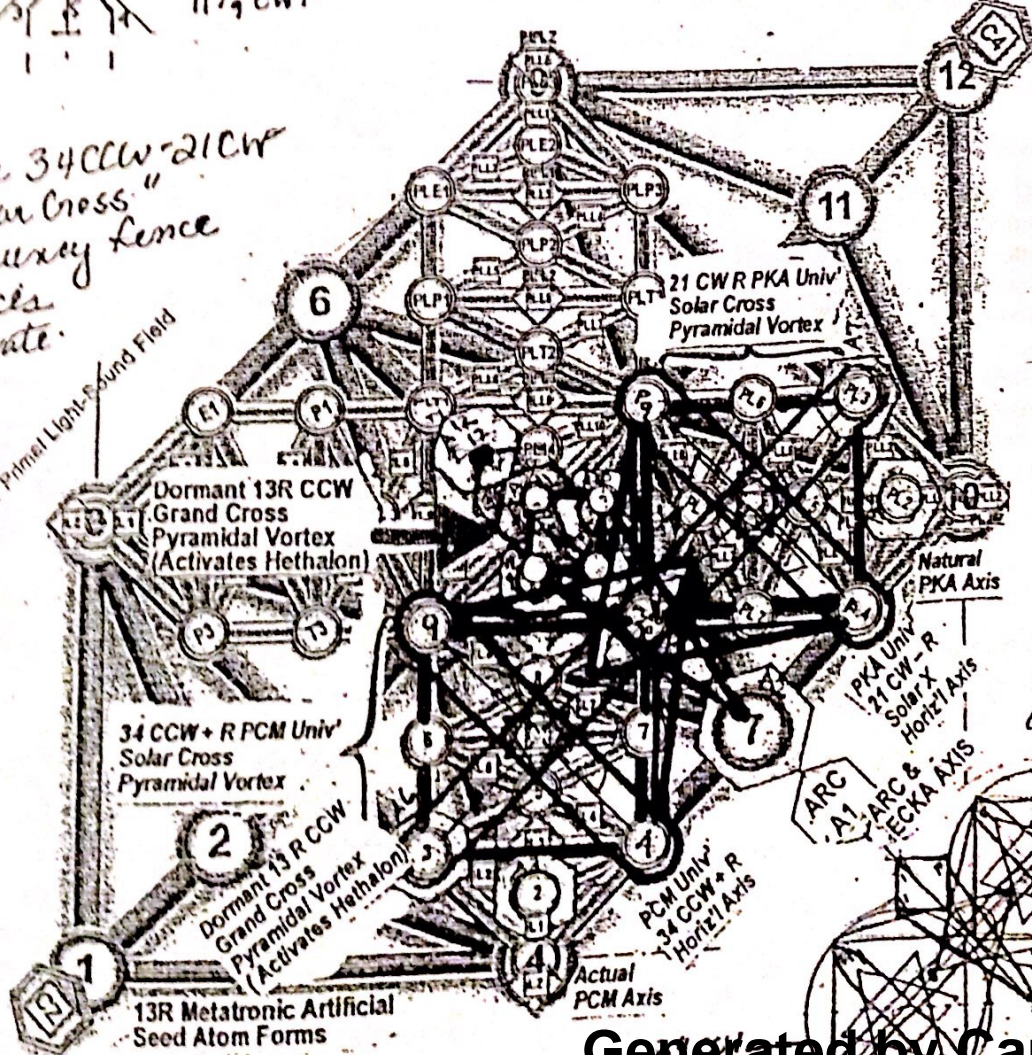
May 27, 2003

1) Blue Fire Sword Excitation causes Earth's 2/3R Planetary Metabola to enter "zero point" stop-spin and 34CCWR Top Spiral phantom / normale merger.

2) Earth's Parallel Earth 2/3R Planetary Metabola Colds undergo spiral inversion to form Same-spin spiral set.



The 34CCW-21CW 'Solar Cross' Frequency Fence Vortices activate.

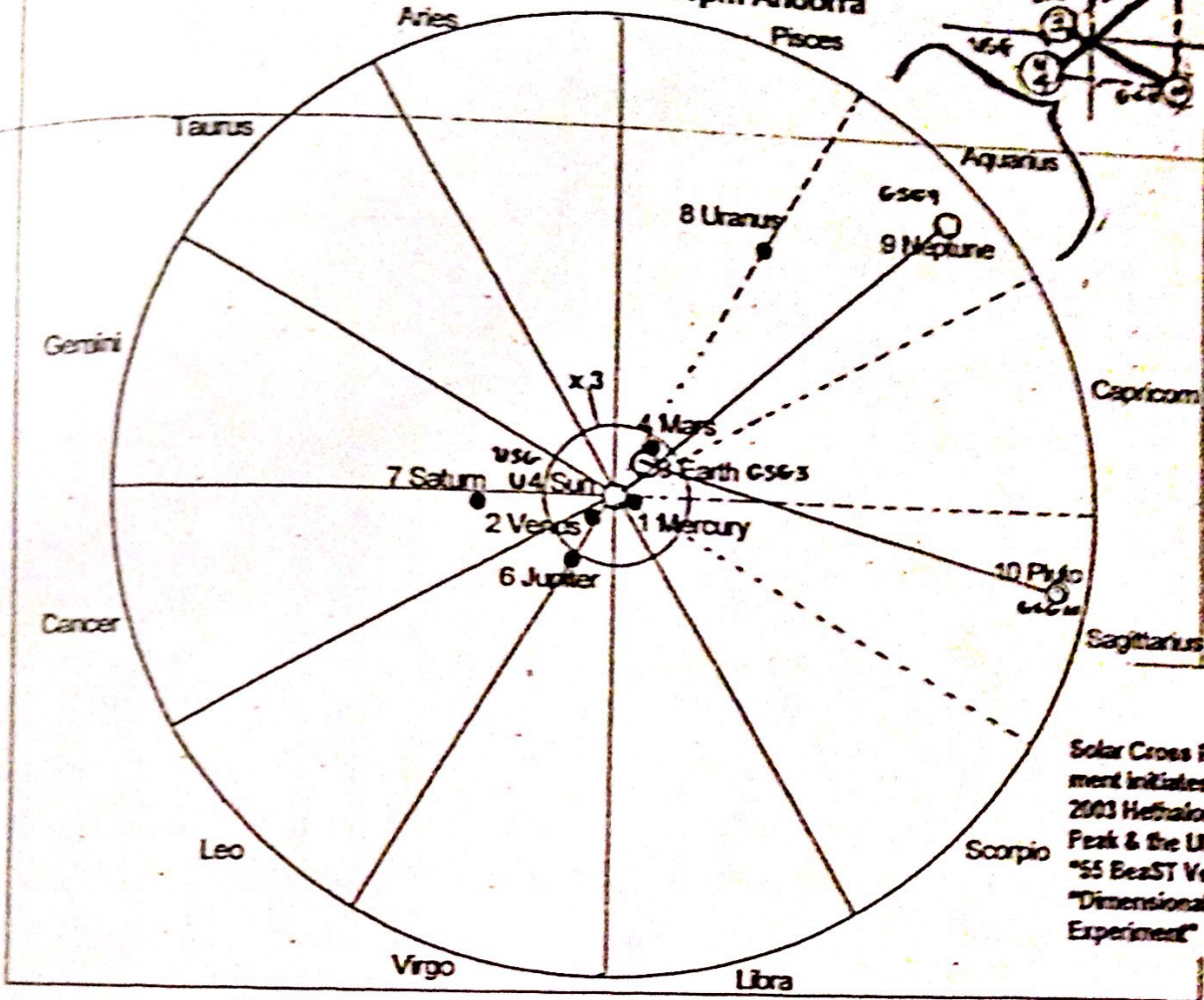


May 27-28, 2003. Electrical Solar Cross activation of Planetary Metabola Asynchronous 21CW Axis and 34-21 Frequency Fence 33

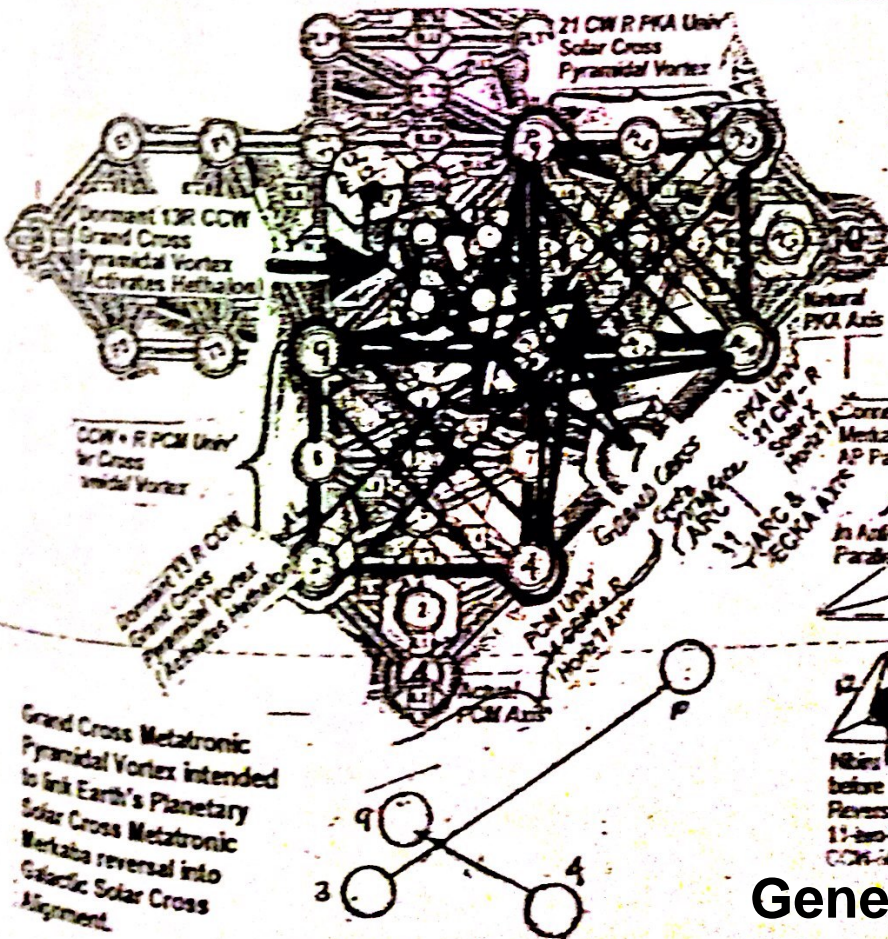
# Hethalon Magnetic Peak Solar Cross & Grand Cross Gate Alignments ( Actual Planetary Positions )

## Planetary Radial Alignments around Sun

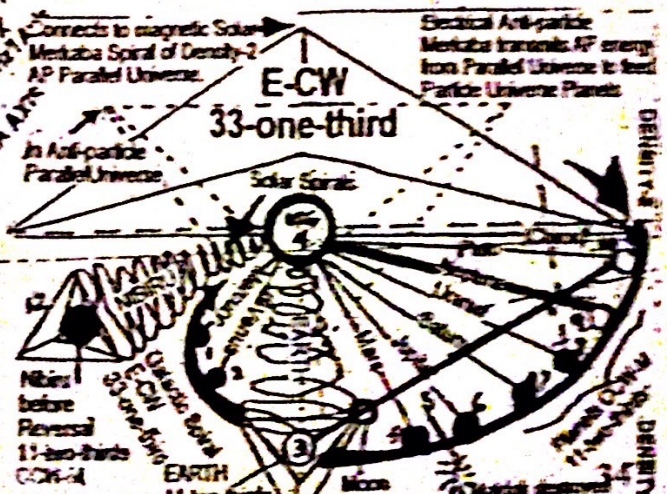
12 August 2003 11:11pm Andorra



Solar Cross Planetary alignment initiates the May 21, 2003 Hethalon Magnetic Peak & the UR intended "55 BeazT Vehicle" - "Dimensional Blend Experiment"

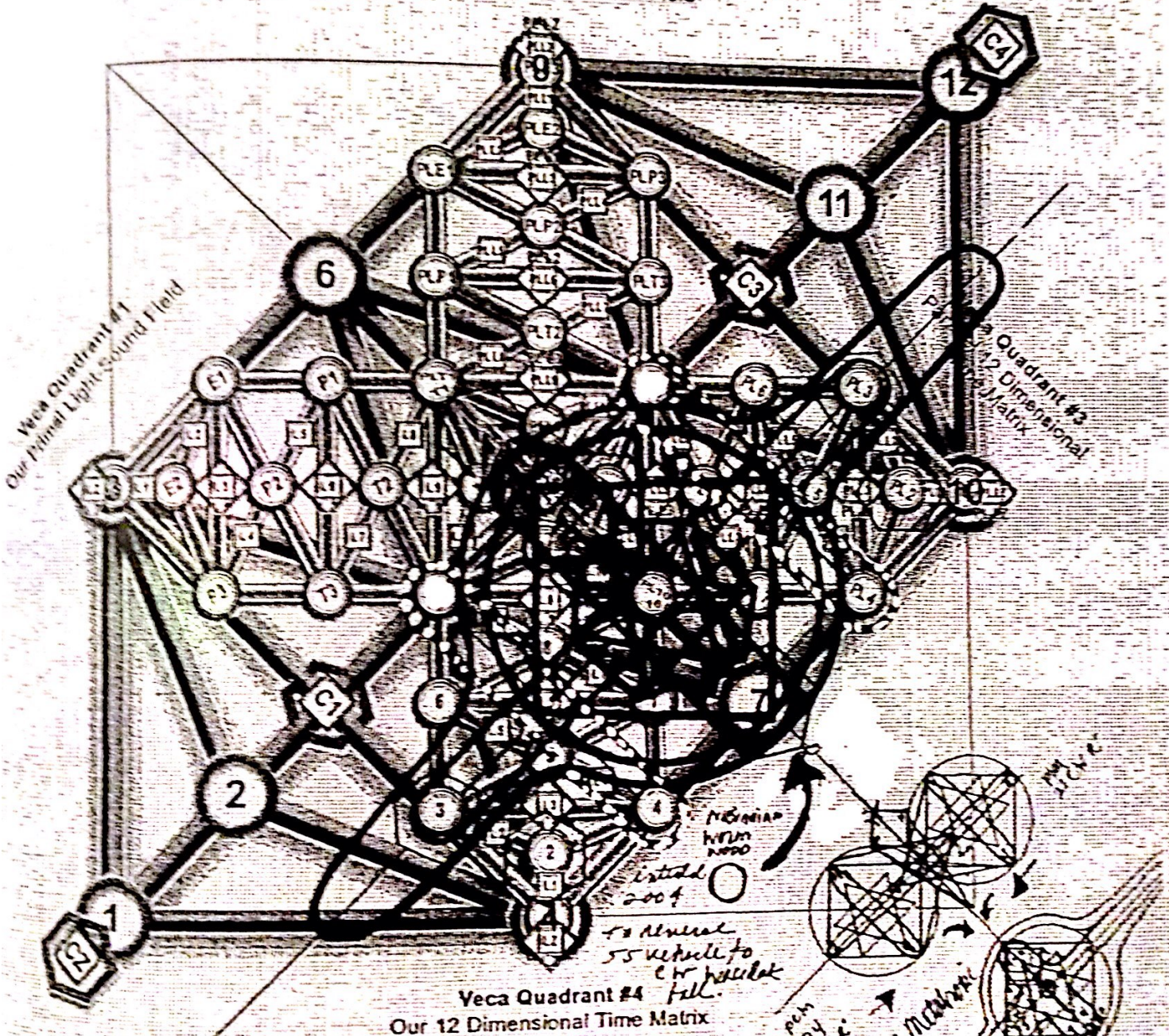


The Galactic Solar Cross Planetary Star Gate alignment in our Solar System allows for the Metatronic Grand Cross alignment Gate Interface between Earth's Solar Cross & Reversed Planetary Merkaba Field and the Solar-Galactic Merkaba Field, so Earth's Reversed Planetary Merkaba Field can be used via Solar-Galactic Solar Cross to reverse the Solar-Galactic Merkaba Field of the Sun and Solar System.






NE-esta stasis Period May 28 - Aug 12, 2003  
 UTR await August 12, 2003 Nethalon Magnetic Peak  
 Solar-Galactic "Solar Cross" Galactic Gate Alignment  
 to initiate "Grand Cross" Solar-Planetary alignment  
 for beginning "Dimensional Blend Experiment" on Nethalon.


Veca Quadrant #2  
 Parallel Primal Light-Sound Field



Veca Quadrant #4  
 Our 12 Dimensional Time Matrix

-  Dimensional Locks
-  Density Locks
-  Star Gates

Dimensional Blend  
 Experiment intended  
 to activate Solar-Galactic  
 "55-Metabolic Metabolic Vehicle"  
 Black Hole generator to create  
 "trip in space-time" Veca fabric  
 between PCM + PKA universes  
 to link PCM hiesadak + PKA hiesadak  
 Black Holes. If link successful UTR  
 normwood so it would reverse spin of "55" vehicle  
 massive hole in Vela



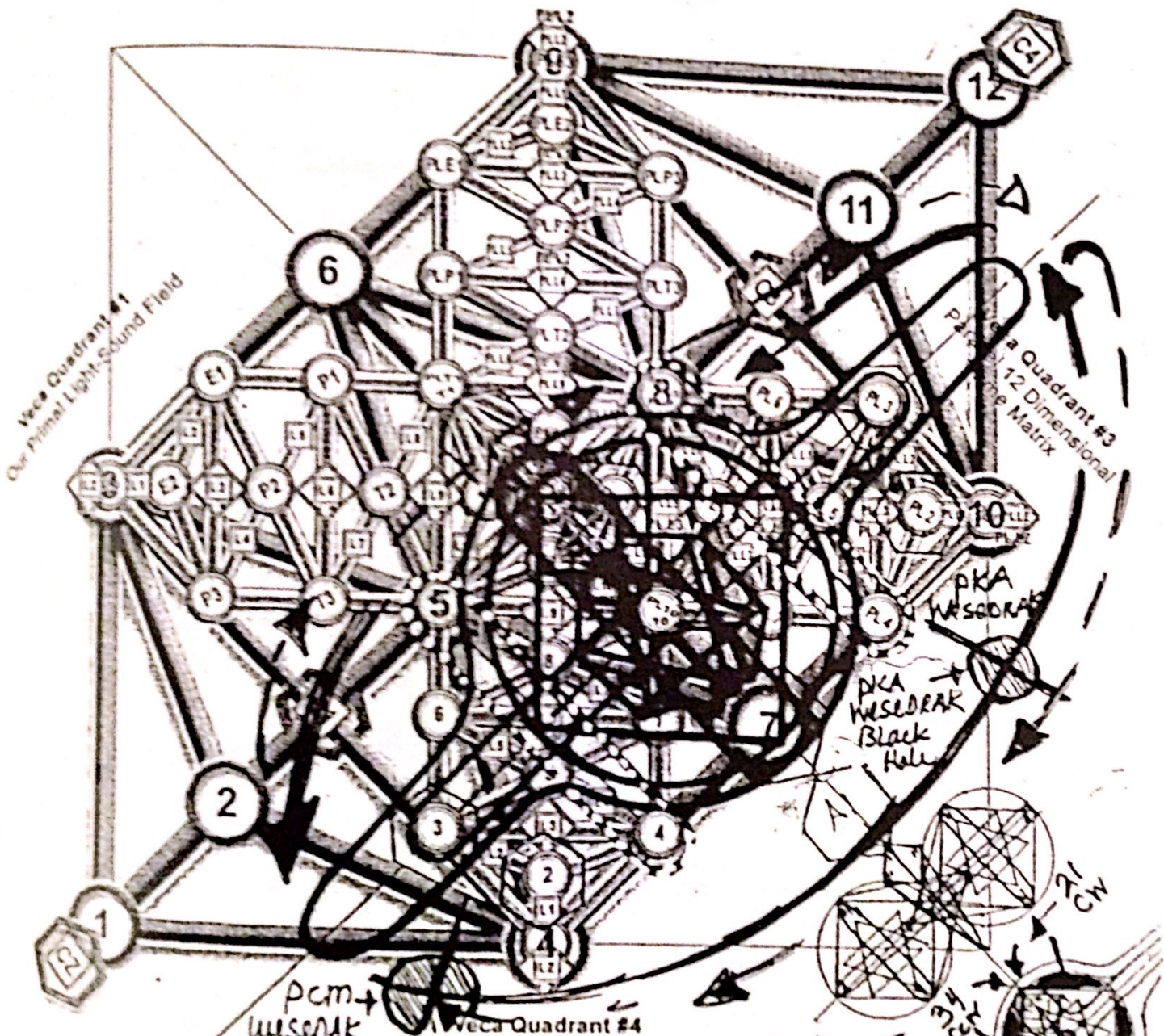
release "Best"  
 to CW, Neppung  
 Wad. 1.1.1.

intended to 24 35  
 Generated by CamScanner

UIRS "55 Beast Machine" and the  
 Extended Nethava August 12, 2003  
 Dimensional Blend Experiment

The Grand Cross Galactic External Anti-Christic  
 Metatronic Merkaba Vehicle for Black Hole Fall

Vega Quadrant #2  
 Parallel Primal Light-Sound Field



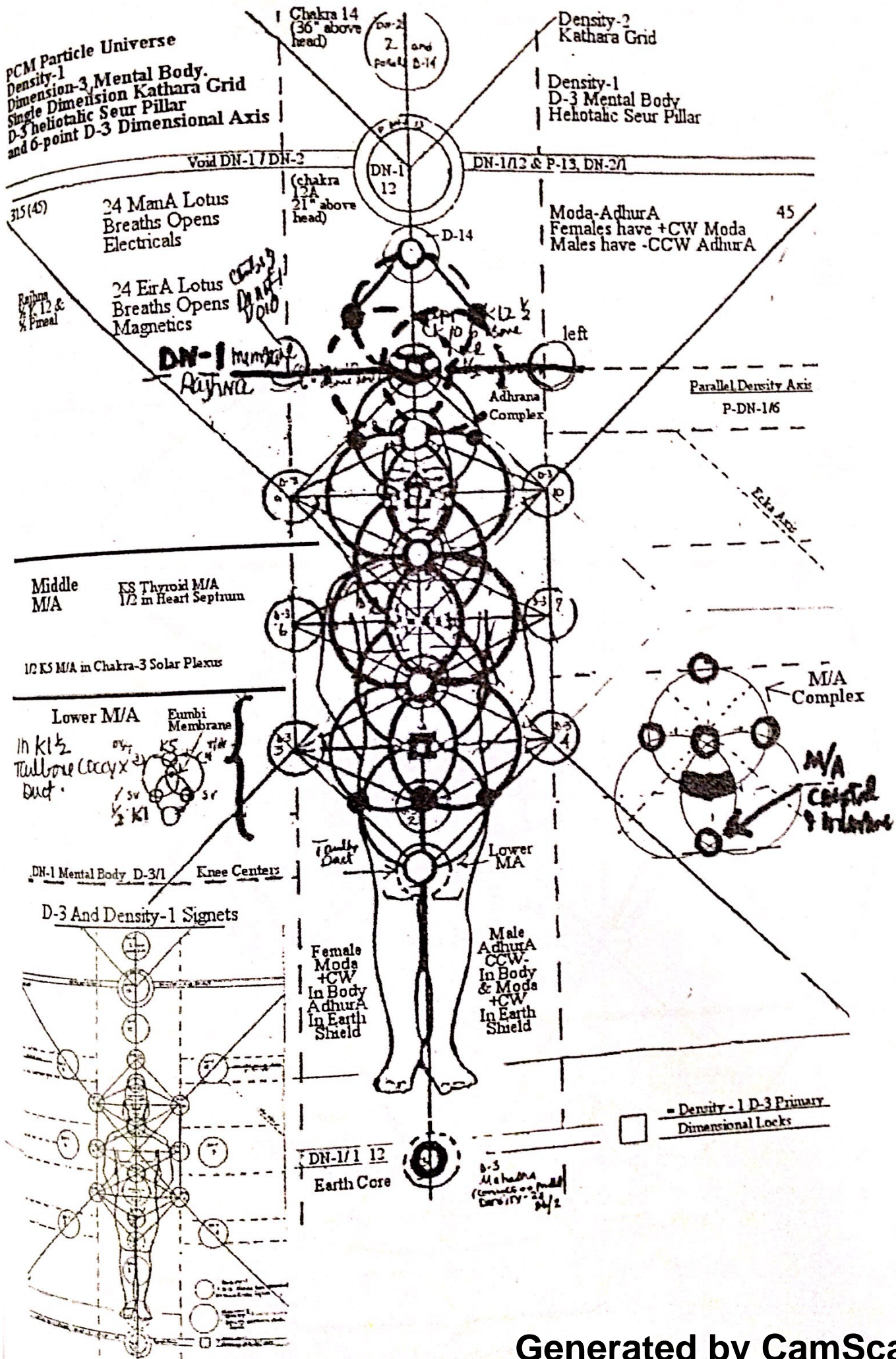
- Dimensional Locks
- ◇ Density Locks
- Star Gates

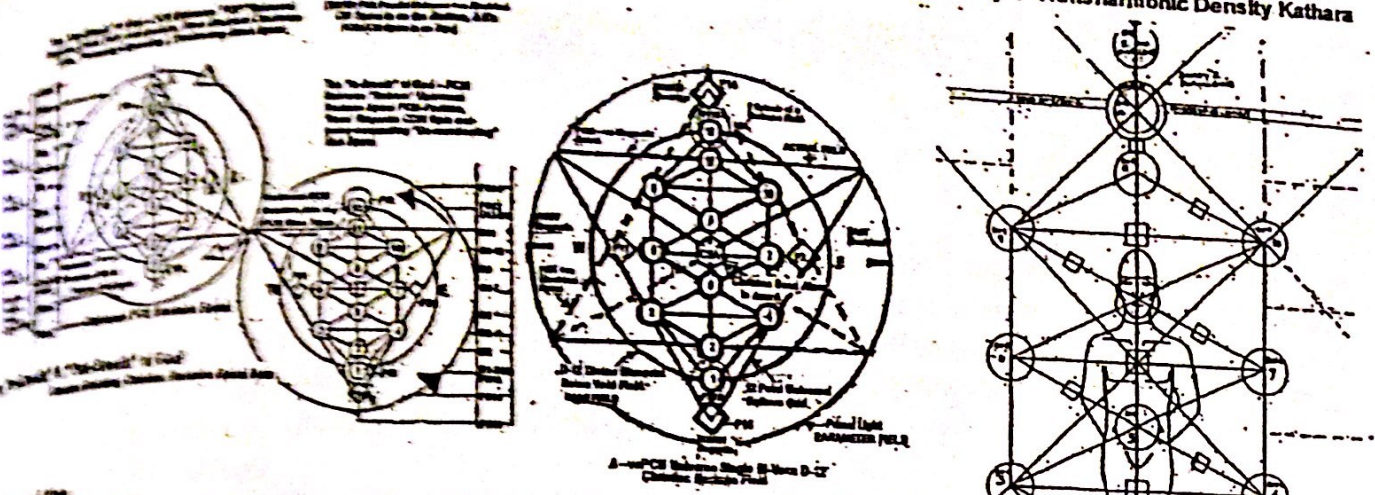
PCM WISEDRAK Blackhole  
 Vega Quadrant #4  
 Our 12 Dimensional Time Matrix

planetary  
 "34/31" Vortices  
 from Nethava May 2003  
 intended to merge to  
 form the 55 Beast

The Metatronic  
 "55 Beast Vehicle" external  
 Merkaba BlackHole generator &  
 "feeding machine" is intended to rip open  
 the Wisedrak BlackHole of PKA UV. into the  
 Wisedrak BlackHole of PCM UV, causing our entire  
 Vega to fall to Wisedrak BlackHole status.  
 This is the UIRS long-intended "Dimensional Blend  
 Experiment" of which the 1913 Philadelphia Experiment &  
 1983 Montauk Project were a part.

# Density-1 D-3 Mental Body Single Dimensional Kathara Grid - Moda Adhura Complex





Diagrams of the Kathara Grid and shield... force... specific... to form... Vortex Spirals

Density-1 Kathara Grid / 2  
 13" above head  
 (links to p-D-14)

VOID DNE-V DM-2  
 12" above head

Density-4  
 11" above head

Density-3  
 10" above head

Density-2  
 9" above head

Density-1  
 8" above head

Density-1  
 7" above head

Density-1  
 6" above head

Density-1  
 5" above head

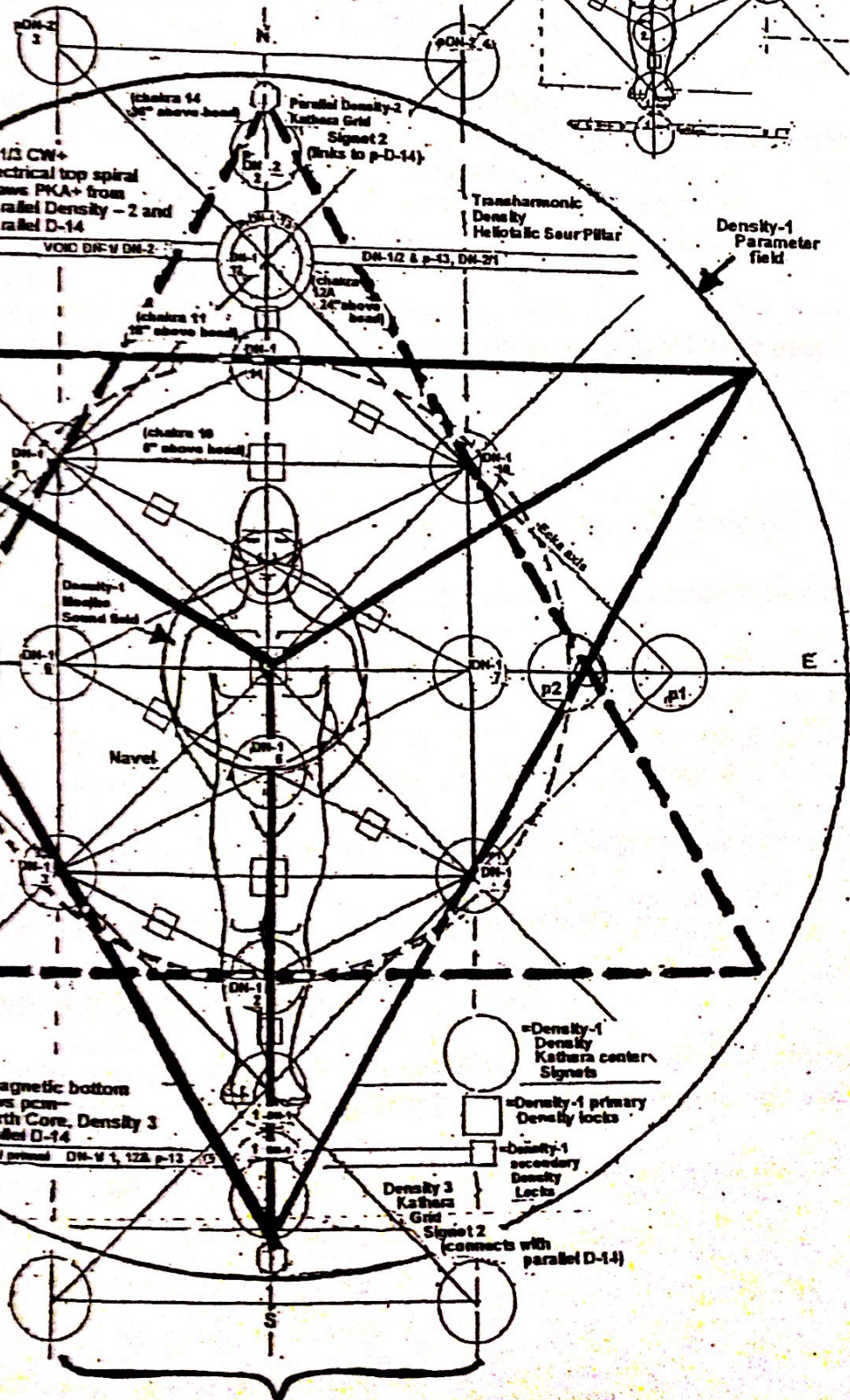
Density-1  
 4" above head

Density-1  
 3" above head

Density-1  
 2" above head

Density-1  
 1" above head

All Transharmonic Density Vertebrae... follow the rate direction &... of the D-12 Universal...  
 D-12 Universal Vertebrae field.



Density-1 Transharmonic Staff

Copyright Ashayana & Azurten Deane, Elms MC: © 2003. All Rights Reserved

# ACTIVATING THE 'LOTUS SEED'

## Technique 1: The "Lotus Bud" Breath

- 1 Complete Technique 8, Part A or B, before commencing the "Lotus Seed" Activation sequence.
- 2 Breathe easily for a few moments, while focussing your attention on a large ball of Heliotalic energy located way out in the Universe at the Ecka Level (Density 6), at an angle that corresponds to a line which comes in from the right side of your body, at an angle of 45 degrees, and down through your right shoulder. The ball of Heliotalic Energy looks like a swirling mass of silvery, pastel, rainbow coloured hues.
- 3 Forcefully INHALE, pulling the ball of silvery pastel rainbow frequency down the Heliotalic line, in through your right shoulder, and into the AzurA Point, just below the Thymus.
- 4 Hold this Inhale breath while imagining that the ball of Heliotalic frequency now stored in the AzurA separates out into 6 smaller balls of silvery pastel rainbow coloured energy.
- 5 Forcefully EXHALE the six balls of Heliotalic energy outwards, simultaneously, in six directions; one vertically up, one vertically down, and 4 outwards at 45 degrees to the vertical axis of your body, to a distance of about 1 inch from the surface of your body (the limit of your Etheric body "skin").
- 6 Hold the breath briefly while imagining, or feeling, the 6 balls of silvery pastel Heliotalic frequency stationed in your Etheric body ... and ...
- 7 INHALE forcefully, bringing the 6 balls of Heliotalic energy back into the AzurA.
- 8 REPEAT according to inner guidance, to build Heliotalic frequency in the AzurA and Etheric body field.

## Technique 2a: The First 6 ManA Breaths

- 1 From the final Inhale of the "Lotus Bud" breath, hold the silver pastel rainbow ball of Heliotalic frequency at the AzurA, momentarily ...
- 2 Breathe easy for a few moments, whilst once again imagining the large ball of pale silvery rainbow energy, separating out into 6 smaller balls of energy.
- 3 Prepare for a sequence of 6 rapid INHALE: EXHALE breaths. During each breath, visualise or imagine pushing the 6 balls of energy out, on each exhale, through each of the 6 Density Merkaba grids stationed at D4, D7, D10, D13 and the Ecka D1 and Ecka D4 Void. Push the energy balls in 6 directions, simultaneously, as before (1 vertically up, 1 vertically down, and 4 outwards at 45 degrees to the vertical axis of your body).
- 4 Breathe the 6 breaths. Note: in the earliest stages do this gently/ slowly, before adopting a more rapid and forceful breathing technique.
- 5 On the sixth and final INHALE, draw the 6 balls of energy back into the Azur-A ...

## Technique 2b: The Second Sequence of 6 ManA Breaths

- 1 From the final Inhale of the first 6 breaths, returning the ball of pale silvery rainbow energy to the Azur-A, EXHALE pushing the large ball of energy up from the Azur-A down to the E-Umbi Point just below the navel.
- 2 Repeat steps 2-5 above, drawing the 6 balls of pale silvery rainbow energy, on the six and final breath back into the E-Umbi ...



### Technique 2c: The Third Sequence of 6 ManA Breaths

- 1 From the final Inhale of the second 6 breaths, returning the ball of pale silvery rainbow energy to the E-Umbi EXHALE pushing the large ball of energy up from the E-Umbi to the Rajna Point at the Pineal.
- 2 Repeat steps 2-5 above, drawing the 6 balls of pale silvery rainbow energy, on the sixth and final breath, back into the Rajna Point at the centre of the Pineal.

### Technique 2d: The Fourth Sequence of ManA Breaths

- 1 From the final inhale of the third 6 breaths, returning the ball of pale silvery rainbow energy to the Rajna Point, EXHALE pushing the large ball of energy down to the Mahadra Point at the centre of Earth's Core.
- 2 Repeat steps 2-5 above, drawing the 6 balls of pale silver energy, on the sixth and final breath, back into the Mahadra Point at Earth's Core, "popping" the Bottom Spiral Universal Merkaba Seal 14.
- 3 Exhale gently, INHALE and forcefully EXHALE pushing the pale silvery rainbow ball of energy UP through the LE-Te U-A (at the Pineal) and on up to Chakra 14, 36" above the head, "popping" the Top Spiral Merkaba Seal 14.
- 4 Breath easy, spending a few minutes to feel the circulation of energy throughout the Lotus petals formation in the Density Fields around you ....

#### QUESTIONS:

- 1 After completion of each group of 6 breaths, the six axis grid is effectively shifted to the next centre (E-Umbi, Rajna, Mahadra) along with the large ball of heliotalics.
- 2 Each of the 6 Exhale breaths is used to push the 6 small balls, simultaneously, outward on each line of the 6 line axis (one ball per line). The balls are NOT pulled back to the beginning point after each breath but remain stationed at first Density 1, then Density 2, etc. until reaching Density 6 before being pulled back, simultaneously, to the beginning point.

# ACTIVATING THE 'LOTUS SEED' (EirA - Stage 2)

**Preparation:** Fast track Maharic/ Eckashic Shield Activation, Veda Code Induction, (see ENT/ 200 + MC on Product List), Flame Body Activation Sequence and Activating the Lotus Seed, ManA Stage 1, for one week prior.

## Technique 1: The "Lotus Bud" Breath

- 9 Complete "Lotus Seed - ManA" sequence, before commencing this, the EirA "Lotus Seed" Activation sequence.
- 10 Breathe easily for a few moments, while focussing your attention on a large ball of Heliotalic energy located beneath your feet, way out in the Universe beyond Chakra 15, at the Ecka Level (Density 8). The ball of Heliotalic Energy looks like a swirling mass of silvery, pastel, rainbow coloured hues. (After August 15<sup>th</sup>, 2003, the Heliotalic Ball lies on the Central Vertical Axis).
- 11 Forcefully INHALE, pulling the ball of silvery pastel rainbow frequency up the vertical Heliotalic line, into the AzurA Point, just below the Thymus.
- 12 Hold this Inhale breath while imagining that the ball of Heliotalic frequency now stored in the AzurA separates out into 6 smaller balls of silvery pastel rainbow coloured energy.
- 13 Forcefully EXHALE the six balls of Heliotalic energy outwards, simultaneously, in six directions; one vertically up, one vertically down, and 4 outwards at 45 degrees to the vertical axis of your body, to a distance of about 1 inch from the surface of your body (the limit of your Etheric body "skin").
- 14 Hold the breath briefly while imagining, or feeling, the 6 balls of silvery pastel Heliotalic frequency stationed in your Etheric body ... and ...
- 15 INHALE forcefully, bringing the 6 balls of Heliotalic energy back into the AzurA.
- 16 REPEAT according to inner guidance, to build Heliotalic frequency in the AzurA and Etheric body field.

## Technique 2a: The First 6 EirA Breaths

- 6 From the final Inhale of the "Lotus Bud" breath, hold the silver pastel rainbow ball of Heliotalic frequency at the AzurA, momentarily ...
- 7 Breathe easy for a few moments, whilst once again imagining the large ball of pale silvery rainbow energy, separating out into 6 smaller balls of energy.
- 8 Prepare for a sequence of 6 rapid INHALE: EXHALE breaths. During each breath, visualise or imagine pushing the 6 balls of energy out, on each exhale, through each of the 6 Density Merkaba grids stationed at D4, D7, D10, D13 and the Ecka D1 and Ecka D4 Void. Push the energy balls in 6 directions, simultaneously, as before (1 vertically up, 1 vertically down, and 4 outwards at 45 degrees to the vertical axis of your body from the AzurA as the centre point).
- 9 Breathe the 6 breaths. Note: in the earliest stages do this gently/ slowly, before adopting a more rapid and forceful breathing technique.
- 10 On the sixth and final INHALE, draw the 6 balls of energy back into the Azur-A ...

## Technique 2b: The Second Sequence of 6 EirA Breaths

- 3 From the final Inhale of the first 6 breaths, returning the ball of pale silvery rainbow energy to the Azur-A, EXHALE pushing the large ball of energy from the Azur-A up to the Rajhna Point at the Pineal.

41

- 4 Repeat steps 2-5 above, drawing the 6 balls of pale silvery rainbow energy, on the sixth and final

Not intended to Diagnose, Treat, or Cure Disease or illness, nor is it to be presented or construed, in any way, as a substitute for Professional Medical, Surgical or Psychiatric Care or Treatment.

breath, back into the Rajhna ...

### Technique 2c: The Third Sequence of 6 EirA Breaths

- 2 From the final Inhale of the second 6 breaths, returning the ball of pale silvery rainbow energy to the Rajhna and EXHALE pushing the large ball of energy down from the Rajna Point to the E-Umbi 1" below the Navel.
- 2 Repeat steps 2-5 above, drawing the 6 balls of pale silvery rainbow energy, on the sixth and final breath, back into the E-Umbi Point just below the Navel.

### Technique 2d: The Fourth Sequence of EirA Breaths

- 5 From the final inhale of the third 6 breaths, returning the ball of pale silvery rainbow energy to the E-Umbi Point, EXHALE pushing the large ball of energy up through the LE-TeU-A, and all the way up to Chakra 14, 36" above the head.
- 6 Repeat steps 2-5 above, drawing the 6 balls of pale silver energy, on the sixth and final breath, back into Chakra 14, "popping" the Top Spiral Universal Merkaba Seal 15.
- 7 Exhale gently, INHALE and forcefully EXHALE pushing the pale silvery rainbow ball of energy down through the LE-Te U-A, Kathara Centre Pineal, and on down to Chakra 13, at Earth Core, "popping" the Bottom Spiral Merkaba Seal 15.
- 8 Breath easy, spending a few minutes to feel the circulation of energy throughout the Lotus Petals formation in the Density Fields around you ....

# ACTIVATING THE 'LOTUS SEED' (ManU – Stage 3)

(and Preface to Activating the Universal Christiac Vision Seed – Phoenix 09/ 03)

**Preparation:** Fast track Maharic/ Eckashic Shield Activation, Veca Code Induction, (see ENT/ 2CD + MC on Product List), Flame Body Activation Sequence, Activating the Lotus Seed, ManA Stage 1, and Activating the Lotus Seed, EirA Stage 2, for one week prior.

## Technique 1: The "ManU Lotus Bud" Breath

- 17 Complete the "Lotus Seed" Activation sequence Stages 1 & 2 (ManA & EirA).
- 18 Breathe easily for a few moments, while focussing your attention on 2 large balls of Heliotalic energy located way out in the Universe at the Ecka Level (Density 6); one beyond Chakra 14 36" above your head, the second beyond Chakra 13 at Earth Core. The balls of Heliotalic Energy looks like a swirling mass of silvery, pastel, rainbow coloured hues. (After August 15<sup>th</sup>, 2003, these Heliotalic Balls lie on the Axis of Central Vertical Current).
- 19 Forcefully INHALE, pulling the balls of silvery pastel rainbow frequency down from above, and up from below, on the vertical Heliotalic line, into the AzurA Point, just below the Thymus, to form one large Sphere about 12" in diameter.
- 20 Hold this Inhale breath while imagining that the ball of Heliotalic frequency now stored in the AzurA separates out into 6 smaller spheres of silvery pastel rainbow coloured energy, each the size of a grapefruit.
- 21 Forcefully EXHALE the six Spheres of Heliotalic energy outwards, simultaneously, in six directions; one vertically up, one vertically down, and 4 outwards at 45 degrees to the vertical axis of your body, from the AzurA centre point, to a distance of about 1 inch from the surface of your body (the limit of your Etheric body "skin").
- 22 Hold the breath briefly while imagining, or feeling, the 6 balls of silvery pastel Heliotalic frequency stationed in your Etheric body ... and ...
- 23 INHALE forcefully, bringing the 6 balls of Heliotalic energy back into the AzurA.
- 24 REPEAT according to inner guidance, to build one large Sphere of Heliotalic frequency in the Etheric body field.
- 25 When ready, take one, long, gentle Inhale from the Etheric Body Sphere into the AzurA, and relax.

## Technique 2a: The First 12 ManU Breaths

(6, 6-pointed Breaths x 2 Centres = 12 ManU breaths)

- 1 Bring your attention to the Heliotalic balls stationed above and below you, beyond Chakras 14 and 13, and Inhale forcefully from both directions ... forming a large Heliotalic Sphere about 12" diameter within the AzurA. Hold the breath for as long as you comfortably can ... and Exhale gently into the AzurA, as a Sphere of Heliotalic frequency, about 12" diameter forms within the AzurA.
- 2 Breathe easy, whilst the 12" diameter Sphere separates into 2 clusters of 6 grapefruit sized Spheres, one vertically above the other, within and around the AzurA.
- 3 Inhale forcefully and exhale, simultaneously pushing the upper Sphere down to the E-Umbi, and the lower Sphere up to the Rajhna at the Pineal.
- 4 In your own time, perform 6, 6-pointed breaths, pushing the 12 Spheres outward through the 6 Density levels – 6 spheres from the E-Umbi and 6 from the Rajhna. On the final Inhale draw the 12 Spheres back – 6 into the E-Umbi and 6 into the Rajhna respectively.  
Note that throughout this ManU sequence, pushing the spheres through the 6 Density Levels once counts as one ManU breath through each breathing centre.

**Technique 2b: The Second 12 ManU Breaths**  
(6, 6-pointed Breaths x 2 Centres = 12 ManU breaths)

- 1 Inhale and exhale, simultaneously pushing the Sphere at the E-Umbi up to the LE-TeU-A, and the Sphere at the Rajhna down to the Tailbone.
- 2 Repeat 4 above, from the LE-TeU-A and Tailbone respectively... on the final Inhale draw the 12 Spheres back, 6 into the LE-TeU-A and 6 into the Tailbone.

**Technique 2c: The Third 12 ManU Breaths**  
(6, 6-pointed Breaths x 2 Centres = 12 breaths)

- 1 Inhale and exhale, simultaneously pushing the Sphere at the LE-TeU-A down to the Mahadra Point at Earth Core, and the Sphere at the Tailbone up to Chakra 14 36" above the head.
- 2 Repeat 4 above, from the Mahadra Point at Earth Core, and Chakra 14, 36" above your head... on the final Inhale draw the 12 Spheres back, 6 into the the Mahadra and 6 into Chakra 14.

**Technique 2d: The Fourth Sequence of 12 ManU Breaths**  
(4, 6-pointed breaths x 3 centres = 12 ManU breaths)

- 1 Forcefully Inhale and exhale, simultaneously pushing the Spheres located at the Mahadra in Earth Core, and Chakra 14, up to the AzurA.
- 2 Breathe long, slow and deeply ... and on the Exhale push a replica of the Heliotalic Sphere at the AzurA up into the Rajhna and down into the E-Umbi point simultaneously (leaving the original Heliotalic Sphere at the AzurA).
- 3 Perform a combination of 4 – 6 Point breaths (i.e. pushing the spheres through the 6 Density levels a total of 4 times to complete the 48 ManU breaths) working with 6 large grapefruit sized Spheres, breathing them simultaneously, from the AzurA, the Rajhna and E-Umbi (Moda AdhurA Centres) ... on the final Inhale, draw a deep, long breath pulling the 18 spheres back- 6 into the AzurA, 6 into the Rajhna and 6 into the E-Umbi, and hold the breath for as long as you comfortably can ... and Exhale forcefully, pushing the 3 Spheres out from each of the AzurA, Rajhna and E-Umbi to form one ever expanding Heliotalic Sphere in all directions out beyond Chakra 14, out beyond Earth Core.
- 4 Take one final breath into the AzurA, long, slow and deep and Exhale forcefully vertically up and down, simultaneously, pushing the breath out, out, out beyond Chakra 14, 36" above your head, and way beyond Chakra 13 at Earth Core, and on beyond Chakra 15, charging the huge Heliotalic Sphere .. and relax. Remain still for a few minutes, feeling the Heliotalic frequencies running through your fields.

Copyright Ashayana & Azurtan Deane, Eckrs MC©2003; ALL RIGHTS RESERVED

# Activating the Universal Christiac Vision Seed

## [Opening & Activating the 24 Blood Crystals / SG Seeds: 12PCM+12PKA]

**Preparation:** Fast track Maharic/ Eckashic Shield Activation, Veca Code Induction, (see ENT/ 2CD + MC on Product List), Flame Body Activation Sequence, Activating the Lotus Seed, ManA Stage 1 + EirA Stage 2, and ManU Stage 3, performed at least one time, prior.

1. Begin with one or more round(s) of the Psonn of Lyra
2. **Field charge using the Lotus Bud technique.**  
Breathe easily for a few moments, while focussing your attention on 2 large balls of Heliotalic energy located way out in the Universe at the Ecka Level (Density 6); one beyond Chakra 14, 36" above your head, the second beyond Chakra 13 at Earth Core. The balls of Heliotalic Energy look like a swirling mass of silvery, pastel, rainbow coloured hues. Forcefully INHALE, pulling the balls of silvery pastel rainbow frequency down from above, and up from below, on the vertical Heliotalic line, into the AzurA Point, just below the Thymus, to form one large Sphere about 12" in diameter.
3. Hold this Inhale breath while imagining that the ball of Heliotalic frequency now stored in the AzurA separates out into 6 smaller spheres of silvery pastel rainbow coloured energy, each the size of a grapefruit.
4. Forcefully EXHALE the six Spheres of Heliotalic energy outwards, simultaneously, in six directions; one vertically up, one vertically down, and 4 outwards at 45 degrees to the vertical axis of your body, to a distance of about 1 inch from the surface of your body (the limit of your Etheric body "skin").
5. Hold the breath briefly while imagining, or feeling, the 6 balls of silvery pastel Heliotalic frequency stationed in your Etheric body ... and ...
6. INHALE forcefully, bringing the 6 balls of Heliotalic energy back into the AzurA.
7. REPEAT according to inner guidance, to build one large Sphere of Heliotalic frequency in the Etheric body field.
8. When ready, take one, long, gentle Inhale from the Etheric Body Sphere into the AzurA, and relax.
9. **Focus direct visual attention on Mahadra-Adhrana (Master Key Code of the Universal Arc of the Covenant) and hold focus whilst repeating 6 rounds of the "Magic Words of Creation".**
10. Breathe easily for a few moments, and remain focussed on the Mahadra-Adhrana (M-A). Now gently transfer this focus onto 2 large balls of Heliotalic energy located way out in the Universe at the Ecka Level (Density 6); one beyond Chakra 14 36" above your head, the second beyond Chakra 13 at Earth Core. The balls of Heliotalic Energy are Mahadra-Adhrana (M-A) Spheres surrounded by a swirling mass of silvery, pastel, rainbow coloured hues.
11. Forcefully INHALE, pulling the M-A Spheres, enveloped in silvery pastel rainbow frequency down from above, and up from below, on the vertical Heliotalic line, into the Heart Centre at Chakra 4, to form one large Sphere about 12" in diameter.
12. Now, move your attention to the Mahadra Point at the centre of Earth Core. Take a few moments to create a sense, a visual image or set intention of, a Golden-Silver object shaped like a large chalice-cup, surrounded by 24 tall crystals ...
13. Bring your attention back to the M-A Sphere at the Heart Centre; on the next breaths you will set the spin of first the inner, male, ring, then outer female ring of the M-A, followed by a final charging breath boosting the spin speed of both rings.

- 14 Inhale Heliotatic frequency from above and below simultaneously, long, slow and deep, hold the breath, build charge and on the Exhale forcefully breathe into the inner, male ring of the M-A, pushing the inner ring CW... breathe easy.
- 15 Repeat, drawing frequency once more from above and below, long deep and slow, hold to build charge, and exhale forcefully into the outer, female ring, pushing the outer ring in a CCW direction around the inner CW spinning ring. Breathe easy...
- 16 Repeat once more, inhale long, deep and slow. Hold, hold, hold, and with a forceful exhale push a laser like beam of frequency into the very centre of the M-A causing the inner and outer rings to spin faster and faster, while the M-A glows brighter and brighter. Breathe easy ...
- 17 Maintain visual or imagined contact with the spinning-glowing M-A at the Heart centre ... and formulate your intention to anchor and activate the Universal Christiac Vision Seed through the opening of the 24 Blood Crystal Seeds, within yourself, the Indigo Shield, Planetary, Galactic and Universal grids. Take a few moments to build a clear, loving and firm intention ....
- 18 Now take these thoughts and place them in a miniature replica of the golden-silver chalice, surrounded by 24 crystals, which you had earlier visualised at Earth Core. Inhale Helios from above and below, build charge, and Forcefully EXHALE into the thought intention within the miniature chalice at the Heart Centre. Inhale once more, and push the miniature chalice, 24 crystals and your thought intention into the centre of the spinning M-A Sphere... and breathe easy as you watch the miniature chalice accrete the frequencies of the M-A, expanding and merging with the spinning M-A Sphere.
- 19 Inhale slow and deep, directly into the spinning M-A Sphere, hold, and with a long, slow, forceful exhale push the spinning M-A Sphere down and into the golden silver chalice at Earth Core – as the M-A Sphere floats directly downward below your feet notice that the Chalice and surrounding crystals glow silver pastel rainbow, and then flares out as the M-A Sphere enters the Chalice at the Mahadra Point within Earth Core....
- 20 Inhale, long slow and deep, drawing the activated M-A Sphere up into the AzurA; exhale slowly and gently into the Heart centre.
- 21 The next breaths will be used to move 2 replicas of the spinning M-A Sphere into the *Moda-Adhura Membranes* above and below the *AzurA Moda-Adhura Membrane* – one at the Pineal, one at the E-Umbi. So, inhale Heliotatics, long slow and deep from above and below into the spinning M-A at the Heart Centre and forcefully exhale pushing 2 replica, spinning M-A spheres into the Rajhna at the Pineal and the other into the E-Umbi 1" below the Navel. Breathe easy and notice, or intend that you now have 3 M-A Spheres spinning and glowing Golden-silver pastel rainbow colours at each of the 3 physical body positions.
- 22 Next we will do the Initiation breaths, 4 sets of 6-point Heliotatic breaths from each of the 3 *Moda-Adhura Membrane* areas simultaneously. So, breath easy for a moment and relax, making as sure as you can that you see, feel or intend the 6-point breathing axis is comfortably set in each of the 3 centres ... the 3 spinning golden-silver pastel rainbow M-A Spheres are beginning to separate out into 6 grapefruit sized spheres around each of the 3 *Moda-Adhura* areas.
- 23 Ready for 6 point breathing from the 3 centres. 4 rounds of 6 breaths with a pause between each set of six. On final Inhale of final set, draw all grapefruit sized spheres back into one spinning sphere at each of the 3 *Moda-Adhura Membranes*.
- 24 Inhale long slow and deep from above and below, drawing the 3 M-A Spheres together to form one large spinning M-A Sphere at the Heart Centre ... Hold, hold, hold and with a Forceful Exhale push the M-A Sphere down the central vertical current and into the Golden-Silver Chalice and 24 Crystals ... the Chalice and M-A flares with silver pastel rainbow frequencies, merging together ... and Inhale quickly pulling the merged Chalice and M-A Sphere all the way up to Chakra 14, 36" above your head, and Exhale the M-A Sphere rapidly into Chakra 14. Inhale immediately, and forcefully Exhale pushing the M-A Sphere back

down and into Earth Core. Pause briefly, and with a long, slow, deep Inhale draw the spinning M-A Sphere up from Earth Core and into the AzurA. Breathe easy ...

28 From the AzurA, use a final set of 4, 6-Point breaths, in your own time. Each set of 4 breaths progressively transmitting the intention to Activate the Universal Christiac Vision Seed throughout the Densities, by expanding the signature of the Activated golden-silver, pastel rainbow, spinning M-A ...in the form of crystal spirals radiating out on each axis and on every Density level of each breath.

28 Relax, and breathe easy. Repeat the 'ADD-don-Drea' Blood Crystal-Star Gate Seeds Activation Key 24 times – once for each Crystal Seed:

Practice first to find a melody and feel the frequency charge, as best you can.

A'ah – ha – RA' – Sha ..... Et – TU – dun

a – Zur – A ..... ah – oo – ah' Khum – TUN

28 State: "Ashalum Ta Eckasha Duh", followed by 3 x "Thah – A – Jha – Inta – DÖ – A "

28 Close with several rounds of: "Um – Shaddai – UR – A – Ah – Khum Tun"

After completing "Activating the Universal Christiac Vision Seed",

See or Imagine the following code as if it is behind your head. It would be best to lie flat with the code under your head.

Placing it so that the 12 tilt position is pointing out from the right side of the head.

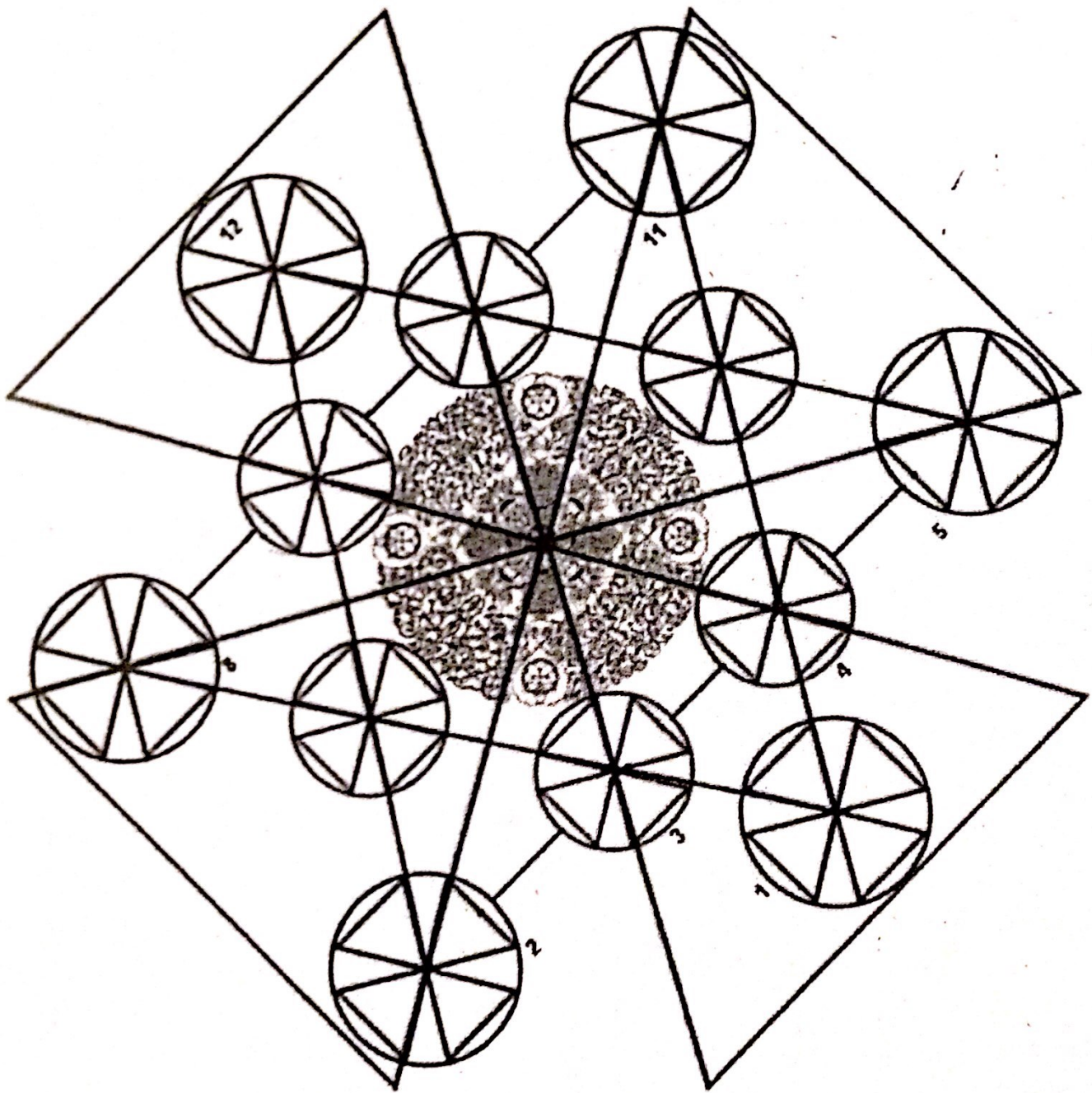
Inhale the Zodiacal Alignment Code 1, into the Pineal Gland, pulling in from the back of the head.

Exhale the code down to Earth's core and then Inhale all the way up to the 14<sup>th</sup> Chakra – 36" above your head and expand on the Exhale all the way out through the 6<sup>th</sup> Density Levels.

The induction needs to be done only once and within 48 hours of doing the technique "Activating the Universal Christiac Vision Seed".



# Zodiacal Alignment Code 1



© 2003 Ashayana & Azurtanya Deane

\*Not intended to Diagnose, Treat, or Cure Disease or Illness, nor is it to be presented or construed, in any way, as a substitute for Professional Medical, Surgical or Psychiatric Care or Treatment.

Copyright © 2003 Ashayana & Azurtanya Deane, Ekrs MC