

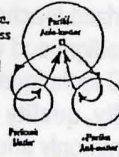
KATHARA - 1 UNIFIED FIELD STRUCTURE

The Holographic Template

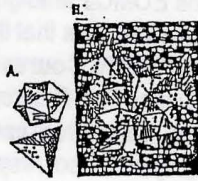
PRIMAL SUBSTANCE

Units of Consciousness, Morphogenetic Fields and Scalar Grids

1. Partiki, Partika and Particum:
Smallest units of energy-substance. Electro-tonal units of consciousness that are the building blocks of morphogenetic fields, matter and individualized consciousness. Operate as minute, perpetual motion fission/fusion generators.



2. Partiki Grids: The fabric of morphogenetic field structure. Partiki units group to form interwoven Strands, then Grids of electro-tonal substance, out of which morphogenetic fields are fashioned. Out of a Unified Field of Partiki units, Partiki Grids form to create the frequency bands that make up dimensional fields and then to form individualized morphogenetic fields.



The Morphogenetic Field is made of interwoven Partiki Grids. The electro-tonal units of consciousness out of which Partiki Grids form create standing wave patterns - scalar wave grids, which hold the form of consciousness within dimensionalized manifestation. Morphogenetic Fields are thus Scalar Grids, that form in specific ordered interrelationship. Partiki Grids form upon the core geometrical-mathematical structure of the Kathara Grid, and so the Kathara Grid represents the core Scalar Field upon which form manifests.

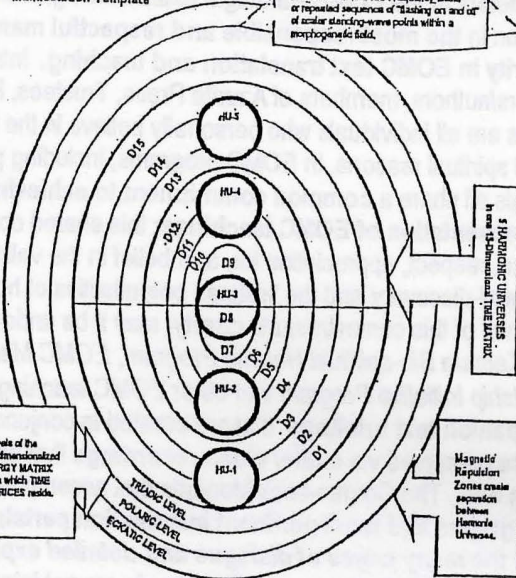
Morphogenetic Fields govern the form of matter manifestation and the evolution of biology and consciousness. Morphogenetic Field mechanics thus hold the key to mystery of physical reality and Bio-Spiritual Evolution.

PRIMAL SUBSTANCE

One 15-Dimensional Time-Matrix with 5 Harmonic Universes

PRIMAL ORDER of the Dimensionalized Universal Manifestation Template

A Dimension is a full Frequency Band or repeated sequences of "standing or set" of scalar standing-wave points within a morphogenetic field.

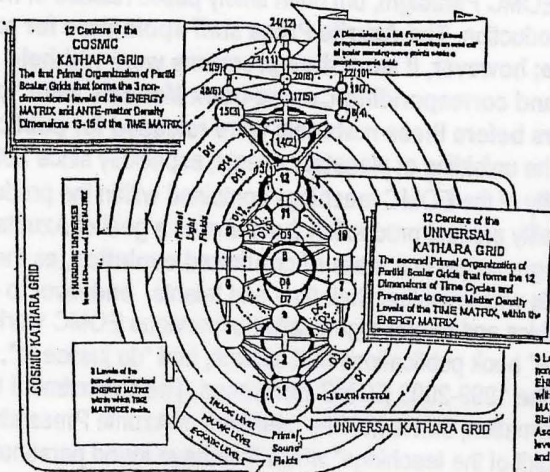


PRIMAL ORDER

The 2 Interwoven Kathara Grids of Primal Order within the Universal Time Matrix and Cosmic Energy Matrix of the PRIMAL MANIFESTATION TEMPLATE

5 Hova Bodies and Levels of Identity in the 15-Dimensional Time Matrix

The 5 Hova Bodies of personal anatomy hold Quality of Consciousness through which multiple singular incarnate identities alternately manifest in the Time Matrix.

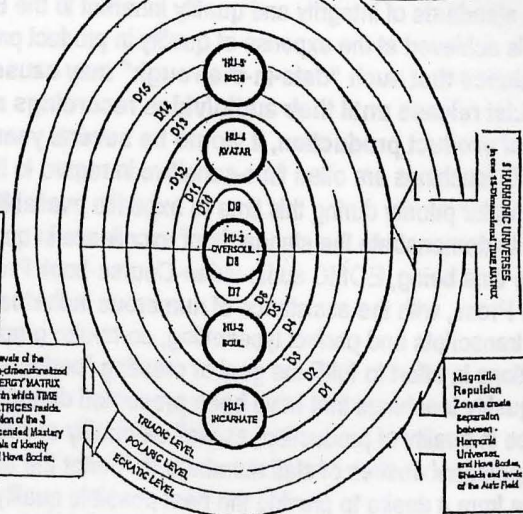


PRIMAL & DENSITY UNIVERSAL & COSMIC KATHARA

5 HARMONICS OF MATTER DENSITY IN THE TIME MATRIX
 1. Cores-matter D1-D3
 2. Semi-sphere D4-D6
 3. Ellipse D7-D9
 4. Pre-matter D10-D12
 5. Arks-matter D13-D15

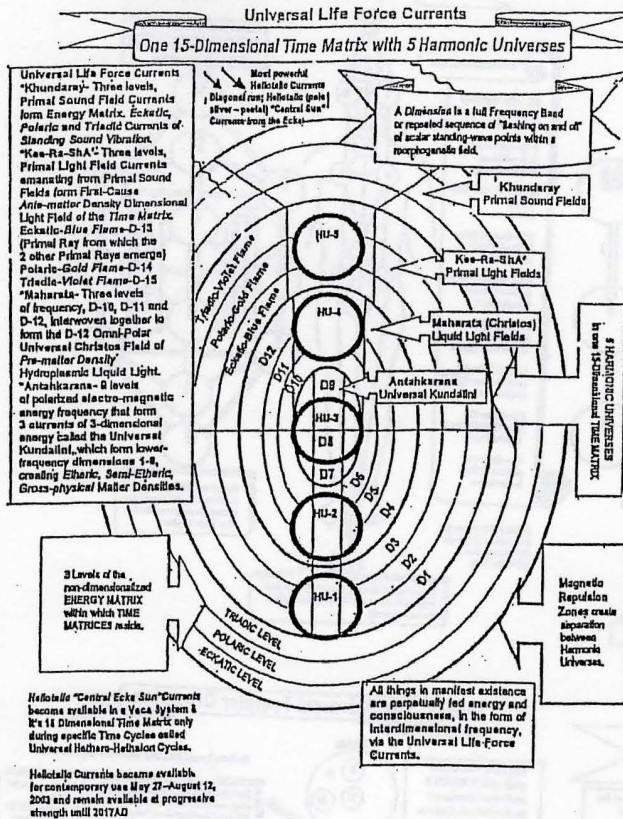


PERSONAL 15-DIMENSIONAL IDENTITY LEVELS & HOVA BODIES



KATHARA - 1 PRIMAL CURRENTS

PRIMARY COLOR (WAVELENGTH) SCALE FOR DIRECTING INTERDIMENSIONAL FREQUENCY



- DIMENSION
- D-1 RED
- D-2 ORANGE
- D-3 YELLOW
- D-4 GREEN
- D-5 BLUE
- D-6 INDIGO
- D-7 VIOLET
- D-8 GOLD
- D-9 SILVER
- D-10 BLUE-BLACK
- D-11 SILVER-BLACK
- D-12 WHITE
- D-13 TURQUOISE
- D-14 PALE YELLOW
- D-15 MAGENTA (RED-VIOLET/BURGENDY)

COMBINED TRIADIC CURRENTS Used in Kathara Healing

TELLURIC

- PHASE-1: PALE SILVER (D11&12) + RED (D-1) + GREEN (D-4)
- PHASE-2: PALE SILVER + ORANGE-GOLD (D-2) + BLUE (D-5)
- PHASE-3: PALE SILVER + YELLOW (D-3) + INDIGO (D-6)

DORADIC

- PHASE-1: PALE SILVER + GREEN (D-4) + VIOLET (D-7)
- PHASE-2: PALE SILVER + BLUE (D-5) + GOLD (D-8)
- PHASE-3: PALE SILVER + INDIGO (D-6) + SILVER (D-9)

TEURIC

- PHASE-1: PALE SILVER + VIOLET (D-7) + BLUE-BLACK (D-10)
- PHASE-2: PALE SILVER + GOLD (D-8) + SILVER-BLACK (D-11)
- PHASE-3: PALE SILVER + SILVER (D-9) + WHITE (D-12)

MAHARIC

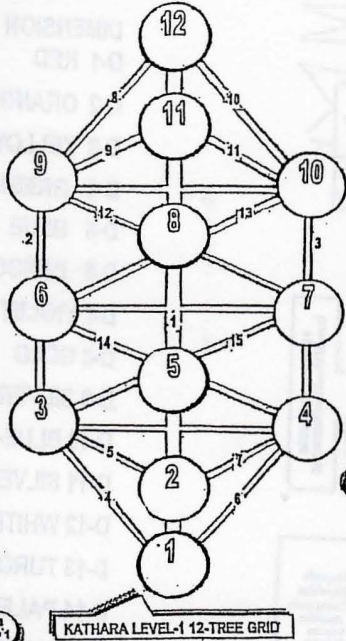
- (Requires full 12-Strand DNA Template activation & accelerated DNA Template coding)
- PHASE-1: PALE SILVER + BLUE-BLACK (D-10) + PALE TURQUOISE (D-13)
 - PHASE-2: PALE SILVER + SILVER-BLACK (D-11) + PALE YELLOW (D-14)
 - PHASE-3: PALE SILVER + WHITE (D-12) + PALE MAGENTA (D-15)

KATHARA - 1 CORE DENSITY TEMPLATE, PBIS & DENSITY SHIELDS

Structure of the Kathara Level-1 12-Tree Grid, Core Scalar Template

12 PRIMARY KATHARA CENTERS:
Kathara Centers are condensed Scalar Wave points that hold the core electro-sonic geometrical-mathematical programs for dimensionalized structures. There are 12 Kathara Centers, each holding the program for one Dimension. The program for Part III Planning and Vibration Oscillation for each Dimensional Frequency field is set in the corresponding Kathara Center. The Kathara Centers are the template for each Dimension, to ground consciousness within the Holographic experience of transdimensional.

15 PRIMARY KATHARA LINES:
Kathara Lines are the primary sequences of Part III Planning that transmit the electro-sonic programs held within the Kathara Centers from one Dimension to another, to keep the coordinated flow of consciousness circulating throughout the 15-Dimensional levels of the Morphogenetic Field. When functioning properly, the Kathara Lines connect each Hierarchic and Dimensional of consciousness to the other and govern the synchronization of cycles of flow within the Dimensional Fields and within the morphogenetic field. DNA and body rhythms of dimensionalized forms. The 3 Vertical Kathara Lines control the operation of the other 12 Kathara Lines. The Central Vertical Kathara Line is the central locus for Part III Planning rhythm throughout the Kathara Line System.



KATHARA LEVEL-1 12-TREE GRID

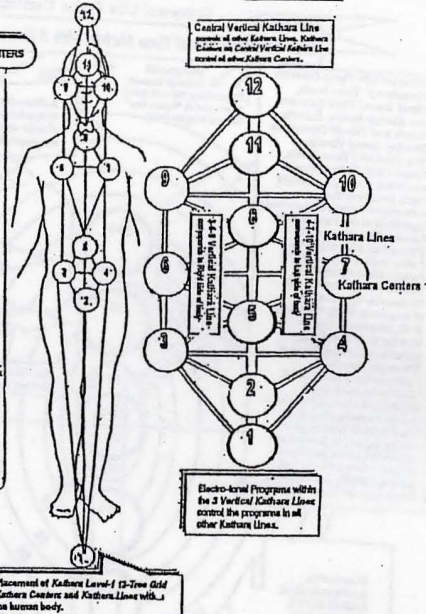
Level-1 Kathara 12-Tree Grid

of the INTERNAL TEMPLAR

KATHARA CENTERS

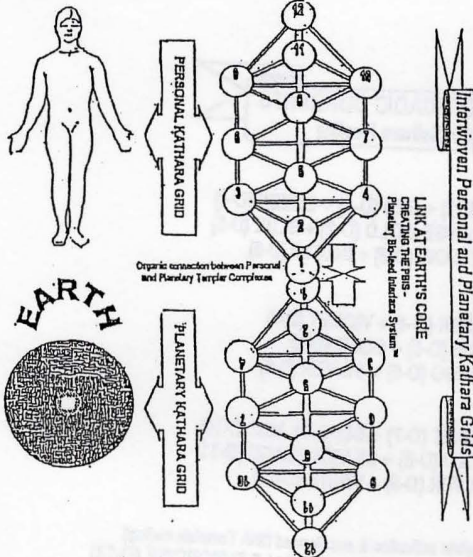
- #1 - The Crown chakra in the brain
- #2 - The Eye chakra in the forehead
- #3 - The Solar Plexus chakra in the upper chest
- #4 - The Heart chakra in the center of the chest
- #5 - The Sacral chakra in the lower back
- #6 - The Root chakra in the base of the spine
- #7 - The Crown chakra in the brain
- #8 - The Eye chakra in the forehead
- #9 - The Solar Plexus chakra in the upper chest
- #10 - The Heart chakra in the center of the chest
- #11 - The Sacral chakra in the lower back
- #12 - The Root chakra in the base of the spine

NOTE: Fields where the Dimensional-3 Kathara Centers manifest within the body

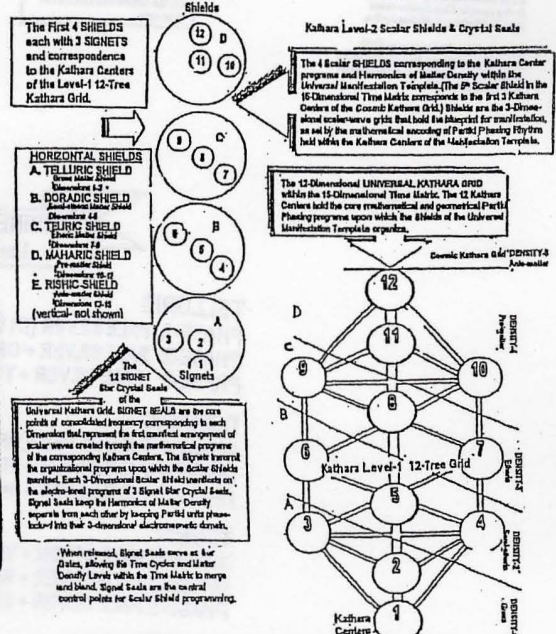


The Planetary Bio-Feed Interface System

As the morphogenetic fields of species are interwoven into the larger morphogenetic field of the planet they inhabit, there is a direct energetic connection between the Kathara Grids of individuals and that of the planetary body. This connection between personal and planetary Kathara Grids is called the Planetary Bio-feed Interface System™ - PBIS.



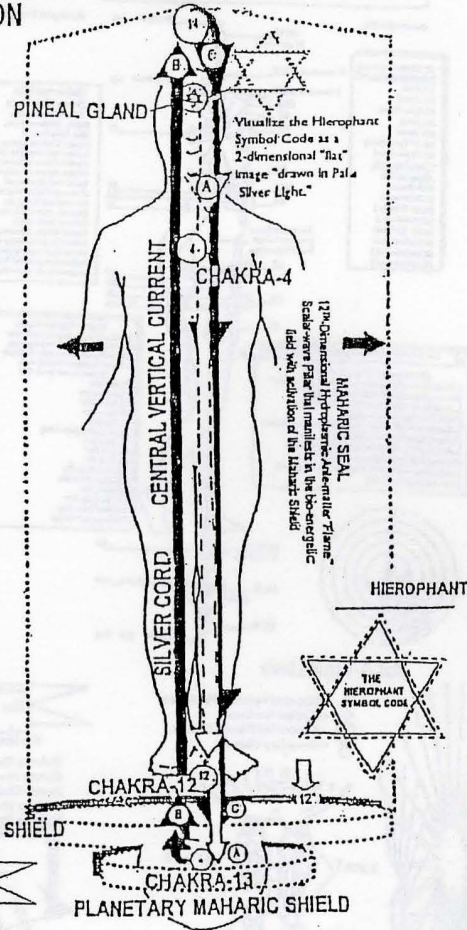
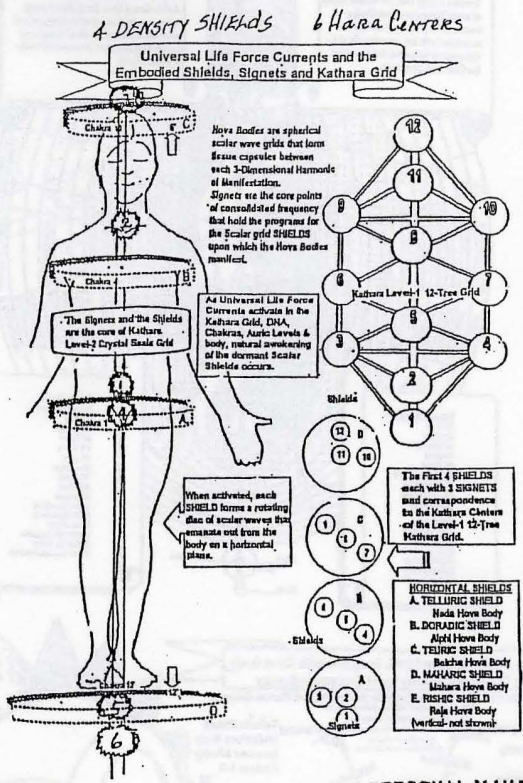
The Universal Templar Complex



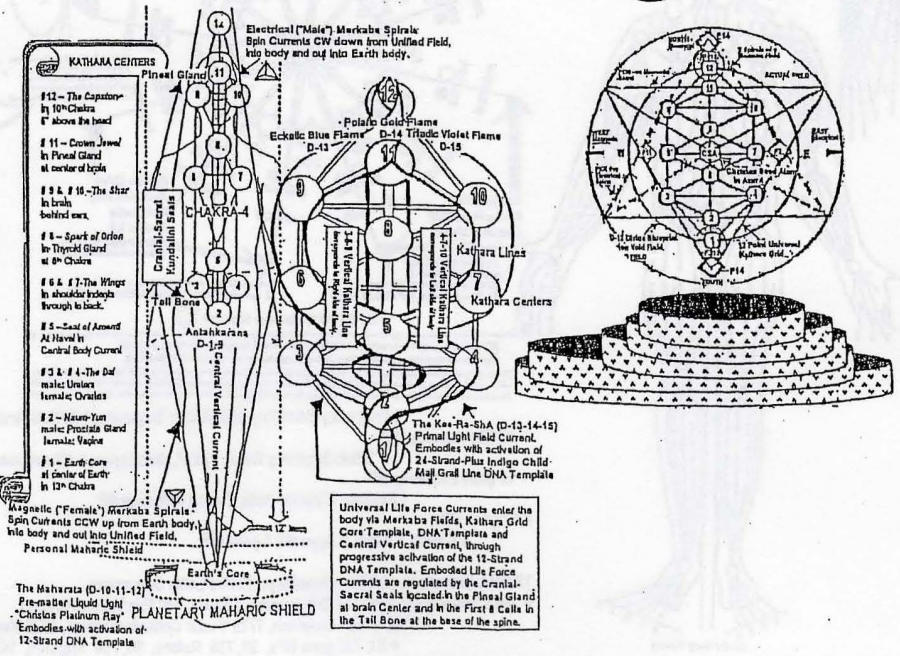
The structure of the macrocosmic Universal Templar Complex is replicated within the microcosmic structure of the personal Internal Templar Complex upon which 15-Dimensional Human Anatomy manifests.

KATHARA - 1 SHIELDS, MAHARIC SEAL, TRINITY FLAME AND BEGINNING CHRISTIAC MERKABA ACTIVATION

CHAKRA-14



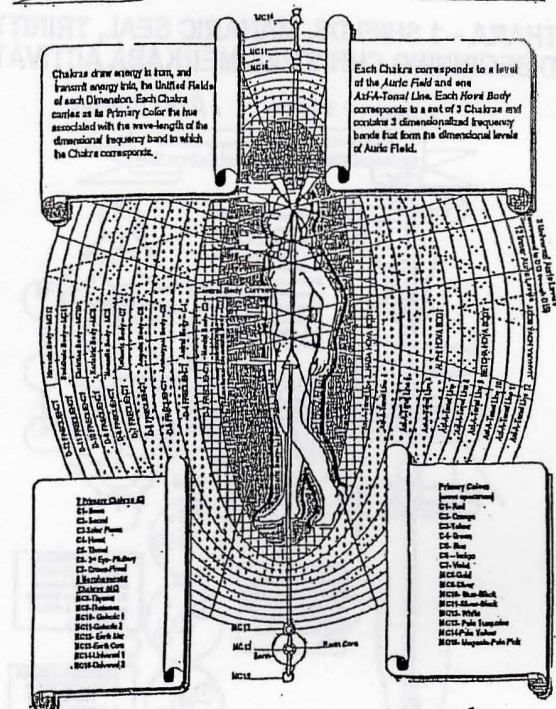
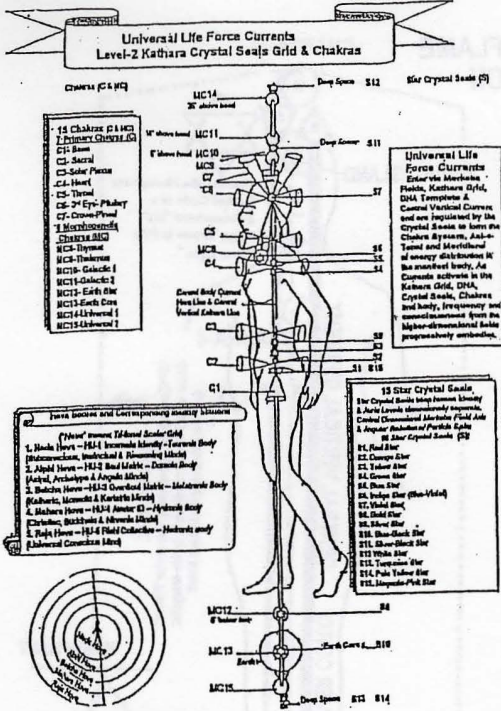
Universal Life Force Currents and the Embodied Kathara Grid Core Template



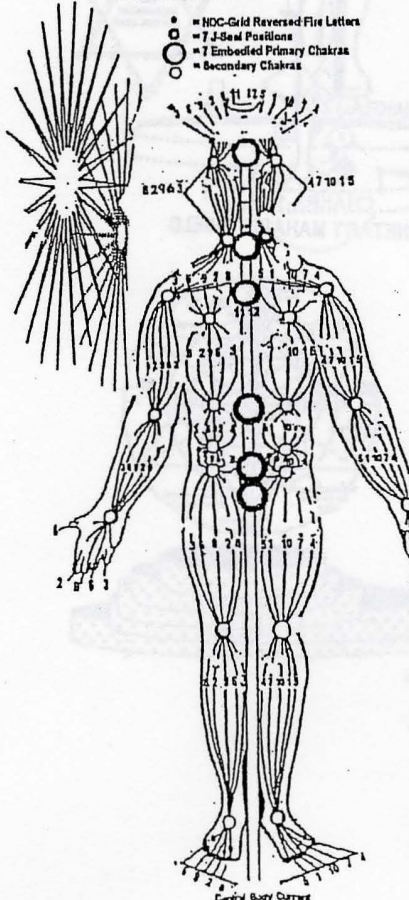
DNA TEMPLATE, RADIAL BODY & MERKABA

Universal Life Force Currents form and sustain the "Auric Field" Levels of 15-Dimensional Human Anatomy

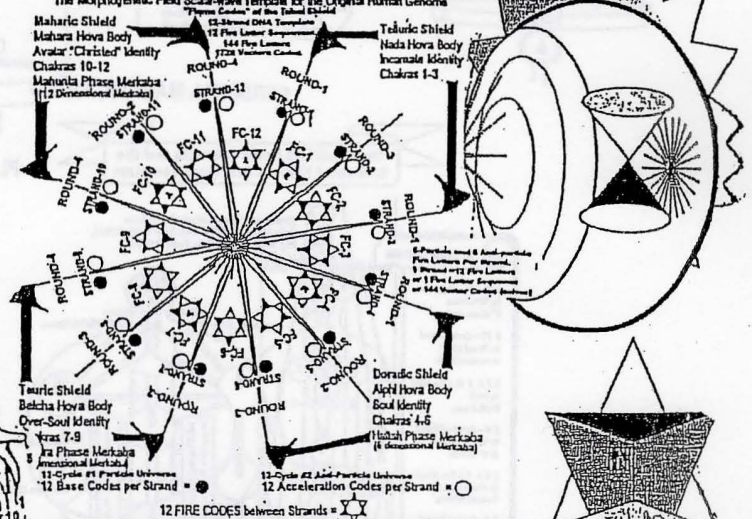
Auric Level, Chakra and Hova Body Correspondences



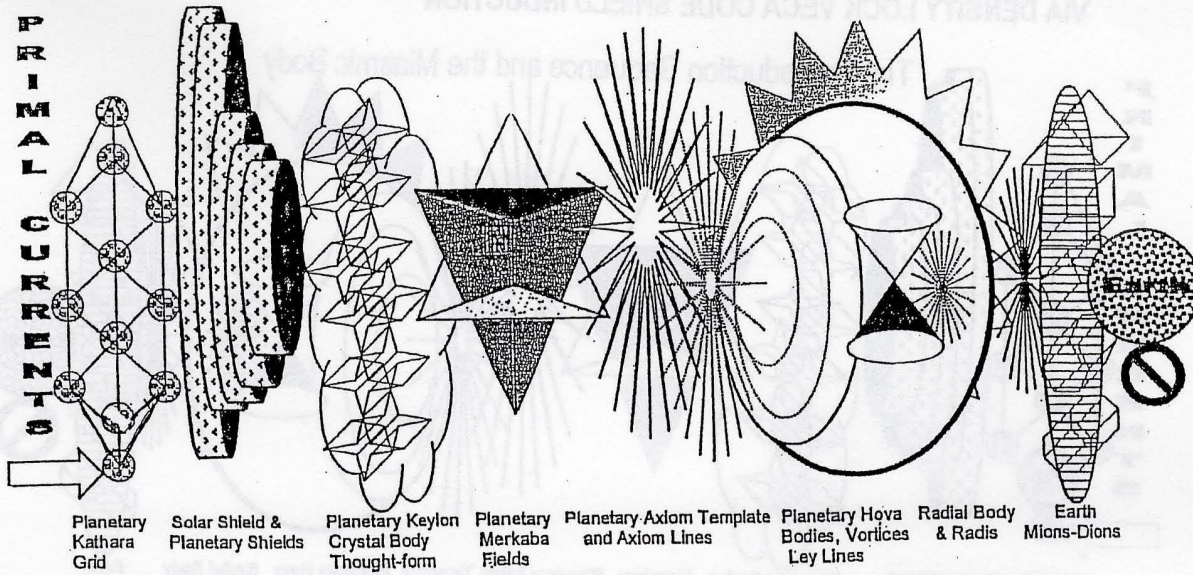
Axi-A-Tonal Lines



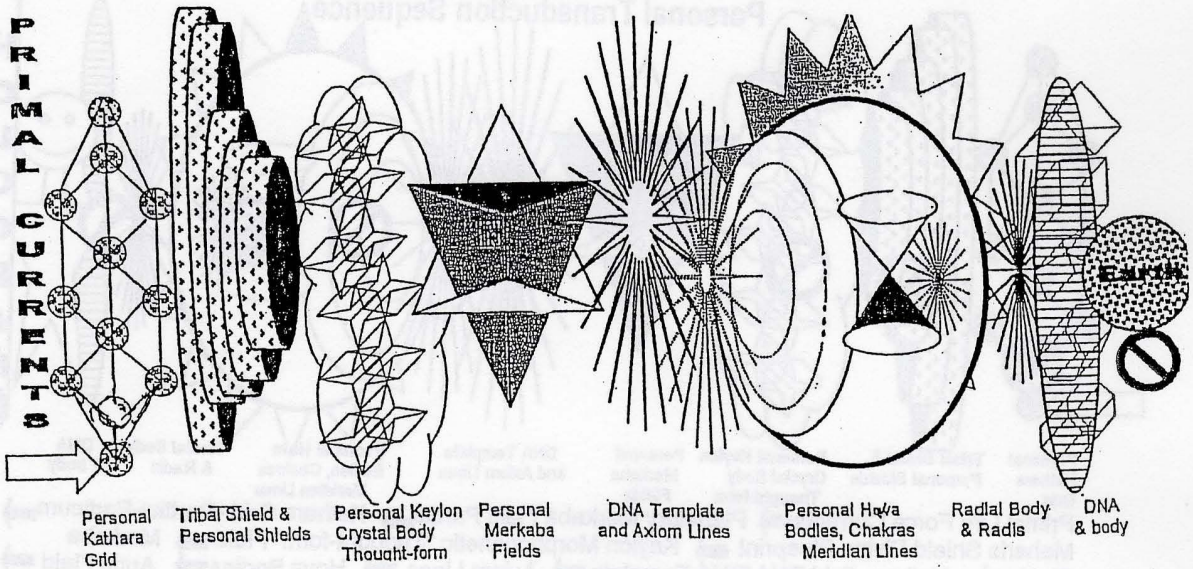
The Silicate Matrix 12-Strand DNA Template with Hova Body, Scalar Shield and Identity Level Correspondences



The Transduction Sequence

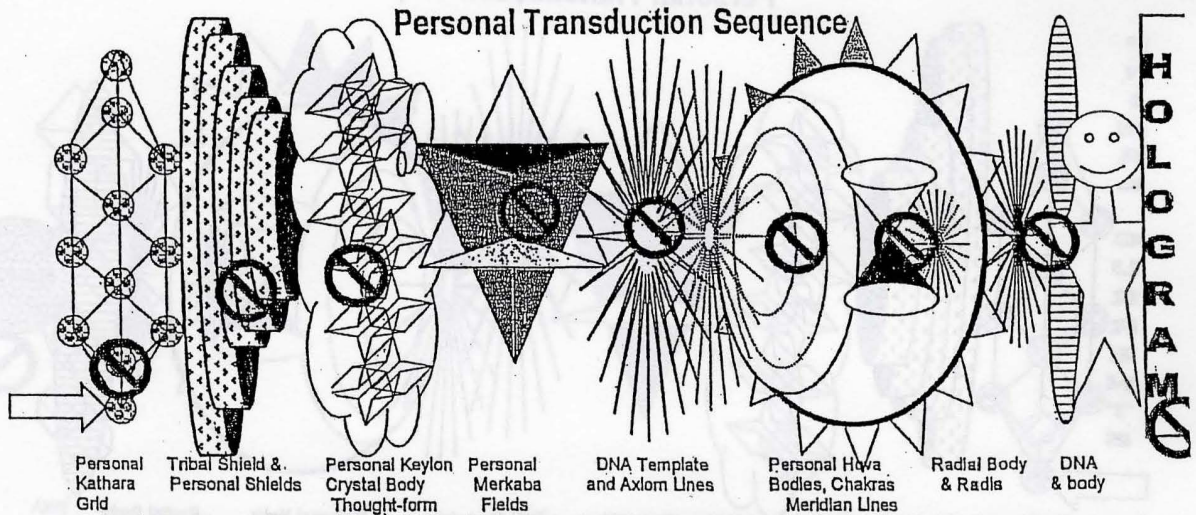
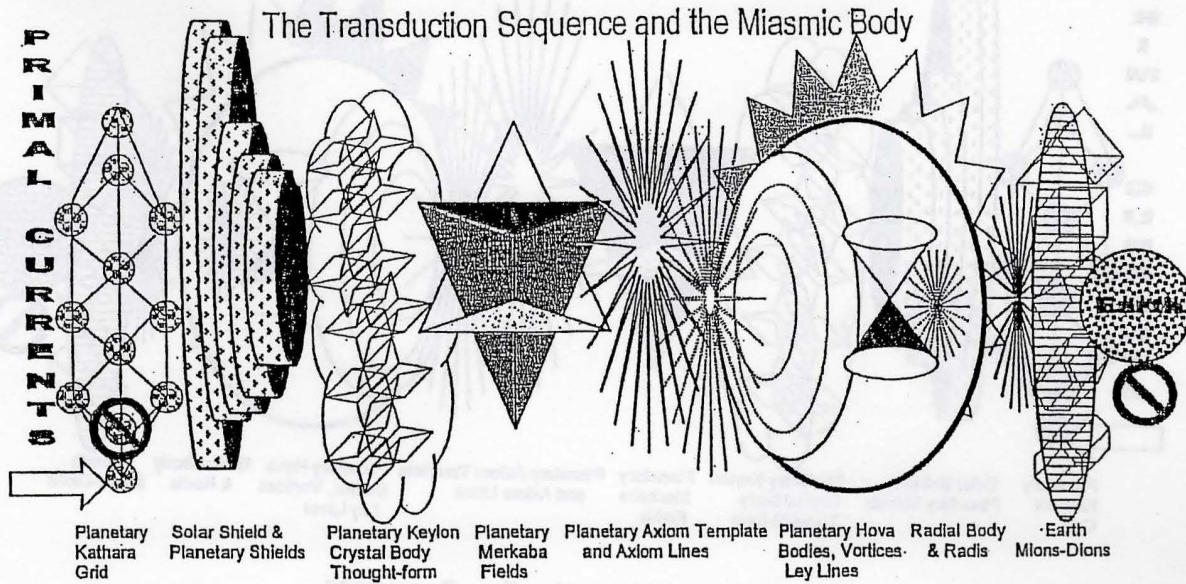


Personal Transduction Sequence



Primal Life Force Currents → Planetary Merkaba Field Partiki → Kathara Grid -Partika-Particum → Maharic Shield Divine Blueprint → Keylon Morphogenetic "Thought-form" Field → Merkaba Fields → Kathara Grid DNA/RNA Template → Axiom Lines → Hova Bodies → Auric Field → Chakras → Meridian Lines → Trion-Meajhe Field 5 Radial Body Levels → Radis Lines → Mion & Dion Ionic Particulates → Strong and Weak Nuclear Force, Electromagnetism → Quarks, Muons, Measons, Sub-atomic & Atomic Particles and Anti-Particles → Blueprint translation into Nuclei, Molecules, Elements, Compounds, Chemicals → Chemical DNA Template and "Chemical Lens" of the manifest body form → Manifest Hologram

INTRODUCED IN KATHARA - 1: RADIAL BODY MIASMIC HEALING
VIA DENSITY LOCK VECA CODE SHIELD INDUCTION

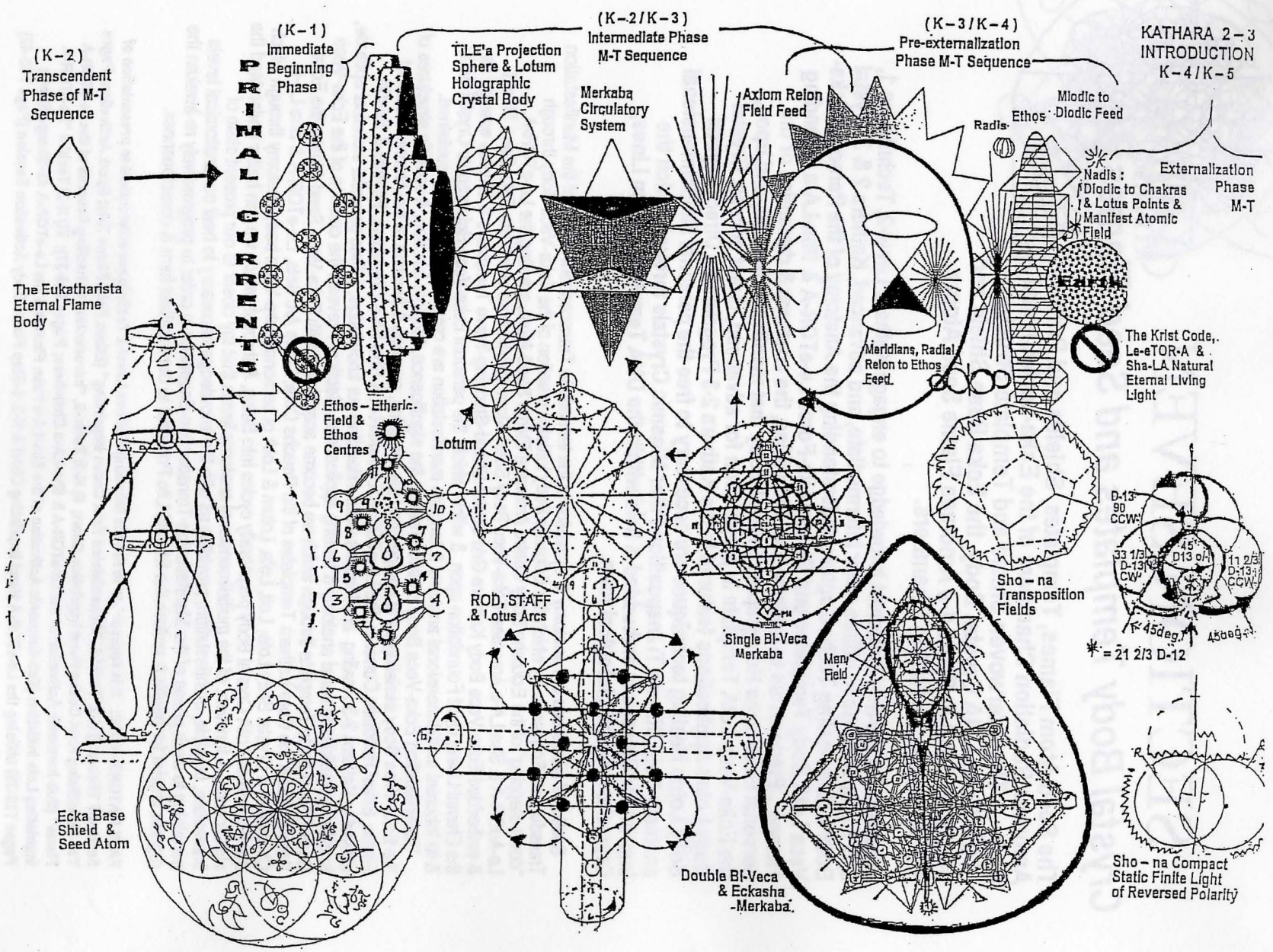


Primal Life Force Currents → Planetary Merkaba Field Partiki → Kathara Grid -Partika-Particum →
 Maharic Shield Divine Blueprint → Keylon Morphogenetic "Thought-form" Field → Merkaba
 Fields → Kathara Grid DNA/RNA Template → Axiom Lines → Hova Bodies → Auric Field →
 Chakras → Meridian Lines → Trion-Meajhe Field 5 Radial Body Levels → Radis Lines →
 Mion & Dion Ionic Particulates → Strong and Weak Nuclear Force, Electromagnetism →
 Quarks, Muons, Measons, Sub-atomic & Atomic Particles and Anti-Particles → Blueprint
 translation into Nuclei, Molecules, Elements, Compounds, Chemicals → Chemical DNA
 Template and "Chemical Lens" of the manifest body form → Manifest Hologram →

Miasms block energy flow and create a "Phantom-Shadow Self" running on
 opposite mathematical program; blocks natural energy flow.

Kathara-1 Introduced Radial Body Miasmatic Healing via Density Lock Veca Code Shield Induction
 and provided sufficient theory studies in Core Template Anatomy and Multi-dimensional Structure
 to enable activation of the D-12 Maharata Carrier Wave via the Planetary Bio-feed Interface System
 to begin anchoring and activation of Kee-Ra-ShA & Khundaray Veca Primal Light-Sound D-13 - 15
 Healing Currents for Radial Body and Veca Density Lock Seal access.


Disc 3 2:08:35



Kathara Level 2 introduced Veca-Ecka Code Shield activation technologies, Merkaba Field Dynamics & Merkabic Circulatory System, the Eeka-Veca Body Kathara Templates of the Eukatharista Body & Radial Body-Flame Body dynamics through which the Shields & Radial Body could activate a sufficient amount of Eeka-Heliotic Life Source Currents to initiate access to the Crystal Body. Kathara Level 2/3 introduced Crystal Body Anatomy & initiated Eeka-Le-eTOR-A/Le-AdORA Flame RA Centre Technologies to amplify Shield/ Radial Body activation levels for access to Crystal Body Axialtonal Template & Eeka Base Shield to begin Axiom Base Shield Bonding Crystal Body Restoration.

SECTION SEVEN

Crystal Body Templates and Seed Flames



The Seed Atom Flames, Templates, Shields and Primary Amoraea Radiation Chambers of the Ecka-LotA Crystal Body ... The Interwoven Shield and Template Structure of the Ecka-LotA Crystal Body, the Ecka Base Shield and the *Le-eTOR-A* & *Sha-LA-a* Amoraea Flame Seed Atoms and Amoraea Radiation Chambers.

Purpose: To provide sufficient knowledge to engage Kathara Level-2, Techniques 1, 2, & 3 preparing us to utilise other intermediate, and advanced, Kathara 2 & 3 Crystal Body Lotus Healing Technologies; understanding the Anatomy of the Personal Ecka-Veca LotA Body Templates and Eternal Life-Force *Le-eTOR-A* & *Sha-LA-a* "Standing Flames". Prepares us to understand, and utilise, the anatomy & dynamics of the personal Ecka-Veca Holographic Crystal Body that manifests through, and upon, the Ecka-Veca LotA Template in preparation for advanced, direct access, Crystal Body Lotus Applications featured in the Kathara 2-3 Programme. Direct Crystal Body Lotus Healing techniques are necessary to free the personal Multidimensional anatomy from Sho-na Transposition Filter Miasmatic Crystals through which the Imprint for Disease is embedded & held within the DNA Template, Axiom Lines, Crystal Body and biological form.

Section-7 introduces the anatomy & dynamics of the immediate Transcendent Phase of the Manifestation Transduction-Sequence by which the Eckasha Body initiates creation of the Ecka-Veca Body through "down-stepping" of the Eckasha Body Centre Amoraea Flame Seed Atom, creating the *Le-eTOR-A*, *Le-AdOR-A* & *Sha-LA-a* Amoraea Ecka-Veca Body Seed Atom Sparks from which the Ecka Base Shield & embedded Ecka-Veca Body Kathara Grid Scalar-Shield-Standing-Wave Templates & Shields emerge as the Eternal Living Light Foundation upon, & within which, the personal Ecka-Veca Holographic Crystal Body, & its inherent multidimensional anatomy & tangible manifestation are created & perpetually sustained.

Understanding Ecka-Veca Body creation reveals the significance, tangible function, & specific structures of the Ecka-Veca Body assisting us to comprehend the meaning, purpose & function of the Amoraea Eternal Flame, Ecka/ Heliotalic Currents, the *Le-eTOR-A*, *Le-AdOR-A* & *Sha-LA-a* Chambers, Flames & Sparks utilised in Kathara 2-3 Healing applications while extending our knowledge, & thus potential technical aptitude, in utilising multidimensional anatomy & healing applications. Section-7 reveals the creation of the Ecka-Veca Body Crystal Body Template through which we become acquainted with Ecka-Veca Seed Atoms, the Ecka Base Shield & the Core Kathara Templates of the Reuche Core, Lotus Arc Sets, *Le-eTOR-A* & *Sha-LA-a* Chambers & Crystal Body Lote, Loti, Lota, Lotum & LotA of personal Ecka-Veca body anatomy through which the Ecka-Veca LotA Crystal Body perpetually cycles into Being, & through which we can better understand the significance, & function, of the multidimensional anatomy levels that lay closer to our present state of immediate, tangible, manifestation, providing us with the knowledge necessary to heal our anatomical levels pertaining to each phase of the Manifestation-Transduction-Sequence in order to progressively re-awaken the organic imprint for health & restore the Eternal-Life Potential to our manifest form & consciousness.

FACILITATORS' NOTE: It is appropriate to run the following Kathara Level-2 Techniques subsequent to presentation of Section-7 Theory: i) K-2/ Tech'-1, "Consolidated Krist Codes Imprinting" (Ethos Palm Flame Krist Spark Activation; Pages T31-32) utilising Krist Codes Hand Imprinting Chart; ii) K-2/ Tech'-2, "Introduction to Healing Caverns of the *Le-eTOR-A* Flame" (Sub-harmonic Activation of the *Le-eTOR-A* & *Sha-LA-a* Chambers; Pages T33-37); iii) K-2/ Tech'-3 "Le-eTOR-A Imprinting Lota Initiation (Sub-harmonic Activation of the *Sha-LA-a* Palm Flames & the *Le-eTOR-A* 45-Charge Spark; Pages T38-39) utilising the *Le-eTOR-A* Hand Imprinting Chart & K-2, 6-Step Flame Body Activation Session (Page T40-42)

THE TRANSCENDENT PHASE of the MANIFESTATION TRANSDUCTION SEQUENCE - CREATION of the ECKA-VECA CRYSTAL BODY TEMPLATE: SEED ATOMS, BASE SHIELD, REUCHE PILLARS & LOTUS ARCS


1. The Seed Atom & Base Shield of the Ecka-VeCa Crystal Body Template EckA-VeCa Body

A: Projection of the Seed Atom Standing-Wave Flame
Radiation Units

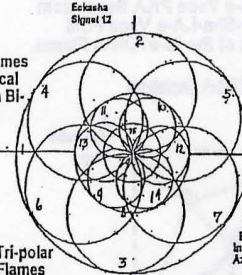
B: Expansion of the EckA Base Shield Standing-Wave Disc from the
Ecka - Le-eTOR-A Seed Atom

Creation of The EckA Base Shield

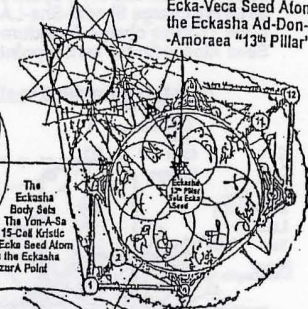
The Eckasha anchors the EckA-VeCa Seed Atoms via the Eckasha Ad-Don-draea -Amoraea "13th Pillar"



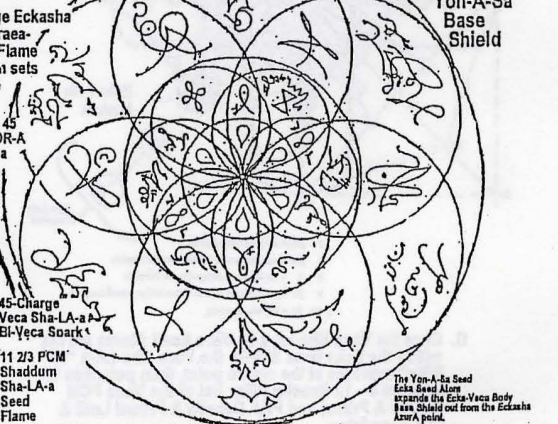
VeCa Bi-polar Seed Flames have +ve or -ve electrical charge & emerge from Bi-VeCa Polarised Light Radiation Units.



Ecka Tri-polar Seed Flames have +1 -10 electrical charge & emerge from Tri-VeCa Light Radiation Units



The Eckasha Body Sets The Yon-A-Sa 15-Cat Kristic EckA Seed Atom In the Eckasha AzurA Point



360-Charge Eckasha Ad-Don-draea-Amoraea Flame Seed Atom sets 90-Charge Spark

45 EckA Le-eTOR-A Tri-VeCa Seed

45 VeCa Sha-LA-a Bi-VeCa Spark

11 2/3 PCM Shaddum Sha-LA-a PKA Seed Flame

11 2/3 PCM Shaddum Sha-LA-a Seed Flame

45-Charge VeCa Sha-LA-a Bi-VeCa Spark

A: Creation of the EckA-VeCa Body & its inherent EckA-LotA & VeCa-Lotum Crystal Body structure begins as the Eckasha Body "down-steps" & polarises a 90-Charge Spark of its 360-Charge Amoraea Flame Centre Seed Atom to form the Seed Atoms for the EckA-VeCa Body & its parallel. Seed Atoms are Eckasha-shaped Standing-Wave Flames that exists as Fixed Points of Eternal Life, Electromagnetic Radiation at a Kathara Grid Centre Point from which the Creation Domain Body expands outward ...

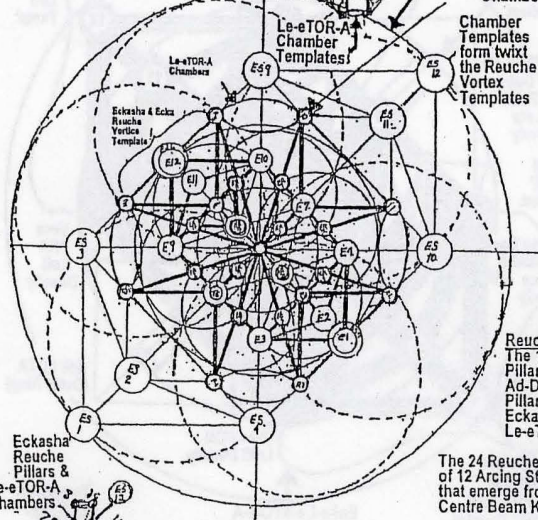
2. 24 Eckasha Reuche Pillars Set EckA-LotA & Le-eTOR-A Chambers Templates into Base Shield

CREATION OF THE ECKA-LOTA KATHARA TEMPLATE & OPENING OF THE Le-eTOR-A CHAMBERS

The Eckasha Body Anchors the 24 Reuche Pillar Area (12 Eckasha & 12 EckA Reuche Pillars) Within the EckA Base Shield Setting the EckA-LotA Template into the EckA Base Shield

Reuche Vortex Templates EckA Base Shield

The 24 Reuche Pillars Reuche Vortex Temp set the templates for the 4-Le-eTOR-A Chambers



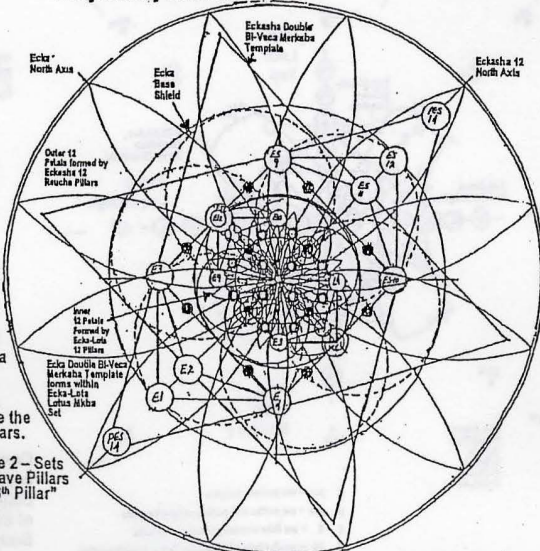
Eckasha Reuche Pillars & Le-eTOR-A Chambers

Reuche Pillars The 12 Eckasha Pillars are the Ad-Don-draea Pillars - the 12 EckA Pillars are the Le-eTOR-A Pillars.

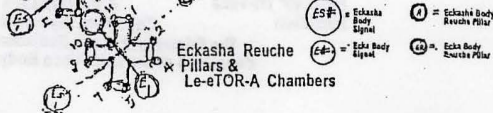
The 24 Reuche Pillars are 2 - Sets of 12 Arcing Standing-Wave Pillars that emerge from the "13th Pillar" Centre Beam Krist Code

3. 24 Reuche Pillars Polarise & Bend to Form the 2 - 12-Point Primary Lotus Arc Sets of the EckA-VeCa Body Creation of the 24-Petal EckA-LotA Lotus Arc Set

Once anchored in the EckA Base Shield the 24 Reuche Pillars interact & bend to each other through the mathematical programme of the Krist Code, "stepping-down" to form 2-Sets of 12 EckA-VeCa Body Primary Lotus Arc Sets.



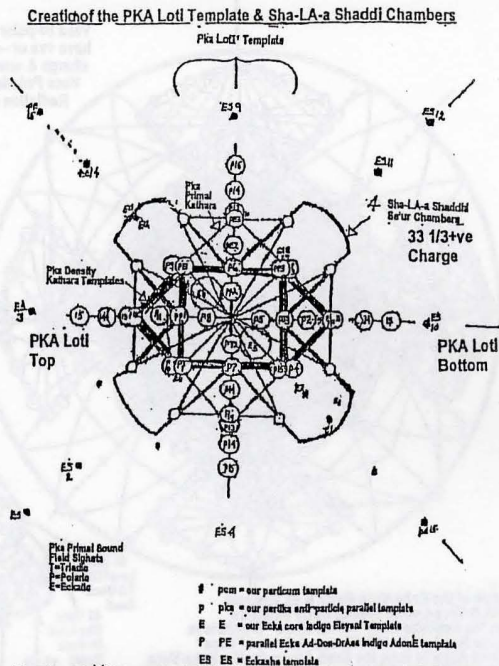
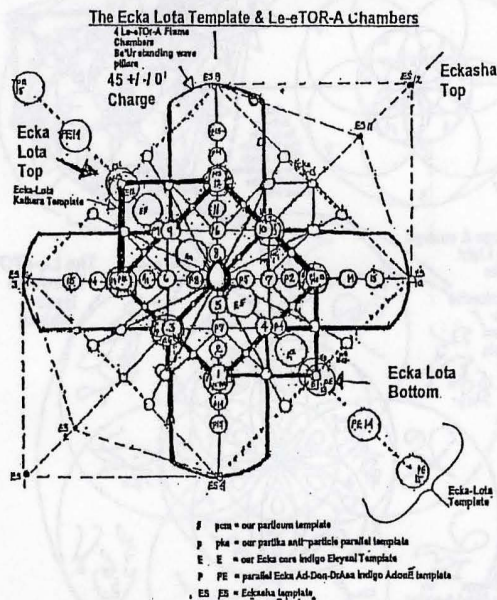
The 12 Eckasha Reuche Pillars form the 12 - Petal Lotus Arcs of the Eckasha & the 12 - EckA Reuche Pillars form the 12 - Petal EckA-LotA Lotus Arcs within the EckA Base Shield, creating the 24 - Petal EckA-LotA Lotus Arc Standing-Wave Arc Set within the EckA Base Shield.



THE ECKA-Lota, VECA-PKA LotE & PCM LotI CRYSTAL BODY TEMPLATES and the PRIMARY AMORAEA RADIATION CHAMBERS

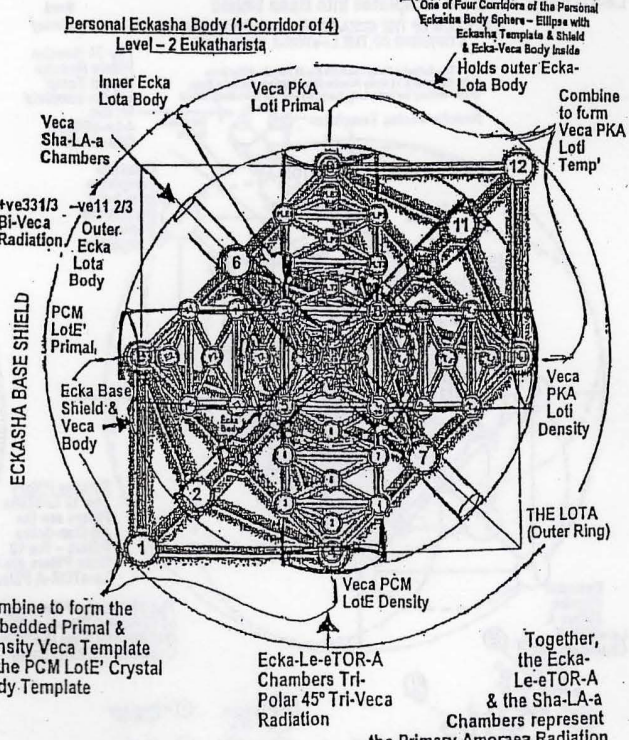
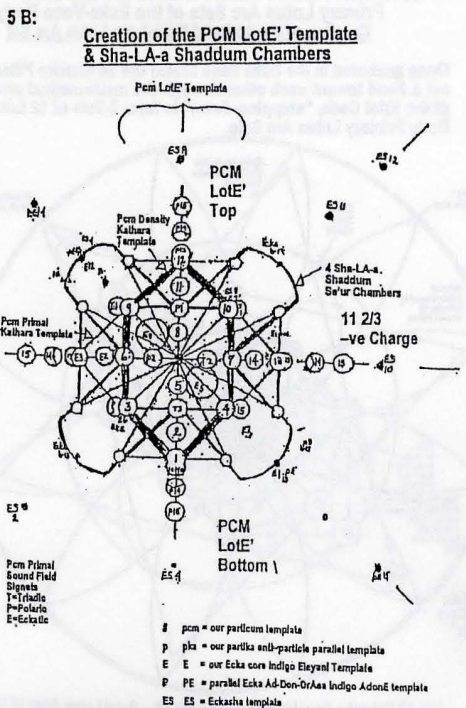
4. The Ecka-Lota, Le-eTOR-A Seed Atom initiates creation of the Veca PCM LotE & PKA LotI Templates.
- A: Once the Ecka-Lota template is set in Base Shield by the Eckasha, the Ecka 45-Charge Le-eTOR-A Centre Flame generates the 45-charge Veca-Sha-LA-a Spark within its centre. The 45 Sha-LA-a Spark polarises to form the 331/3+ve charge Shaddi-Sha-LA-a Veca PKA Seed Atom & the 112/3-ve charge Shaddum-Sha-LA-a Veca PCM Seed Atom within the centre point of the le-eTOR-A Flame.

5. The PCM LotE & PKA LotI & Sha-LA-a Chambers Templates simultaneously expand out from the Ecka-Lota Template Centre.
- A: The 4-Veca 12-Reuche Pillar Sets simultaneously expand the PKA & PCM Templates out from the Sha-LA-a Seed Atoms at the Ecka-Lota Template Centre, forming the template for the Veca PKA LotI & PCM LotE Crystal Bodies.



- B. Once the Veca Sha-LA-a Bi-Veca Seed Atoms are set within the Ecka base Shield, the Veca Sha-LA-a "13th Pillar" activates at the centre point, then polarises to form the 4 - 12 Reuche Pillar Set of the Veca PCM Density & Primal and PKA Density & Primal LotE & LotI Templates

- B: The 33 1/3+ve Shaddi Sha-LA-a Chambers template forms between the Reuche Vortex Templates of the PKA LotI Template
6. The Ecka-Veca Crystal Body Template & the Primary Amoraea Radiation Chambers of the Ecka-Veca Body

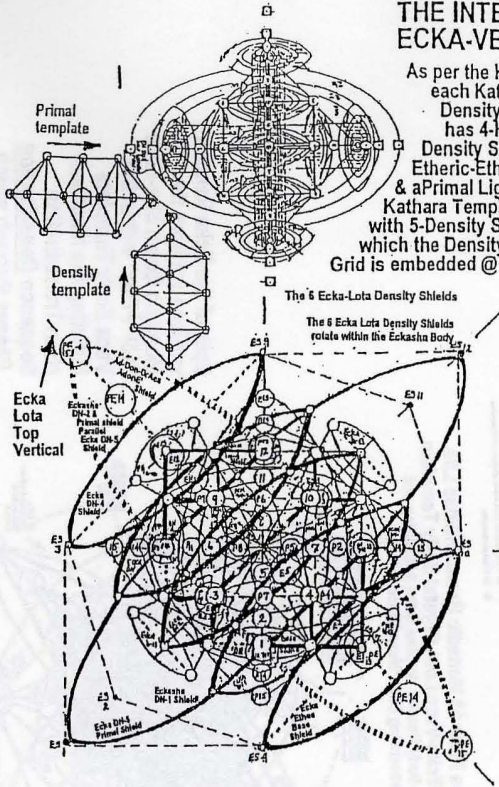


The 11 2/3 Shaddum Sha-LA-a Chambers Template forms between the Reuche Vortex Templates of the PKA LotE' Template

Combine to form the embedded Primal & Density Veca Template of the PCM LotE' Crystal Body Template

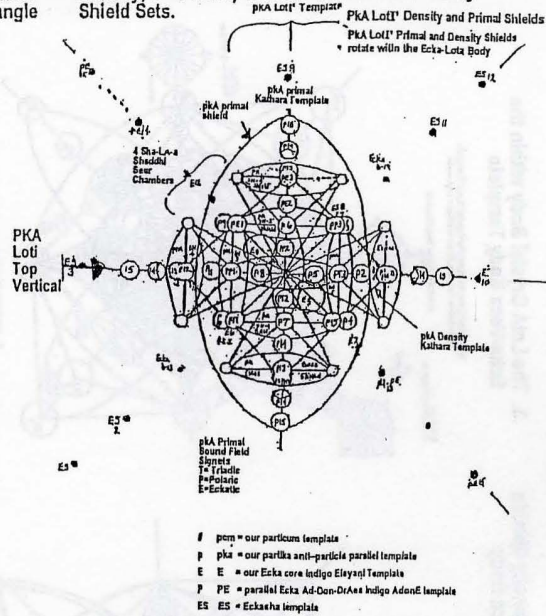
Together, the Ecka-Le-eTOR-A & the Sha-LA-a Chambers represent the Primary Amoraea Radiation Chambers of the Ecka-Veca Body.

THE INTERWOVEN TEMPLATES & SHIELDS of the ECKA-VECA LotA HOLOGRAPHIC CRYSTAL BODY



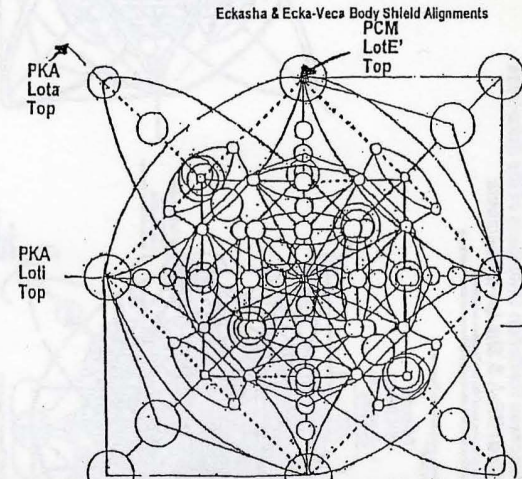
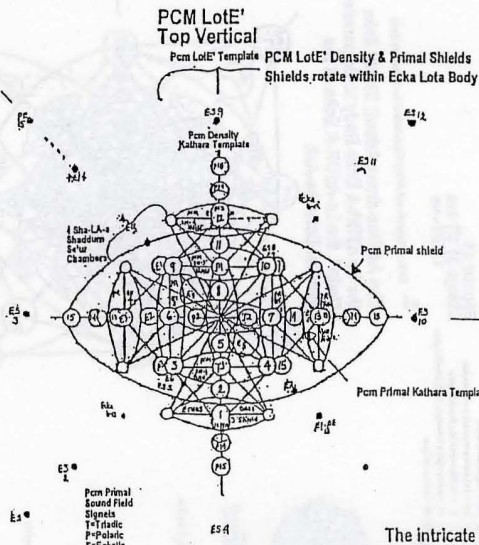
As per the Krist Code each Kathara Density Template has 4-Horizontal Density Shields & 1 Etheric-Ethos Shield & a Primal Light-Sound Kathara Template also with 5-Density Shields in which the Density Kathara Grid is embedded @ 90° angle

Within the Ecksha-Veca Crystal Body Template the Ecksha-Lota Template has one Set of embedded Primal-Density Shields that together form the full Lota Crystal Body Template. Within the Lota template, both PCM LotE' & PKA Loti Templates also have their Primal Template Shield Sets. The embedded Templates of the Lota, LotE' & Loti together form an Intricate Template of 6-Interwoven Kathara Grids (3 - Density, 3 - Primal) each with their own Density Shield Sets.



The vertical centre axis of a Kathara Grid is called the "Staff", the horizontal axis crossing through the Seed Atom Centre Point is called the "Rod". Within the Ecksha-Veca Body template the Staff's of the Lota, LotE' & Loti are aligned on 3 different axes in relation to each other: Lota - diagonal, Loti - horizontal, LotE' - vertical.

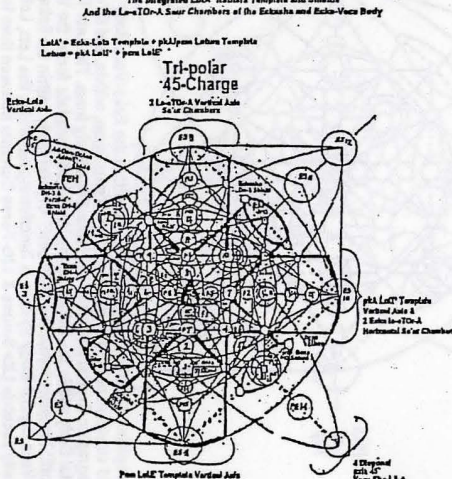
The 3-Axes alignment of the Lota, Loti & LotE' Centre Staff's creates specific alignments of the Kathara Grid Signets within the Ecksha-Veca Body Template. The Signet alignments become specific pathways of energy-flow-current when the Ecksha-Veca Body Template is set in motion. The interwoven, embedded Lota, Loti & LotE' Templates also create an intricate system of Density and Primal Shield anatomy in the Ecksha-Veca Body Template.



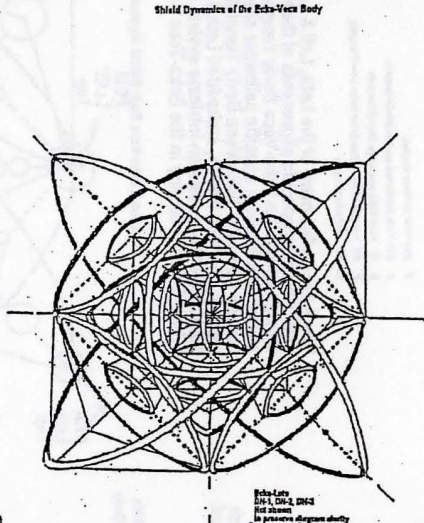
The intricate Templates Shield & Signet alignments within the Ecksha-Veca Body Template create the Core Scalar-Grid structure of interacting Standing-Waves upon, within, and through which the 3-Interfacing Holographic Crystal Bodies of the Ecksha-Veca Body form. The Lota Template forms the Ecksha-Lota Crystal Body within the Eckasha; the Veca Loti Template forms the Veca PKA Loti Crystal & the LotE' Template forms the PCM LotE' Crystal Body within the Ecksha-Lota Crystal, & when the Ecksha-Veca Crystal Body System is functioning naturally, the Lota, Loti & LotE' Crystal Bodies perpetually circulate Life-Source & Life Force Currents between them to continually generate Sha-LA-a & Le-eTOR-A Living Light Currents, through which the manifestations within the Crystal Bodies are perpetually & eternally sustained. The Ecksha-Lota, PCM LotE' & PKA Loti Crystal Bodies are together referred to as the "Lota Crystal Body of the Ecksha-Veca Body".

THE INTRICATE SIGNET & SHIELD ALIGNMENTS & the MONADIC LIFE BEAM of the ECKA-VECA BODY LotA

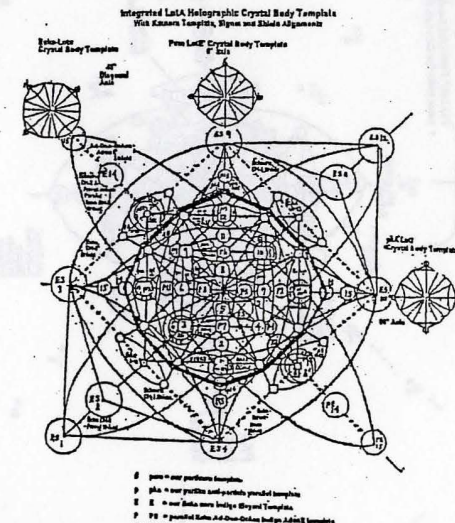
1. The Primary Amoraea Radiation Chambers of the Ecka-Veca Body - Ecka-Le-eTOR-A & Sha-LA-a Chambers



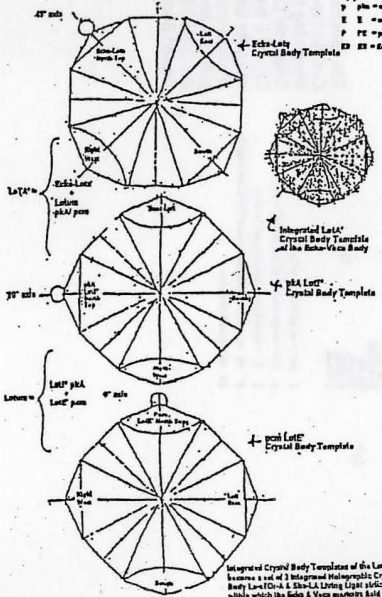
2. The Embedded Density Shields and the Ecka-Veca Body



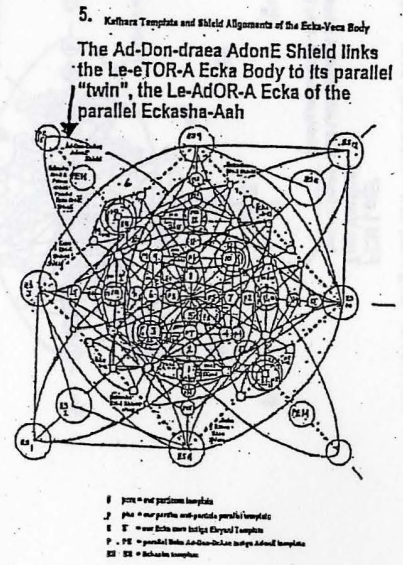
3. The LotA Crystal Body within the Ecka-Veca Body Template



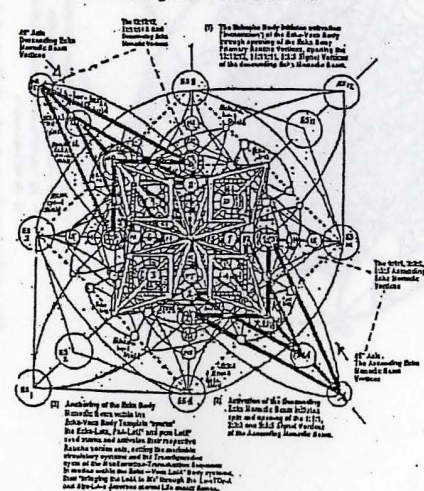
4. Crystal Body Templates of the Echa-Veca Body LotA



5. Kaffera Templates and Shield Alignments of the Echa-Veca Body



6. Sha-LA-a Pillar 13 Monadical Beam Initiates Life Within the Ecka-Veca LotA Crystal Body Template



Spin of the Ecka Reuche vortices anchors the Monadical Beam Sha-LA-a "13th Pillar" within the Veca Body Template initiating the Manifestation Transduction Sequence Densification Phases through which Ecka-Veca Body "Heart-Beat" is set in motion.

SECTION EIGHT

The Living LotE: Anatomy of Eternal Creation

The Reuche Spindle, Rod & Staff, Lotus Arc Sets, Crystal Body Light Grid, Stair-Step Vortices, Shield Clock Templates, 24 LotE Lines, TiL-E-'a Refraction Screen, 12 Eiros-Axiom & 12 Ethos-Meridian Line Sets, and the Miodic-Diodic Vortex Grid.

Purpose: To introduce the *Intermediate & Pre-externalisation Phase Anatomy, Eternal Creation Process, 8 Stages and 5 Phases of Densification & Formation of the Etheric Blueprint Radiation Matrix* within the Ecka-Veca Crystal Body - & - to provide sufficient knowledge to engage Kathara Level-3 Techniques 1, 2, 3 for Ra Centre Activation and preparation for use of Lotus Run technologies.

Section - 8 introduces the anatomy & dynamics of the Intermediate to Pre-externalisation Phases of the Manifestation-Transduction Sequence through which the Ecka-Veca Body Templates begin the process of "filling out in energetic form" to become the tangible structures of Multi-dimensional anatomy within which the manifestation of matter-form & "physicality" take place. In a sequential series of 8-Stages within the Manifestation-Transduction-Sequence Cyclic Pulses of Radiation Sparks are released from the Ecka-Veca Body Seed Atom Sparks into the Density Shields of the Ecka-Veca Body Templates. Through the energetic interplay between these Pulses of Radiation Sparks within the intricate Standing-Scalar-Wave Structures of the Density Shields *Spark-Pulse-Currents* of Living Light frequency are formed within the Density Shields. The Spark-Pulse-Currents further interact with each other, "stepping down" through 5-Phases of *Densification through which the interior and exterior anatomical structures of the Crystal Body are created, bringing the Crystal Body to life within the Ecka-Veca Template.*

Section - 8 'Overviews' the 8 - Stages of the Manifestation-Transduction-Sequence, 5 - Phases of *Densification*, and corresponding structures of Multi-dimensional anatomy by which the *PCM LotE* Ecka-Veca Body template is "brought to life" through creation of the self-sustaining *Intermediate & Pre-externalisation* Phases of Multi-dimensional anatomy. The Ecka-Lota and PKA-Loti Crystal Body Templates simultaneously undergo the same 8 - Stages & 5 - Phases with the PCM-Lota, and the entire Crystal Body structure is "brought to life" as a *Living Organism* once the circulation of Spark-Pulse Life Force Currents have been set in to motion.

Understanding the processes by which the Scalar-Standing-Wave Shield templates develop to become intricate living anatomy structures, through and within which "physical" manifestation takes place reveals the *literal process of Eternal Creation* itself. Once the processes of Spark-Pulse-Current Circulation are set in motion within the Ecka-Veca Template, the processes of this "First Creation" are perpetually repeated as "Creation Continually Re-creates Itself" through the eternal circulation and regeneration of Spark-Pulse-Currents within the mathematical Krist Code Programme held within the Shield Templates. It is through the perpetual circulation of Spark-Pulse-Currents that the anatomy of the *Intermediate & Pre-externalisation Phases* of the Manifestation-Transduction-Sequence is continually brought into being; this is the *Multi-dimensional anatomy structure through, and within, which all manifestation is born*, and thus the processes of Spark-Pulse-Current-circulation represent not only the processes by which "Manifest Life-forms" are created, but are the literal processes by which all "Matter, Space & Time" are created.

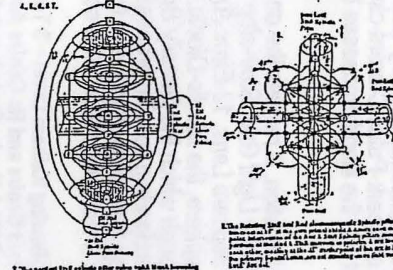
Section - 8 introduces this process of *Eternal Creation*, & reveals the anatomical structures of the *Reuche Spindle, Rod & Staff, Lotus Arc Sets, Crystal Body Light Grid, Stair-step Vortices, Shield Clock Templates, 24 LotE Lines, TiL-E-'a Refraction Screen, TiL-E-'asphere Lens, 12-Eiros-Axiom & 12-Ethos Meridian Line Sets, the Lotosphere, Photosphere, Ovosphere & Hovasphere, the Miodic-Diodic Vortex & Lotus Point Grids & the Living Light Etheric-Atomic Spark-Pulse Currents* through which the *Density Body Etheric Blueprint of Living Light* form within the *Ecka-Veca Template*. Through understanding specific processes of Crystal Body Eternal Creation we can better understand the anatomical structures & processes inherent to our personal Multi-dimensional anatomy; thus better comprehending the Nature, Cause & Remedy of Dis-ease conditions within the manifest body systems.

FACILITATORS NOTE: It is appropriate to run the following Kathara Level - 3 Techniques subsequent to presentation of Section - 8 Theory: i) K-3, Tech'-1 "Lotus Hands, Hara Centre and Ra Centre Activation (Pages T43-T44); ii) K-3, Tech'-2 "Lotus Touch Quick Fire" (Pages T45-T46) utilising the Le-eTOR-A Master Code Imprinting Chart and Lotus Touch Fingers position Chart; and, iii) K-3, Tech'-3 "Le-AdOR-A Imprinting" utilising the Le-AdOR-A Master Transmission Code Chart.

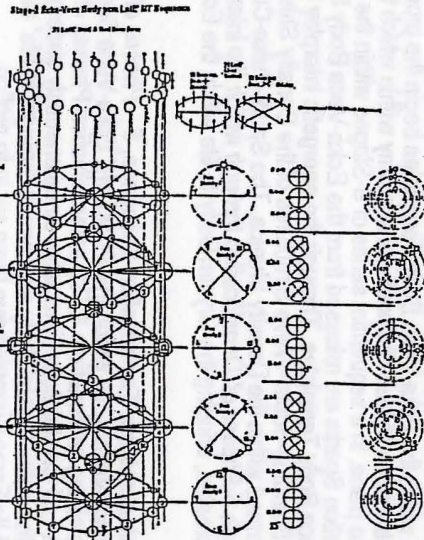
THE STAGES of the MANIFESTATION-TRANSDUCTION SEQUENCE, HEART-BEAT of the LOTUM, DENSIFICATION PHASES

PHASE 1: LotE' Rod & Staff Spindles & Primary Lotus Arc Sets Form

Ecka Monadic Beam anchors in PCM LotE' Seed Atom, LotE' anchors Vaca Sha-LA-a Pillar 13 & LotE' Reuche 12 Pillar Set; Reuche Pillars form Density Staff & Primal Rod Spindle.

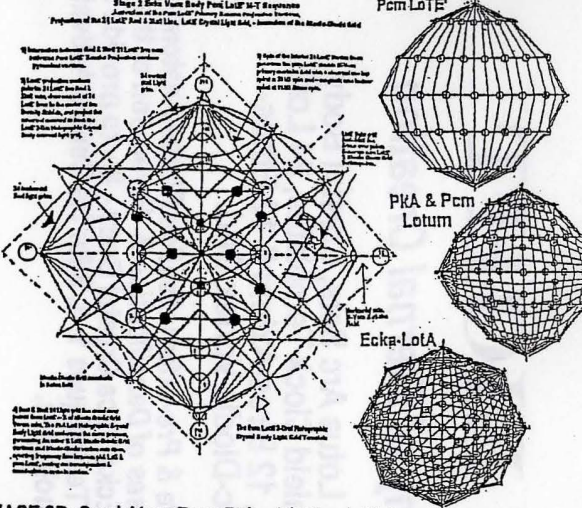


PHASE 2: 24 Vertical LotE' Density Staff Lines & 2 LotE' Primal Rods Form

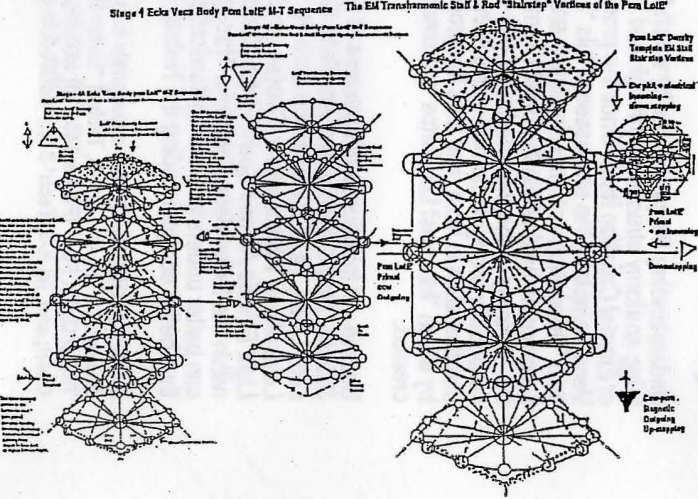


PHASE 3A: External LotE' Light Grid Forms

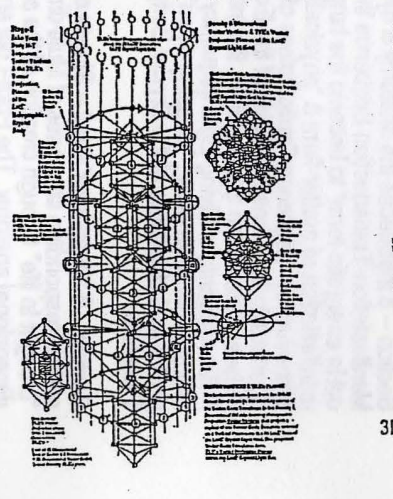
LotE' Reuche Vortices activate & polarize 24 LotE' Lines creating internal & external 24 LotE' Line Set & Miodic-Diodic Grid & LotE' Holographic Crystal Body external Light Grid & Internal LotE' Vortice Lines, Crystal Body Light-Grid external 24 Line Sets



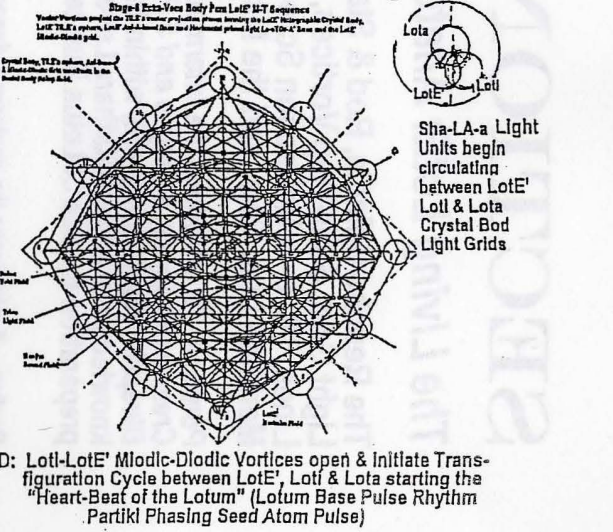
PHASE 3B: Internal LotE' Vortice Lines Form "Stair-step" Vortice Merkaba Fields



PHASE 3C: External LotE' Lines form Vector Vortices & T'ILE'a Vector Projection Planes

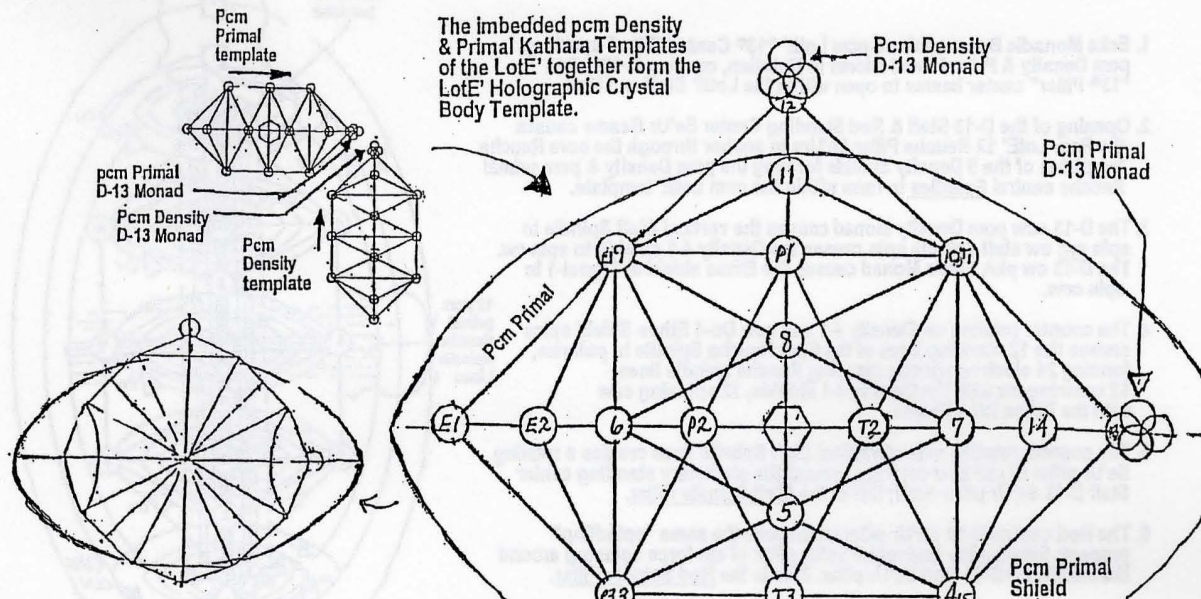


PHASE 3D: Seed Atom Base Pulse Rhythm Initiates, Lotum Transfiguration Cycle "Heart-Beat" begins.



Disc 4 8:24

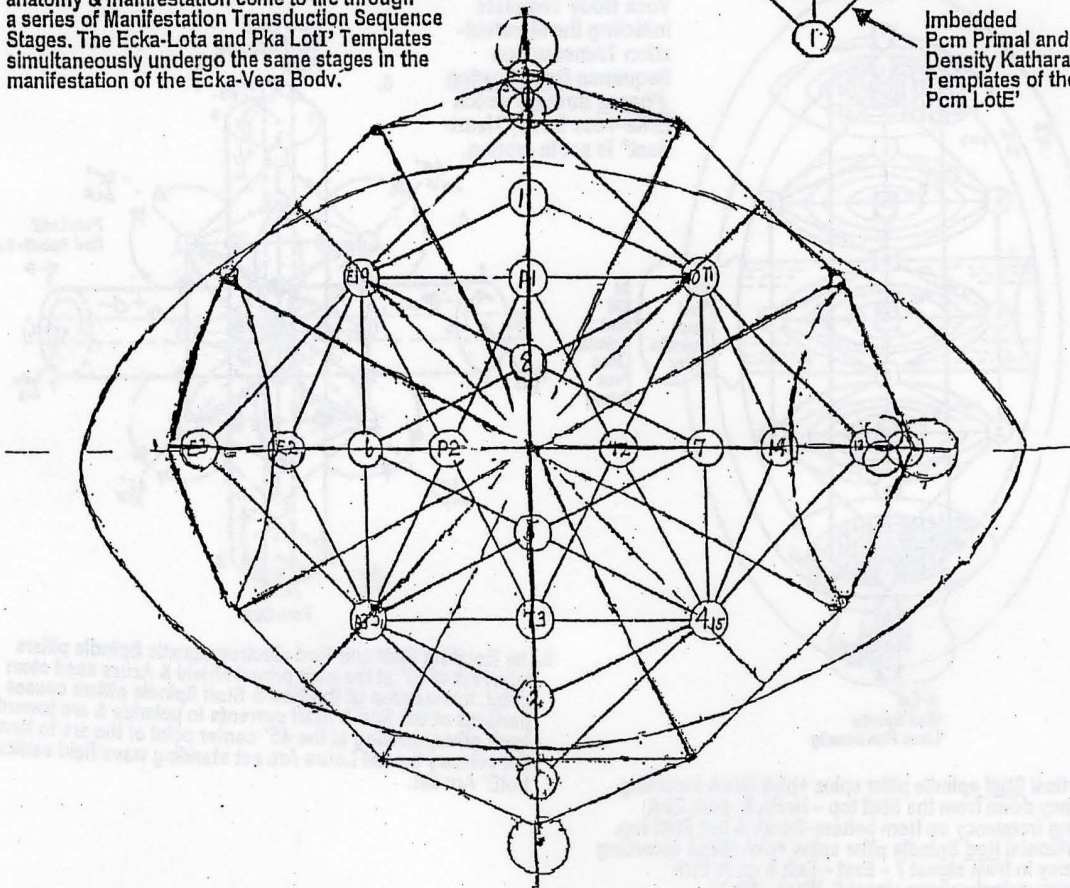
Initiation of the Ecka-Veca Body Manifestation Transduction Sequence



The imbedded pcm Density & Primal Kathara Templates of the LotE' together form the LotE' Holographic Crystal Body Template.

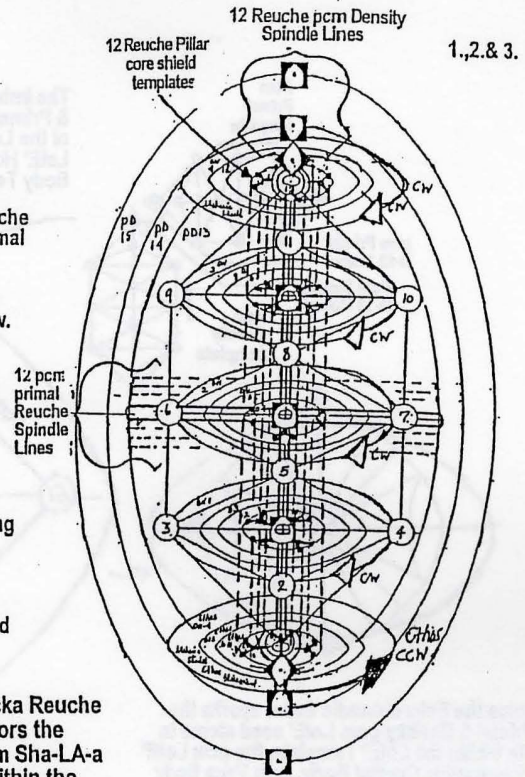
Once the Ecka Monadic Beam sparks the Primal & Density pcm LotE' seed atoms to life within the LotE' Template, the pcm LotE' Holographic Crystal Body, pcm Veca Body anatomy & manifestation come to life through a series of Manifestation Transduction Sequence Stages. The Ecka-Lota and Pka LotE' Templates simultaneously undergo the same stages in the manifestation of the Ecka-Veca Bodv.

Imbedded Pcm Primal and Density Kathara Templates of the Pcm LotE'

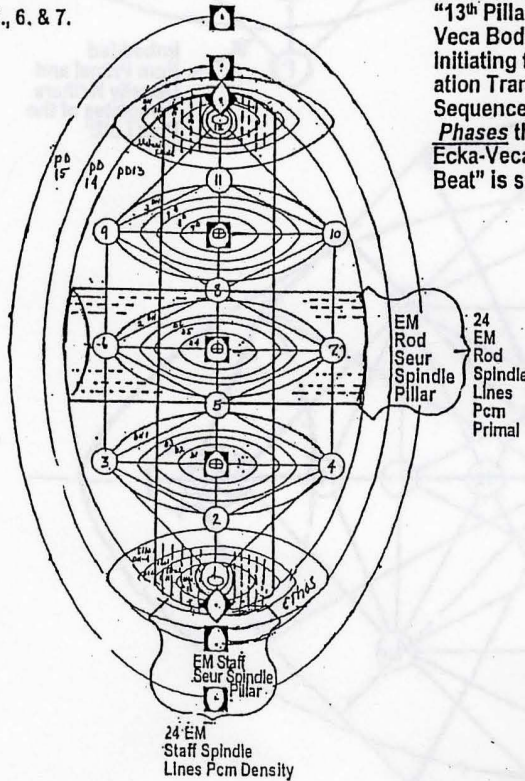


Stage-1 Ecka-Veca Body pcm LotE' M-T-Sequence LotE' Reuche Spindles, Rod and Staff and Primary Lotus Arcs

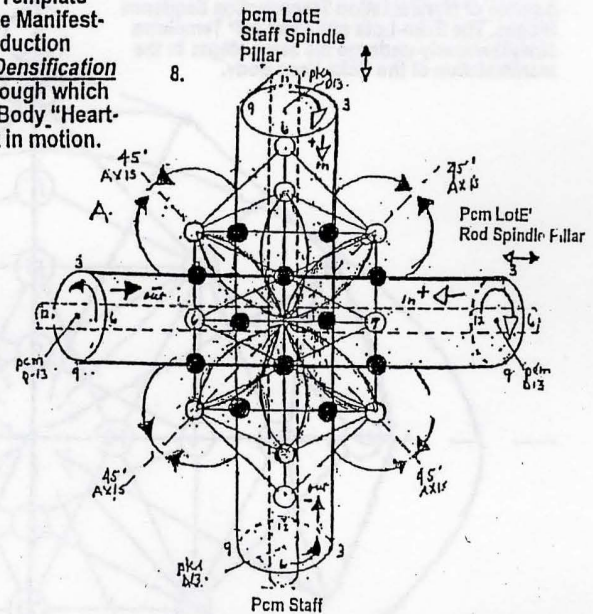
1. Ecka Monadic Beam anchors pcm LotE' "13th Central Pillar" sparking pcm Density & Primal Seed Atoms to Rotation, causing D-13/pD13 "13th Pillar" center beams to open within the LotE' Staff and Rod.
2. Opening of the D-13 Staff & Rod Standing Center Se'Ur Beams causes the Pcm LotE' 12 Reuche Pillar Se'Urs to anchor through the core Reuche templates of the 5 Density Shields forming the pcm Density & pcm primal Reuche central Spindles to form within the pcm LotE' template.
3. The D-13 ccw pcm Density Monad causes the vertical Staff Spindle to spin cw; cw staff spindle spin causes the Density 4-1 shields to spin cw. The D-13 cw pKA Ethos Monad causes the Ethos shield at Signet-1 to spin ccw.
4. The counter rotating cw Density 4-1 and ccw Dn-4 Ethos Shield spins causes the 12 standing lines of the Staff Reuche Spindle to polarize, forming 24 electromagnetic standing Reuche spindle lines; 12 spinning cw with the Density 4-1 shields, 12 spinning ccw with the Ethos DN-4 Shield.
5. The counter rotating sets of vertical Staff Spindle lines creates a rotating Se'Ur pillar of cw/ccw em force around the stationary standing center Staff D-13 Se'Ur pillar Staff; this is the Staff Spindle Pillar.
6. The Rod central D-13 Se'Ur pillar undergoes the same "spindling" process, forming the horizontal Se'Ur pillar of em force spinning around the stationary D-13 Rod Se'Ur pillar. This is the Rod Spindle Pillar.



4., 5., 6. & 7.



Spin of the Ecka Reuche vortices anchors the Monadic Beam Sha-LA-a "13th Pillar" within the Veca Body Template Initiating the Manifestation Transduction Sequence Densification Phases through which Ecka-Veca Body "Heart-Beat" is set in motion.



8. The Rotating Staff and Rod electromagnetic Spindle pillars intersect at 90° at the pcm primal shield & Azure seed atom point. Intersection of the Rod & Staff Spindle pillars causes portions of the Rod & Staff currents to polarize & arc towards each other, meeting at the 45° center point of the arc to form the primary 6-petal Lotus Arc set standing wave field vertical LotE' Arc set.

7. The vertical Staff spindle pillar spins +pKA ManA Incoming frequency down from the Staff top - North & -pcm EirA outgoing frequency up from bottom-South & out Staff top. The horizontal Rod Spindle pillar spins +pKA ManA Incoming frequency in from signet 7 - East - Left & -pcm EirA outgoing frequency from signet 6 - West - Right.

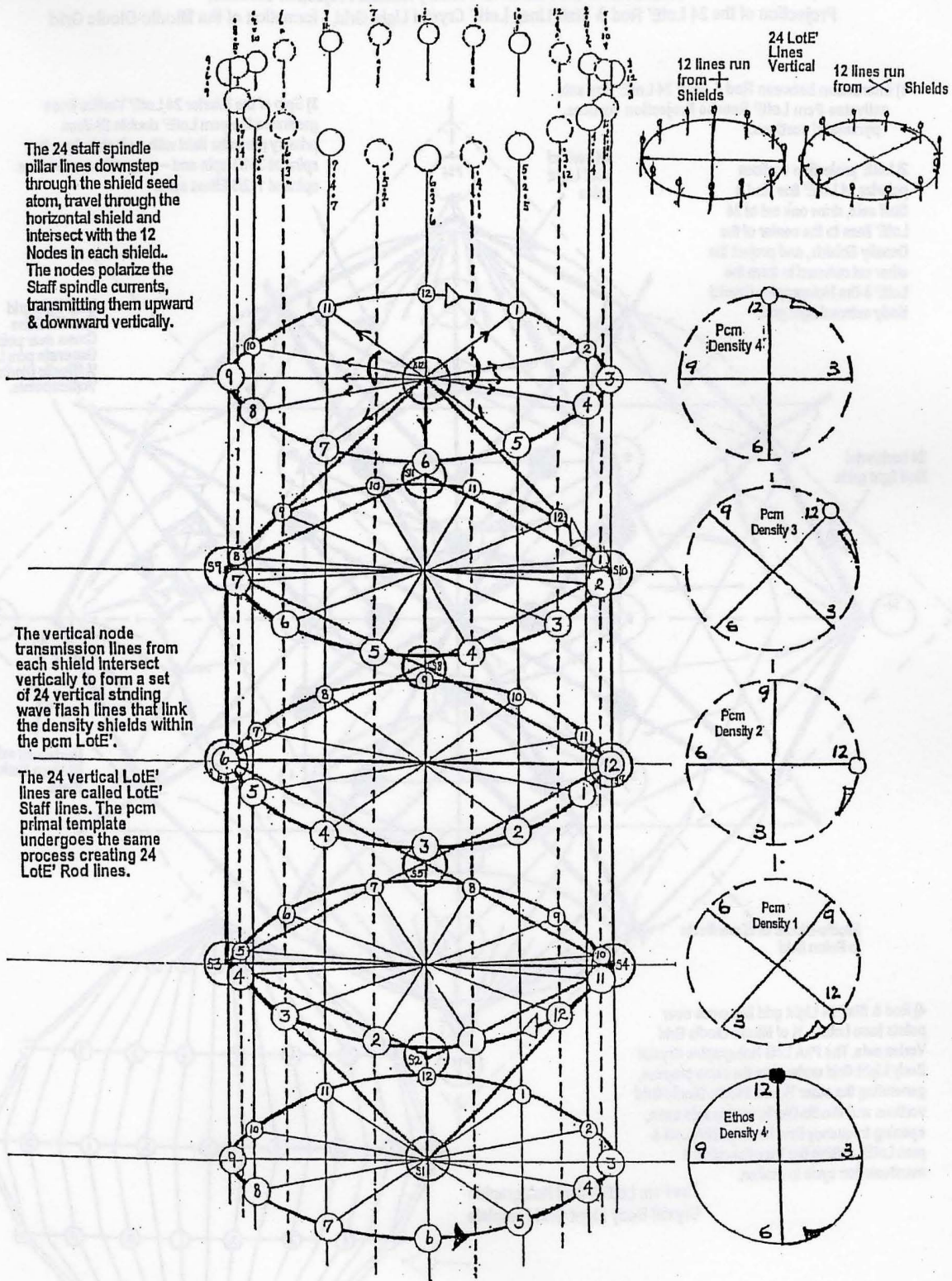
Stage-2 Ecka-Veca Body pcm LotE' MT Sequence

24 LotE' Staff & Rod lines form

The 24 staff spindle pillar lines downstep through the shield seed atom, travel through the horizontal shield and intersect with the 12 Nodes in each shield. The nodes polarize the Staff spindle currents, transmitting them upward & downward vertically.

The vertical node transmission lines from each shield intersect vertically to form a set of 24 vertical standing wave flash lines that link the density shields within the pcm LotE'.

The 24 vertical LotE' lines are called LotE' Staff lines. The pcm primal template undergoes the same process creating 24 LotE' Rod lines.

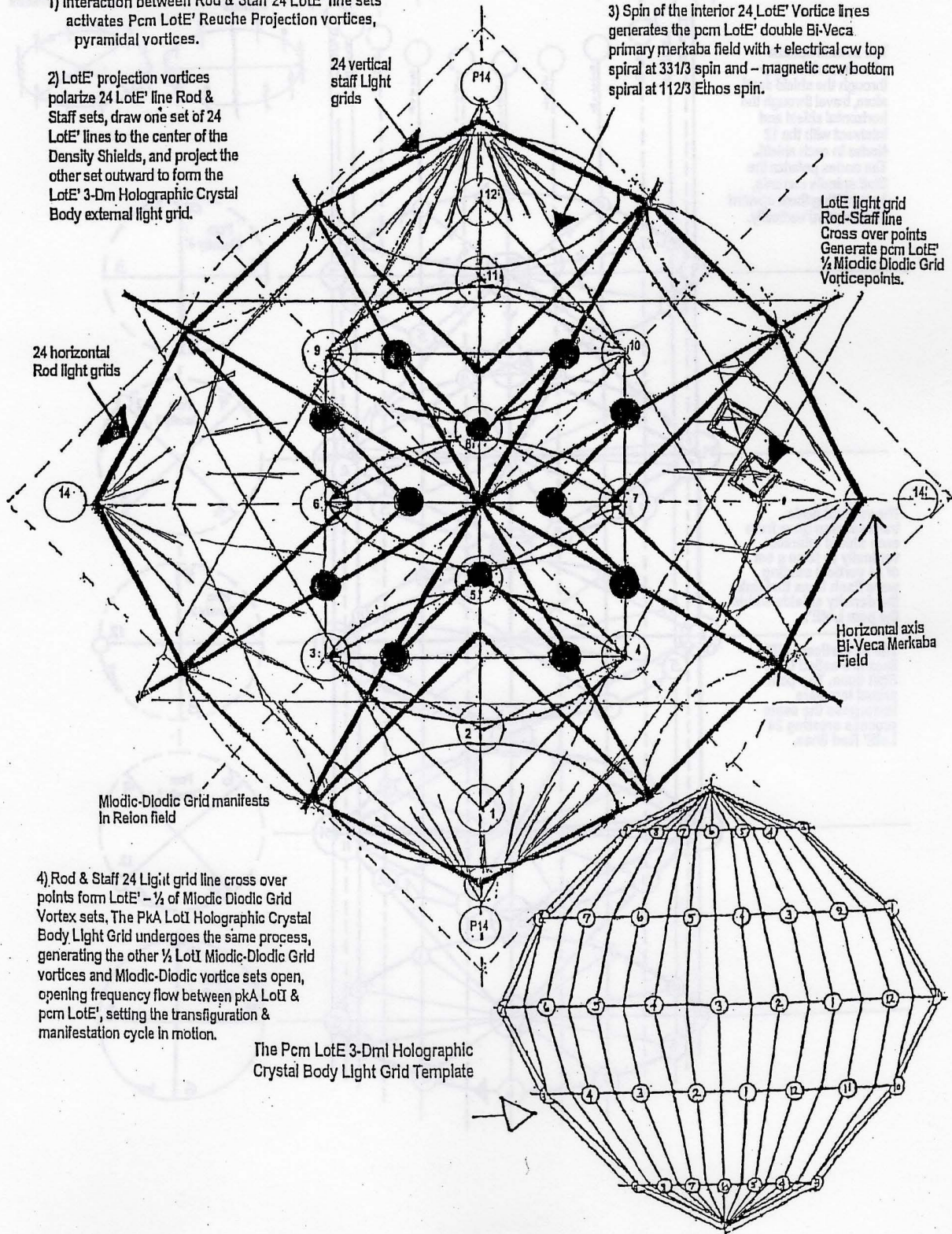


Stage 3 Ecka Veca Body Pcm LotE' M-T Sequence
 Activation of the Pcm LotE' Primary Reuche Projection Vortices,
 Projection of the 24 LotE' Rod & Staff Line, LotE' Crystal Light Grid, - formation of the Miodic-Diodic Grid

1) Interaction between Rod & Staff 24 LotE' line sets activates Pcm LotE' Reuche Projection vortices, pyramidal vortices.

2) LotE' projection vortices polarize 24 LotE' line Rod & Staff sets, draw one set of 24 LotE' lines to the center of the Density Shields, and project the other set outward to form the LotE' 3-Dm Holographic Crystal Body external light grid.

3) Spin of the interior 24 LotE' Vortice lines generates the pcm LotE' double Bi-Veca primary merkaba field with + electrical cw top spiral at $33\frac{1}{3}$ spin and - magnetic ccw bottom spiral at $11\frac{2}{3}$ Ethos spin.



24 horizontal Rod light grids

24 vertical staff Light grids

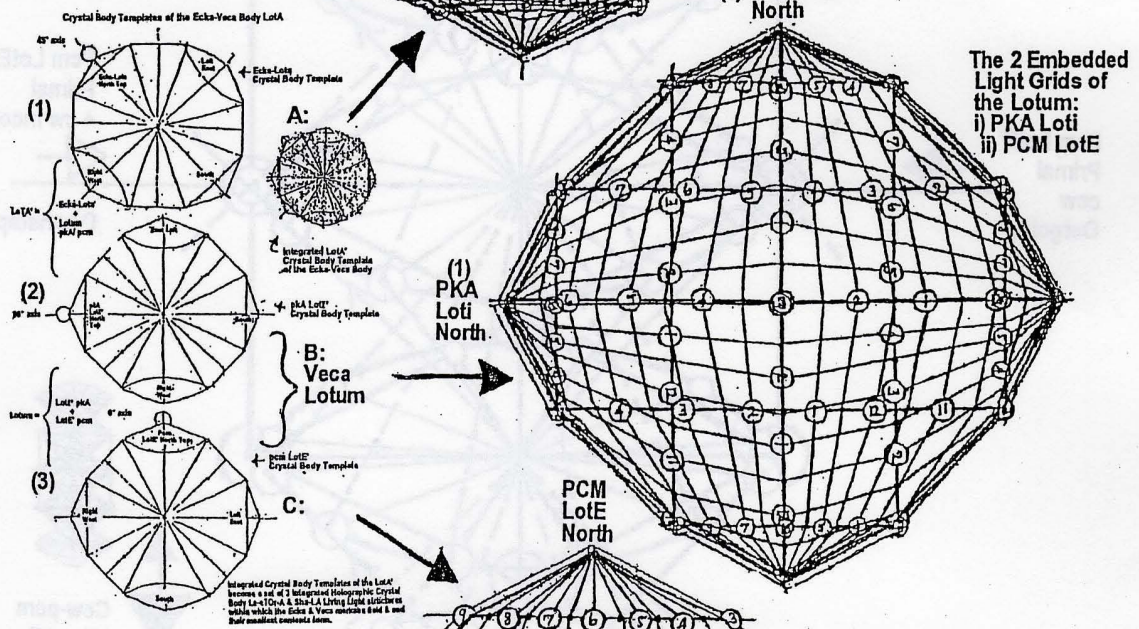
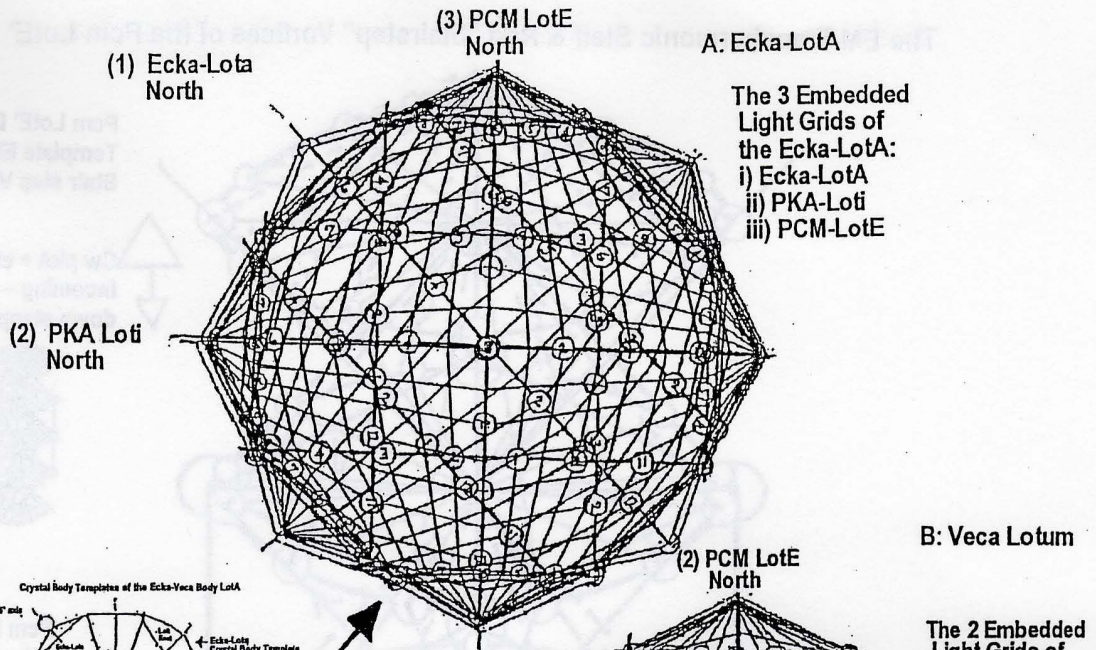
LotE light grid Rod-Staff line Cross over points Generate pcm LotE' 1/2 Miodic Diodic Grid Vorticepoints.

Horizontal axis Bi-Veca Merkaba Field

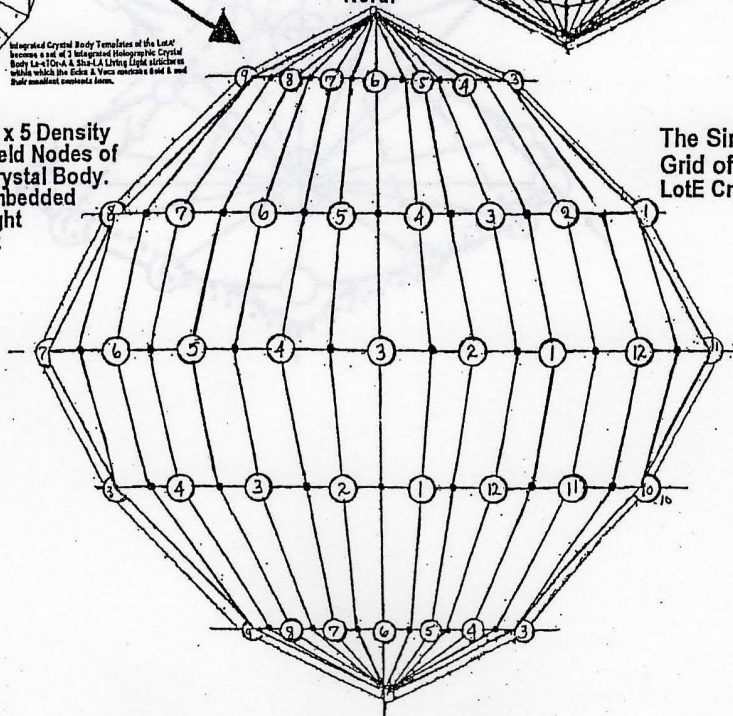
Miodic-Diodic Grid manifests in Reion field

4) Rod & Staff 24 Light grid line cross over points form LotE' - 1/2 of Miodic Diodic Grid Vortex sets, The PkA LotE Holographic Crystal Body Light Grid undergoes the same process, generating the other 1/2 LotE Miodic-Diodic Grid vortices and Miodic-Diodic vortice sets open, opening frequency flow between pKA LotE & pcm LotE', setting the transfiguration & manifestation cycle in motion.

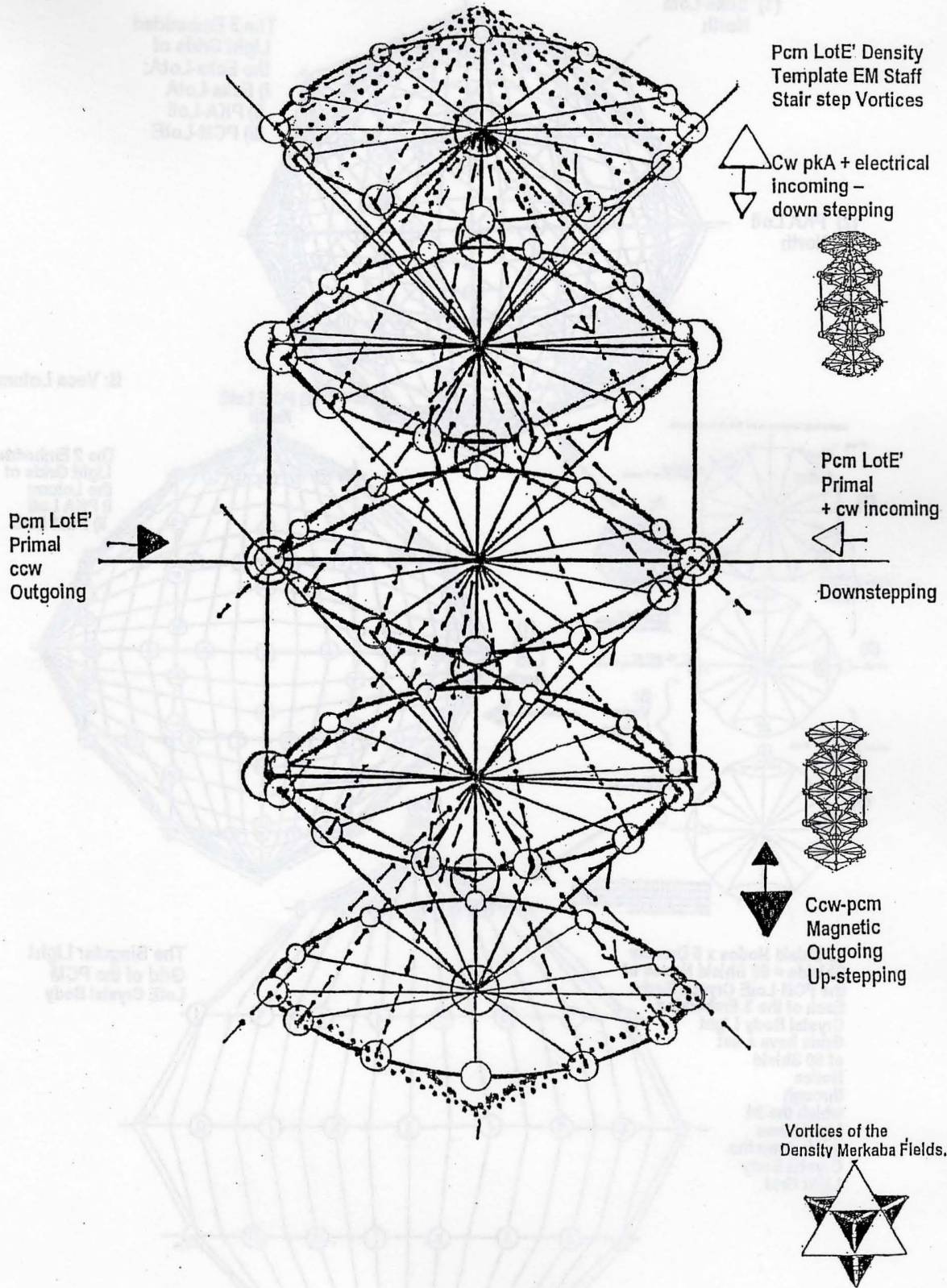
The Pcm LotE 3-Dm Holographic Crystal Body Light Grid Template



12 Shield Nodes x 5 Density Shields = 60 Shield Nodes of the PCM LotE Crystal Body. Each of the 3 Embedded Crystal Body Light Grids have a set of 60 Shield Nodes through which the 24 Light Lines arc to form the Crystal Body Light Grid


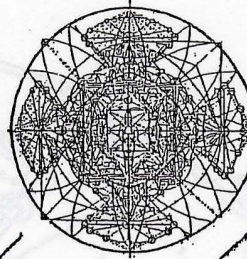


The EM Transharmonic Staff & Rod "Stairstep" Vortices of the Pcm LotE'



The Interface of Pcm LotE' Transharmonic Density Vortices – forming the Rod and Staff Currents and Crystal Body Grid

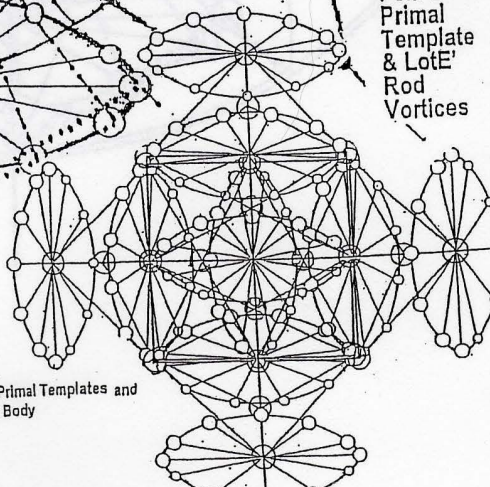
Pcm LotE' Density Template & LotE' Staff Vortices



Pcm LotE' Primal Template & LotE' Rod Vortices


Pcm LotE' Primal

Interface of the Pcm LotE' Density and Primal Templates and "Stairstep" Vortices In the Ecka-Veca Body



Pcm LotE' Density Template EM Staff Stair step Vortices

The Manifest Pcm Physical Body
and The Pcm LotE' Ecka Veca Body Holographic Crystal Grid and Vortices



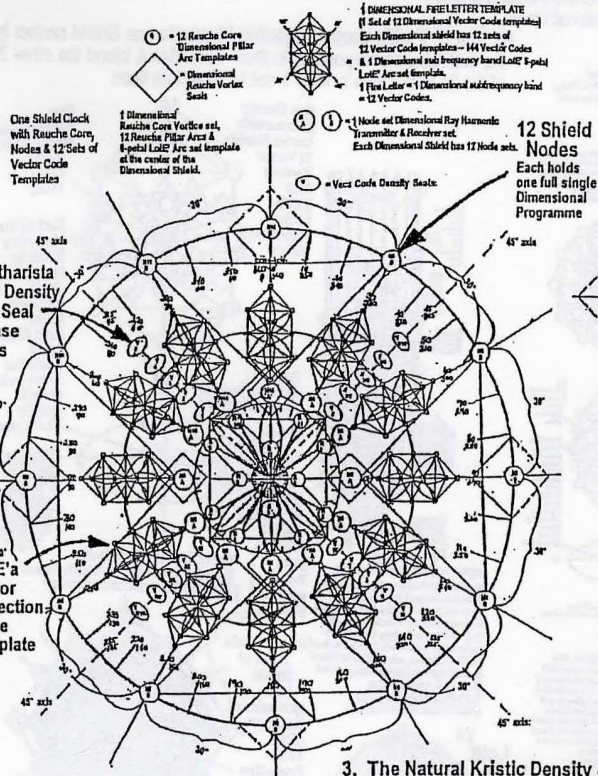
Pcm Density-4
Avatar Self at center

SHIELD CLOCK PROJECTION TEMPLATE of the ECKA-VECA LotA CRYSTAL BODY

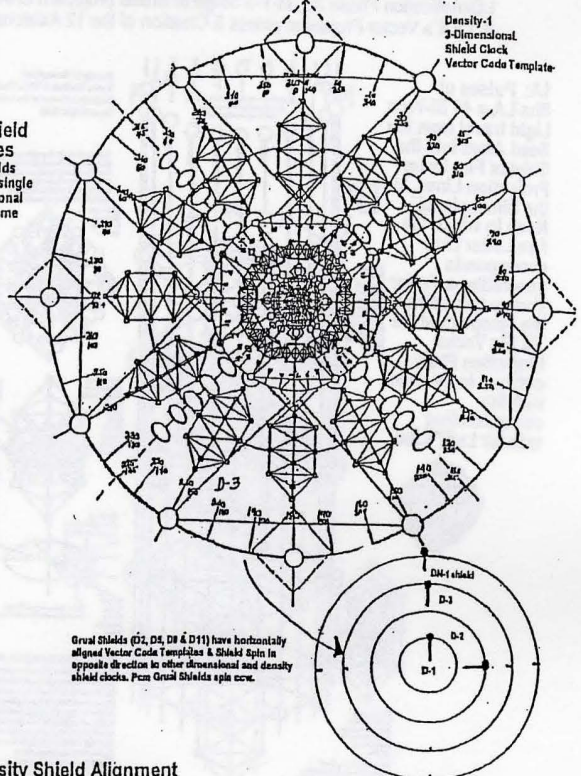
1. A Singular Dimensional Shield Clock Template

2. One Dimensional Density Shield Clock Template

Vector Code Projection Template of Shield Clocks



One 3-Dimensional Vector Code Shield Clock Template

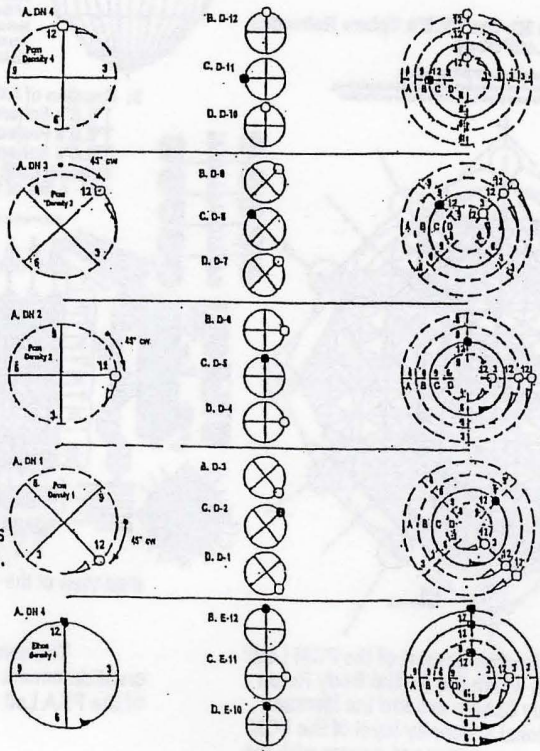


3. The Natural Kristic Density Shield Alignment and the PCM LotE'

Density and Dimensional Shield Clock Alignment of the Pcm D-12 Kathara

The Density & Dimensional Shields called "Shield Clocks" are Scalar-Standing-Wave Discs composed of an intricate network of Keylon (Standing-Wave) arrangements that hold a replicate of the mathematical Krist Code programmes of the Dimensional & Density Fire Letters and Fire Letter Sequences (dimensional sub-frequency band standing-waves that form the 12 Fire Letter Sets of which each Dimension is composed) as they exist within the Ecka Base Shield.

Each Shield Clock serves as the Projection Template through which Primal Life Force and Ecka Life-Source Currents flow (pulse), carry the Single-Phase Shield programmes into Multi-Plane manifest expression.



Activation of Fire Letters and Code Sets allows the corresponding multi-dimensional Life-Force & Life-Source Currents to begin circulation between the Ecka Base Shield and the various manifest aspects of the Ecka-Veca Crystal Body and its physical expression.

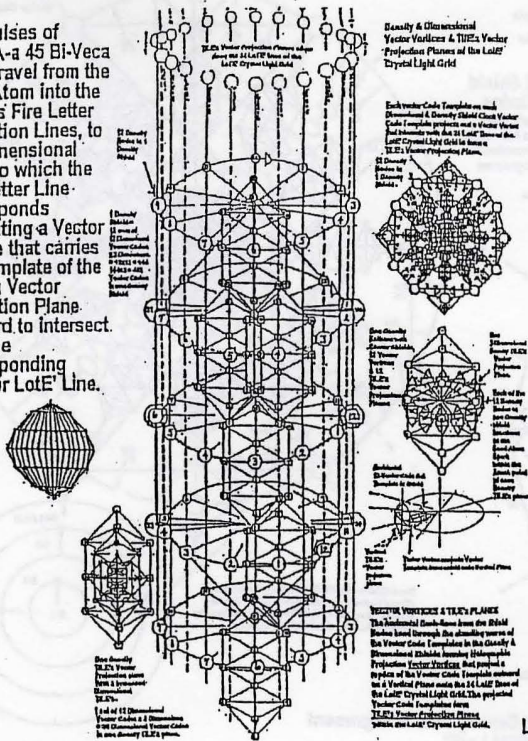
The Density Shield Clocks of the LotA serve as the immediate Template through which the T'ILE'a Spherical Refraction Screens of the LotA Crystal Body are formed.

The Density Shield Clocks serve as "Frequency Mixers" that polarise and re-combine the Dimensionalised 15 Ray Currents of Veca Density and Primal Systems.

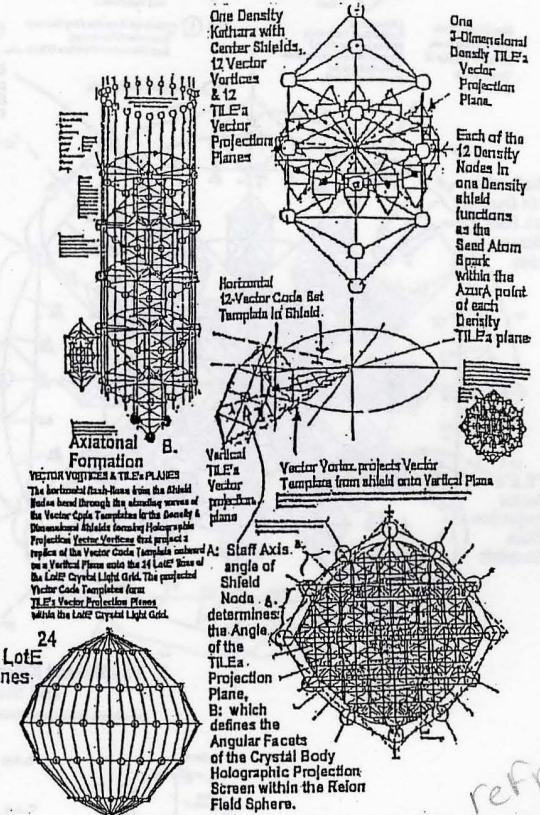
DENSIFICATION PHASE 3C & 3D: VECTOR VORTICES, T'ILE'a VECTOR PROJECTION PLANE, AXIOM LINE FORMATION & GENERATION of the T'ILE'a SPHERE REFRACTION SCREEN of the LotA CRYSTAL BODY

1. Densification Phase 3C, M-T-S Stage 5: Shield projection of the Vector Vortices & T'ILE'a Vector Projection planes & Creation of the 12 Axiom Lines.

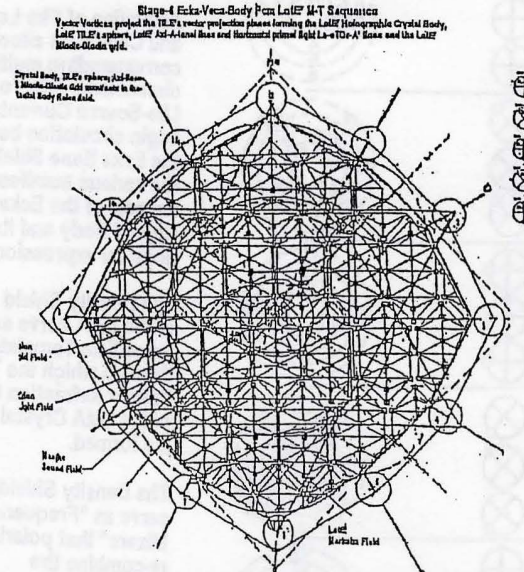
1A: Pulses of Sha-LA-a 45 Bi-Veca Light travel from the Seed Atom into the Shields Fire Letter Projection Lines, to the Dimensional Node to which the Fire Letter Line corresponds generating a Vector Vortice that carries the Template of the T'ILE'a Vector Projection Plane outward to intersect with the corresponding exterior LotE' Line.



1B: The 12 T'ILE'a Vector Projection Planes in one Shield anchor in the LotE' Line corresponding to their 12 Nodes & blend the other 22 of the 24 LotE' Lines to form 1-set of 12 Axiom Lines

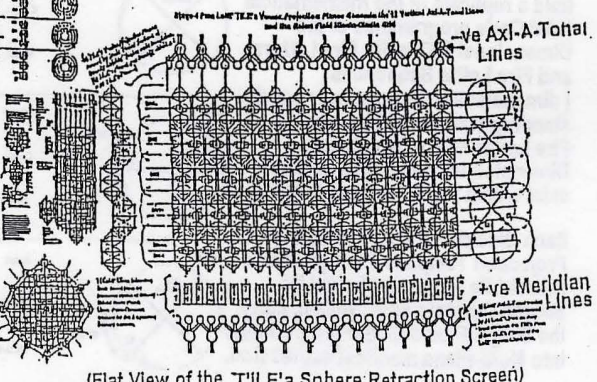


2: Densification Phase 3D: The T'ILE'a Sphere Refraction Screen of the PCM LotE' Body



The T'ILE'a Sphere Refraction Screen of the PCM LotE' Crystal Body manifests within the Radial Body Relion Field (outer Radial Body Sphere around the Merkaba Field) of each Dimensional & Density level of the PCM LotE' Crystal Body. The same process occurs with the Loti and Lota Crystal Bodies.

3: Creation of Axiom & Meridian 12-Line Sets In T'ILE'a Sphere Refraction Screen: The Interwoven T'ILE'a Projection Plane of the LotE' Crystal Body T'ILE'a Sphere Refraction Screen blends the 24 PCM external LotE' Lines in to a Set of 12 Axiom Lines and a Set of 12 Meridian Lines:



(Flat View of the T'ILE'a Sphere Refraction Screen)

The same process of Axiom & Meridian Line creation occurs in the T'ILE'a Sphere Refraction Screens of the PKA Loti and Ecka Lota Crystal Bodies.

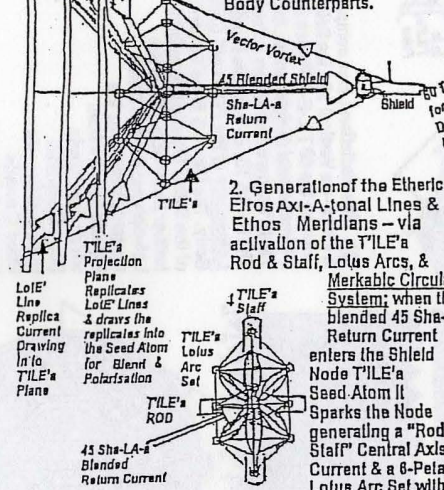
DENSIFICATION PHASE - 3D: STAGE 6 of the MANIFESTATION-TRANSDUCTION SEQUENCE

Stage - 6 PCM LotE' T'ILE'a Vector Projection Planes Generate the Vertical Axl-A-Tonal & Meridian 12-Line Sets; Formation of the LotE' Etheric Bodies & EIROS Axl-A-Tonal & ETHOS Meridian Line Sets

NOTE: Sha-La Is Polarised Le-AdOR-A 33 1/3+ve/11 2/3-ve. Ethos/Eiros Etheric
 Le-eTOR-A Current Is 45 Tri-polar Ecka Atomic
 Sha-La-a Current Is 45 Bi-polar Etheric Atomic Parallel Ecka Le-AdOR-A 33 1/3 Ethos Etheric
 Ecka Le-eTOR-A 11 2/3 - Ecka PCM-Atomic

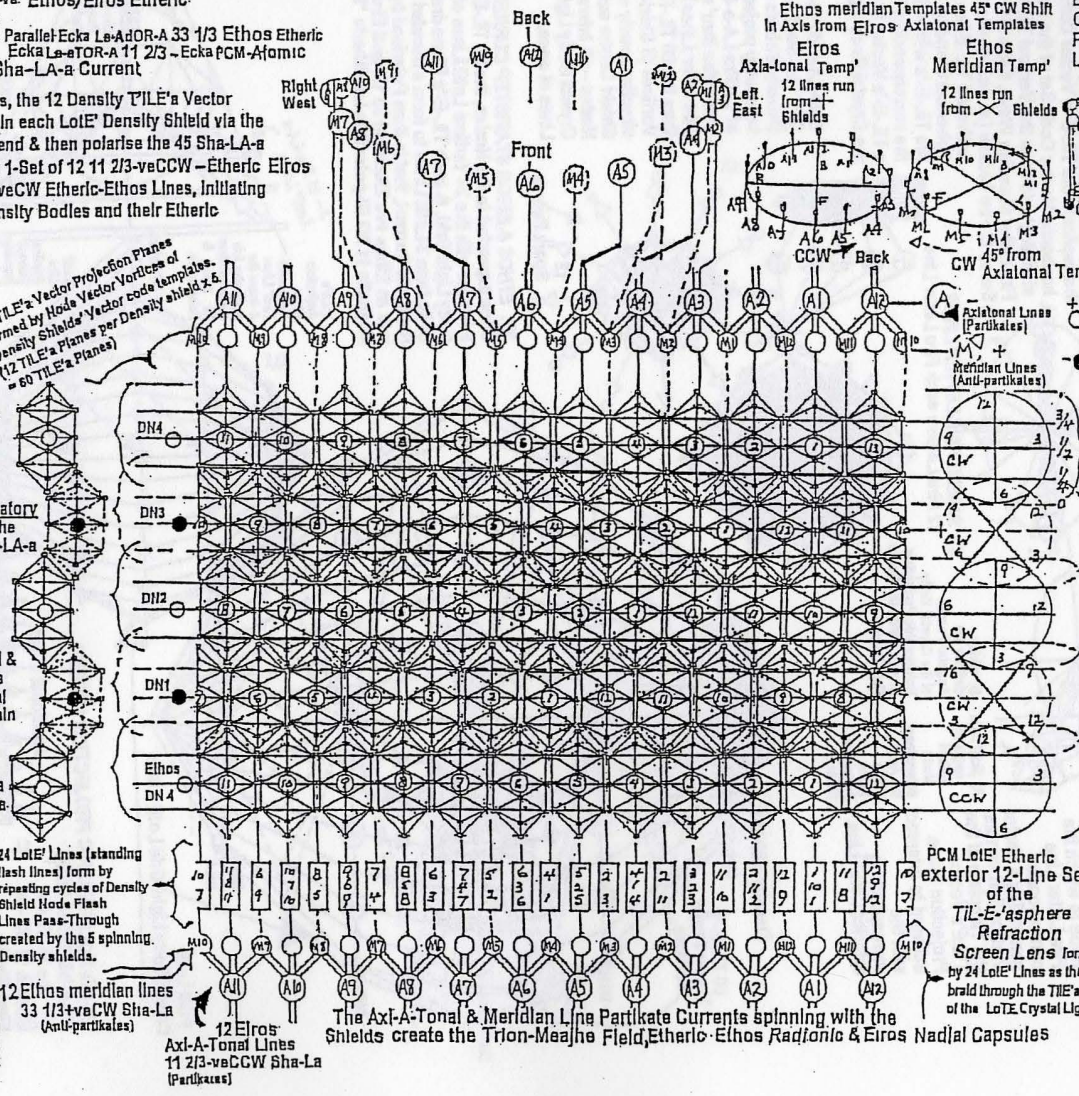
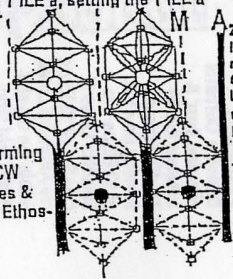
1. T'ILE'a Plane LotE' Line Blending & the 45 Sha-LA-a Current

Upon Intersecting with the 24 external LotE' Lines, the 12 Density T'ILE'a Vector Projection Planes emanating from the 12 Nodes in each LotE' Density Shield via the Vector Vortices replicate, draw-in, blend & then polarise the 45 Sha-LA-a replicate LotE' Lines creating 1-Set of 12 11 2/3-veCCW - Etheric Elros Axlational Lines & 1-Set of 33 1/3+veCW Etheric-Ethos Lines, Initiating creation of the PCM LotE' Density Bodies and their Etheric Body Counterparts.



Projection Plane. Activation of the T'ILE'a Vector Lotus Flow causes the 45 Sha-LA-a Current to polarise into a 33 1/3+veCW & 11 2/3-veCCW Sha-La Current which steps up & down through the Kalhara Signet centres of the T'ILE'a, setting the T'ILE'a Merkabic circulatory system in motion.

The Bi-polar Sha-La "stair-step" currents circulate through the T'ILE'a Merkabic Circulatory System forming 1-Set of 12 - 11 2/3 CCW Elros Axlational Lines & 1-Set of 12 33 1/3 CW Ethos-Meridian Lines.



24 LotE' Lines (standing dash lines) form by repeating cycles of Density Shield Node Flash Lines Pass-Through created by the 5 spinning Density shields.

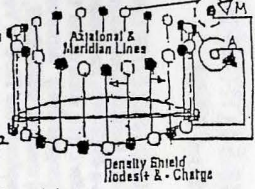
12 Ethos meridian lines 33 1/3+veCW Sha-La (Anti-partikates)

12 Elros Axl-A-Tonal Lines 11 2/3-veCCW Sha-La (Partikates)

The Axl-A-Tonal & Meridian Line Partikate Currents spinning with the Shields create the Trion-Mealhe Field, Etheric-Ethos Radionic & Elros Nadjal Capsules

-veAxl-A-tonal & +ve Meridian Lines Spin Singly in assigned polarity direction with the Shields
 Axl-A-tonal Lines with the CCW Ethos-Shield
 Meridian Lines with the CW-PCM Density Shields

The Ethos-Meridian and Elros-Axlom Etheric Currents form via T'ILE'a Plane Polarisation of LotE' Line Replicate Currents



Elros Partikate Ethos Anti-Partikate units & currents:

The Sha-La 11 2/3 - CCW Axlational Etheric-Ethos currents are composed of Partikate Sparks (Shaddom Sparks)

The Sha-La 33 1/3 +veCW Etheric-Ethos currents are composed of Anti-Partikate Sparks (Shadd Sparks).

Partikate Currents from the Density Shield-Axlational & Meridian Lines step down through the Dimens' Shields to form the Ionic Partikate currents of which the Dim' Etheric-Ethos Radi's & Etheric-Elros Nadis 12-Line Sets are formed.

PCM LotE' Etheric exterior 12-Line Sets of the T'ILE'a spheres Refraction Screen Lens formed by 24 LotE' Lines as they braid through the T'ILE'a Planes of the LotE' Crystal Light Grid.

THE PCM LOTE TIL-E-'ASPHERE LENS & D-13.5 LOTOSPHERE

[Detail Densification Phase 3C & 3D, M - T - S Stages 5 & 6]

A & B

Pulses of Sha-LA-a 45 Bi-Veca Light travel from the Seed Atom into the Shields Fire Letter Projection Lines, to the Dimensional Node to which the Fire Letter Line corresponds generating a Vector Vortice that carries the Template of the TIL-E-'a Vector Projection Plane outward to intersect with the corresponding exterior LotE' Line.

Horizontal 12-Vector Code Set Template in Shield

A: Staff Axis angle of Shield Noda determines the Angle of the TIL-E-'a Projection Plane,

B: which defines the Angular Facets of the Crystal Body Holographic Projection Screen within the Reion Field Sphere.

1 Fire Letter Standing Wave

'C': SHIELD FIRE LETTER LINES

When the 5 Density Seed Atoms release their Sets of 12-Sha-LA-a 45 Bi-Veca Radiation Unit Pulses thru the Shield Fire Letter Lines, each of the 12 Spherical Standing Wave Fire Letters progressively "turns on" (from Shield Centre to outer Nodes) creating, within itself, a Template of Radiation Units that replicate the TIL-E-'a Vector Code Set of the Shield; the horizontal Vector Code Set of the Shield is thus projected at 90 deg's. to form the Vertical TIL-E-'a Replica within the Fire Letter Standing Wave. Each Shield Fire Letter Line has a Set of 12 Fire Letters (v. only 6 shown). The "Chain" of activated TIL-E-'a - Encoded Fire Letter Spherical Standing Waves rotate around the TIL-E-'a within them due to the spin of the corresponding Node, thus generating a TIL-E-'a Vector Projection Vortex within the Crystal Body Light Grid.

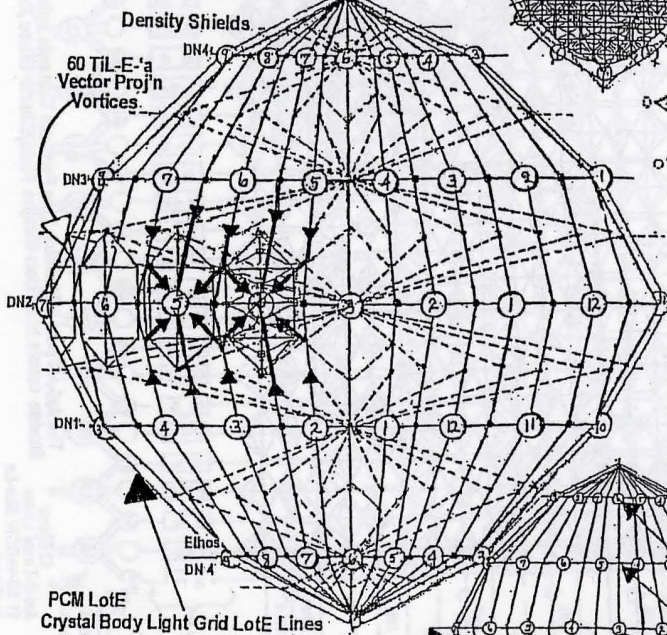
12 SHIELD FIRE LETTER LINES
 12 Fire Letters each Fire Letter Line

SHA-LA-a-45 12-SPARK-PULSES

'D': The Seed Atoms of the 5-Density Shields each simultaneously project outward a Set of 12 Sha-LA-a-45 Spark Pulses, one Pulse thru' each of the 12 Fire letter Lines in each Shield, thus the 60 TIL-E-'a Vector Proj'n Vortices (5 Shields x 12 Vortices) simultaneously expand from the Shield Centre outward to the Nodes - all intersecting with the Crystal Body Light Grid LotE' Lines at once.

'E': ETHOS & EIROS STAIRSTEP CURRENTS

Once expanded to the Nodes, the 60 TIL-E-'a Planes Interface with the 24 Vertical LotE' Lines of the Crystal Body Light Grid, & each TIL-E-'a Plane draws in Radiation Units from 3-LotE' Lines to form a blended Sha-LA-a 45 Replicate Current, that is then Polarised by the TIL-E-'a into an Ethos +ve Electrical 33 1/3 and Eiros -ve Magnetic 11 2/3 Bi-polar Sha-La Etheric "Stairstep Current"



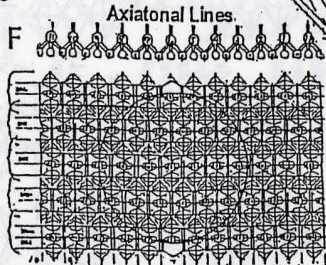
TIL-E-'a Projection Plane Replicates LotE' Lines & draws the replicates into the Seed Atom for Blend & Polarisation

3-45 Sha-LA-a LotE' Lines

5 Shields
 45 Blended Sha-LA-a Replicate Current
 Vector Vortex
 Sha-LA-a Replicate Current
 Shield

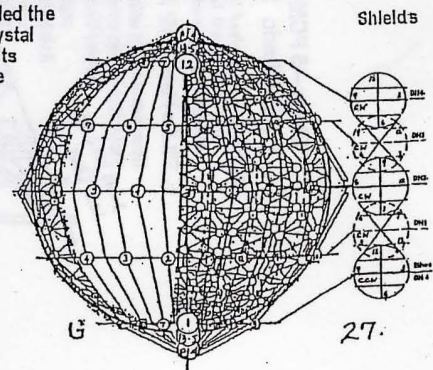
TIL-E-'a HOLOGRAPHIC PROJECTION SCREEN
 TIL-E-'a ASPHERE LENS

'F': The 33 1/3 +ve Ethos & 11 2/3 -ve Eiros Sha-La Stairstep Currents circulate thru' & between the 60 TIL-E-'a Planes forming One Set of 12 Ethos +ve Meridian Lines & One Set of 12 Eiros -ve Axiational Lines within the Crystal Body Light Grid. The 60 TIL-E-'a Planes, with their corresponding Etheric Ethos & Eiros 12-Line-Sets, collectively form the TIL-E-'a Holographic Projection Screen of the PCM LotE.



'G': The Radiation Lines comprising the Polarised Currents of the Ethos +ve & Eiros -ve Vertical 12-Line Sets Arc to D-13.5 Seals in the Ecka Base Shield, drawing the 60 TIL-E-'a Planes and their corresponding Line Sets into a D-13.5 3-Dimensional (height, width, depth) Spherical Radiation Matrix called a TIL-E-'asphere Refraction Screen Lens within the PCM LotE Crystal Body.

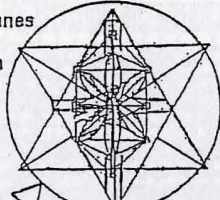
The D-13.5 TIL-E-'asphere is called the Lotosphere of the PCM LotE Crystal Body. The Ethos & Eiros Currents of the D-13.5 Etheric Lotosphere further Down-step within the Lotosphere; the +ve Ethos Currents becoming the Etheric Spectra from which the Etheric Body Blueprints form, and the -ve Eiros Currents become the Density Spectra from which the Density Currents and Atomic Matter Structure forms.



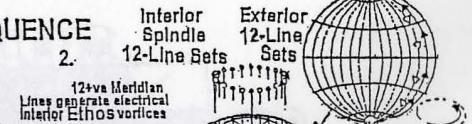
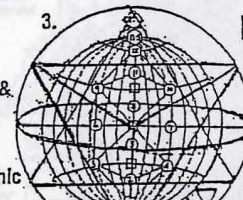
PCM LotE Crystal Body Lotosphere
 D-13.5 TIL-E-'asphere Refraction Screen Lens

DENSIFICATION PHASE - 4 : STAGE 7 of the MANIFESTATION-TRANSDUCTION SEQUENCE
 Stage - 7 T'ILE'a Vector Projection Plane Etheric Body Spheres


1. The T'ILE'a Vector Projection Planes of the T'ILE'a Sphere Refraction Screen set Density manifestation in motion through activation of the T'ILE'a Lotus Arcs, Merkabic Circulatory System & Sha-La Bi-polar Etheric Partikate Currents,



3. Together the magnetic Axiom. Sphere & electrical Meridian Sphere generate the Etheric Vortices of the Density Etheric Merkaba Fields,
 4. The points in the Shield Nodes where -ve Axi-A-Tonal & +ve Meridian lines cross thru form the Mlodic-Diodic Etheric Vortex grid of the LotE' Crystal Bodies. Radis Lines pick up the Partikate currents from the Mlodic-Diodic vortices & down-step them into Dimensional Ionic Particulate currents via Chakras & Nadis Lines

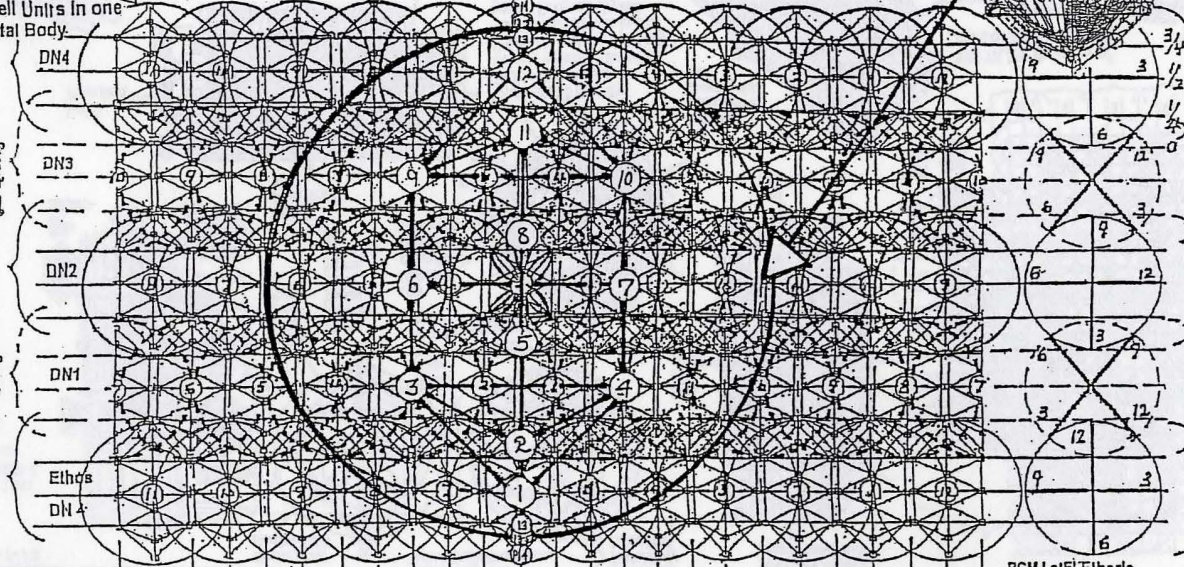


T'IL-E'asphere Refraction Screen Lens with 60 T'ILE'a Vector Projection Planes

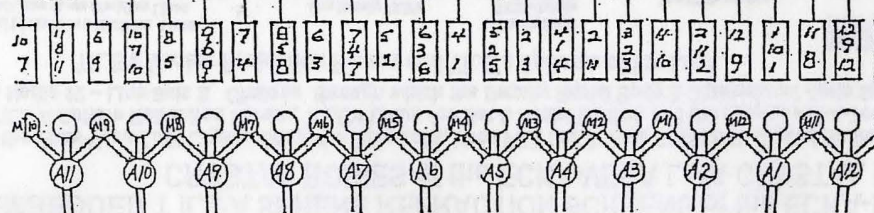


Each Density T'ILE'a Vector Projection Plane forms a T'ILE'a sphere Living Light Cell Unit called a partikate.

Radis Lines Down-step from Mlodic-Diodic Grid to Chakras, Nadis from Chakras to Atomic



24 LotE' Lines (standing flash lines) form by repeating cycles of Density Shield Node Flash Lines Pass-Through created by the 6 spinning Density shields.



PCM LotE' Etheric exterior 12-Line Sets of the T'IL-E'asphere Refraction Screen Lens

12 Elros meridian lines 33 1/3+ve CW Sha-La (Anti-partikates)

12 Elros Axi-A-Tonal Lines 11 2/3-ve CCW Sha-La (Partikates)

2. Rotation of the Density Shields causes the Reuche vortices within each T'ILE'a Plane to activate, in turn causing both Axiatonal & Meridian Line Sets to polarise & split, each forming an interior 12-Line Spindle & exterior 12-Line Set. The exterior 12-Line Sets arc to the Poles forming a spherical Axiom magnetic and Meridian electrical grid which spin with the Density Shields to become an Etheric Ethos electrical Sphere & Etheric Elros magnetic Sphere, which down-step to create the Trion-Meajhe Field, Etheric Body Ethos Radionic & Elros Nadial Etheric Capsules

The 11 2/3 -ve CCW magnetic Elros Axiom Spindle & vortices & the Ethos Meridian 33 1/3+ve CW electrical Spindle & vortices, 12-Line Sets & the 24 LotE' Line "Stair-step" Vortices Interface, forming a 21 2/3-Charge differential & a 45-Charge Sha-La-a Etheric-Atomic Current.

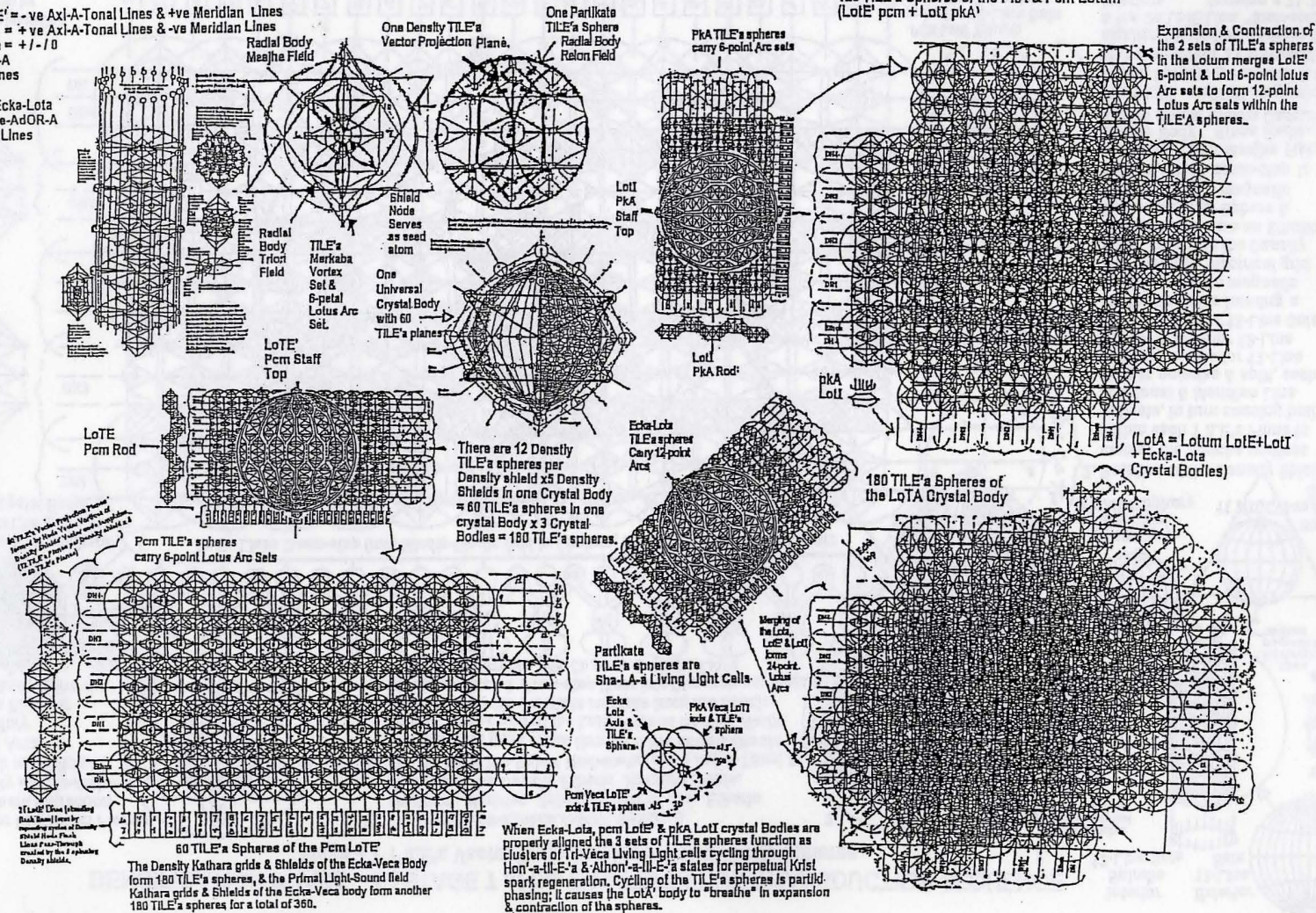
-ve Axi-A-Tonal & +ve Meridian Lines Spin Singly in assigned polarity direction with the Shields Axi-A-Tonal Lines with the CCW Ethos Shield Meridian Lines with the CW-PCM Density Shields

THE 3 – EMBEDDED TILE'A SPHERE REFRACTION SCREENS of the ECKA-LotA, PCM LotE' & PKA LotI CRYSTAL BODIES of the ECKA-VECA LotA CRYSTAL BODY

1. In the anatomy of the Ecka-Veca LotA Crystal Body, the Ecka-LotA, Veca PKA LotI & Veca PCM LotE Crystal Bodies each have the intrinsic structure of the 24 LotE' Lines, the TILE'A Sphere Refraction Screen, TILE'a Lotus Arc Set & Radial Bodies, and the Etheric Axi-A-Tonal – Partikate, Meridian – Anti-Partikate, Radis & Nadis 12 – Line Sets & Chakras through which the Density Radial Body & Dimensional Auric Spheres are generated.

TILE'a Vector Projection Planes and TILE'a Spheres of the LotA

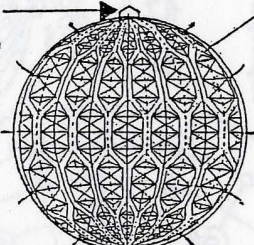
PCM LotE' = -ve Axi-A-Tonal Lines & +ve Meridian Lines
 PKA LotI = +ve Axi-A-Tonal Lines & -ve Meridian Lines
 PKI LotA = +/- 0
 Le-aTOR-A
 Axiom Lines
 &
 Parallel Ecka-Lota
 Etheric Le-AdOR-A
 Meridian Lines



The D-13.5 TiL-e-'a-Sphere Lens & the Etheric Lotosphere, Magnosphere and Electrosphere

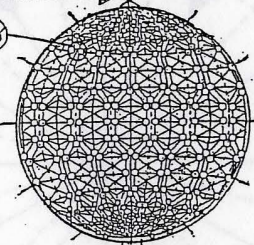
(1) D-13.5 Seal

The D-13.5 TiL-e-'aSphere Lens with its 60 TiL-e-'a Planes & -ve Eiros-Axlatonal & +ve Ethos-Meridian Etheric Current 12 Line Sets

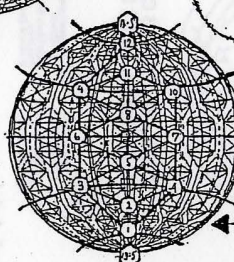


(2) D-13.5 Seal

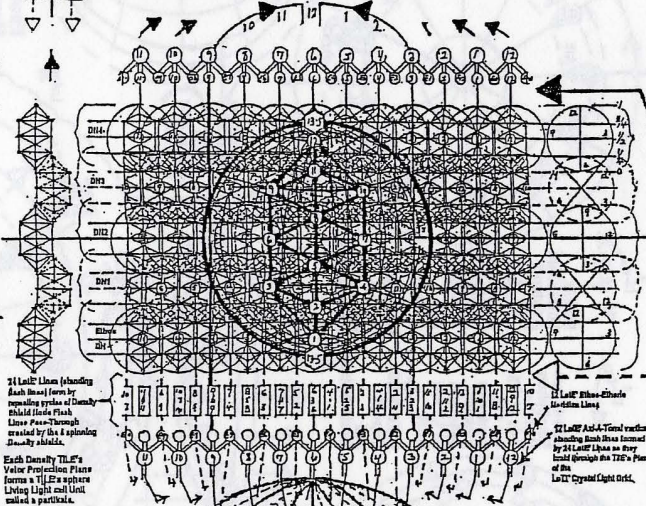
The Points on the TiL-e-'aSphere Lens where groups of 3 Signets from 3 TiL-e-'a Planes spanning 2 Density Levels meet are called Transfiguration Points & serve as energy passageways between D-13.5 Lotosphere - TiL-e-'aSphere & the Eoka-Lota & the downstepped energy body level that manifests within the D-13.5 Lotosphere



(3) Each of the 60 TiL-e-'a Planes of the TiL-e-'aSphere Lens has an internal 6-Petal Lotus Arc Set through which the TiL-e-'a Planes Phase in synchronisation to expand & contract the TiL-e-'aSphere for perpetual energy circulation. The TiL-e-'aSphere "Breathes" contracting/ inhaling/ drawing energy into the Centre Seed Atom & expands/ exhales energy out into manifestation within the Spherical boundaries of its form.



The Counter-rotating Spheres of the -ve Eiros-Axlatonal and +ve Ethos-Meridian Line Cords of the D-13.5 TiL-e-'a-Sphere generate Etheric Back-flow Reflecting Field Spark Currents as the polarised Etheric Radiation Units of the Axlatonal & Meridian Lines pass through each other and "Spark" generating reverse spin units that accrete into new Spark Currents.



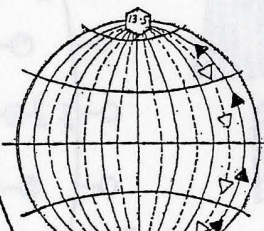
21 Level Lines (showing each level from its repeating cycle of Density Shield Hertz Flash Lines Pass-Through created by this spinning Density shield.)
Each Density TiL-e-'a Value Protection Plane forms a TiL-e-'a Sphere Living Light unit and unit and a particle.

21 Level Ethos-Meridian Lines
21 Level Ethos-Meridian Lines (showing each level from its repeating cycle of Density Shield Hertz Flash Lines Pass-Through created by this spinning Density shield.)
21 Level Ethos-Meridian Lines (showing each level from its repeating cycle of Density Shield Hertz Flash Lines Pass-Through created by this spinning Density shield.)

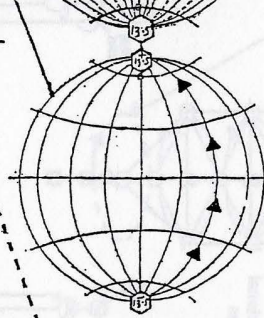
The D-13.5 LotoSphere TiL-e-'a Lens

The Axlatonal Meridian Sphere of the D-13.5 LotoSphere-TiL-e-'aSphere

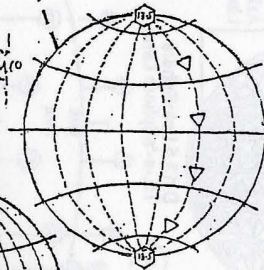
(6) Together the counter-rotating +ve Ethosphere Meridian Grid & ElectroSphere -& EirosSphere Axlatonal & Magnosphere interact to form the counter rotating fields of the 45ve LotoSphere and the 21 2/3rd +ve Manos Etheric-Atomic Backflow Currents.



(5) The Eirosphere
The -ve Eiros-Axlatonal Grid 11 2/3rd -ve CCW Eiros-Etheric Currents flow upward from bottom & circulate through Interior Staff. Eirosphere spins CCW with Ethos Shield Spin. Generates opposite spin backflow current Magnosphere & Magnosphere 11 2/3rd +ve CW Field.

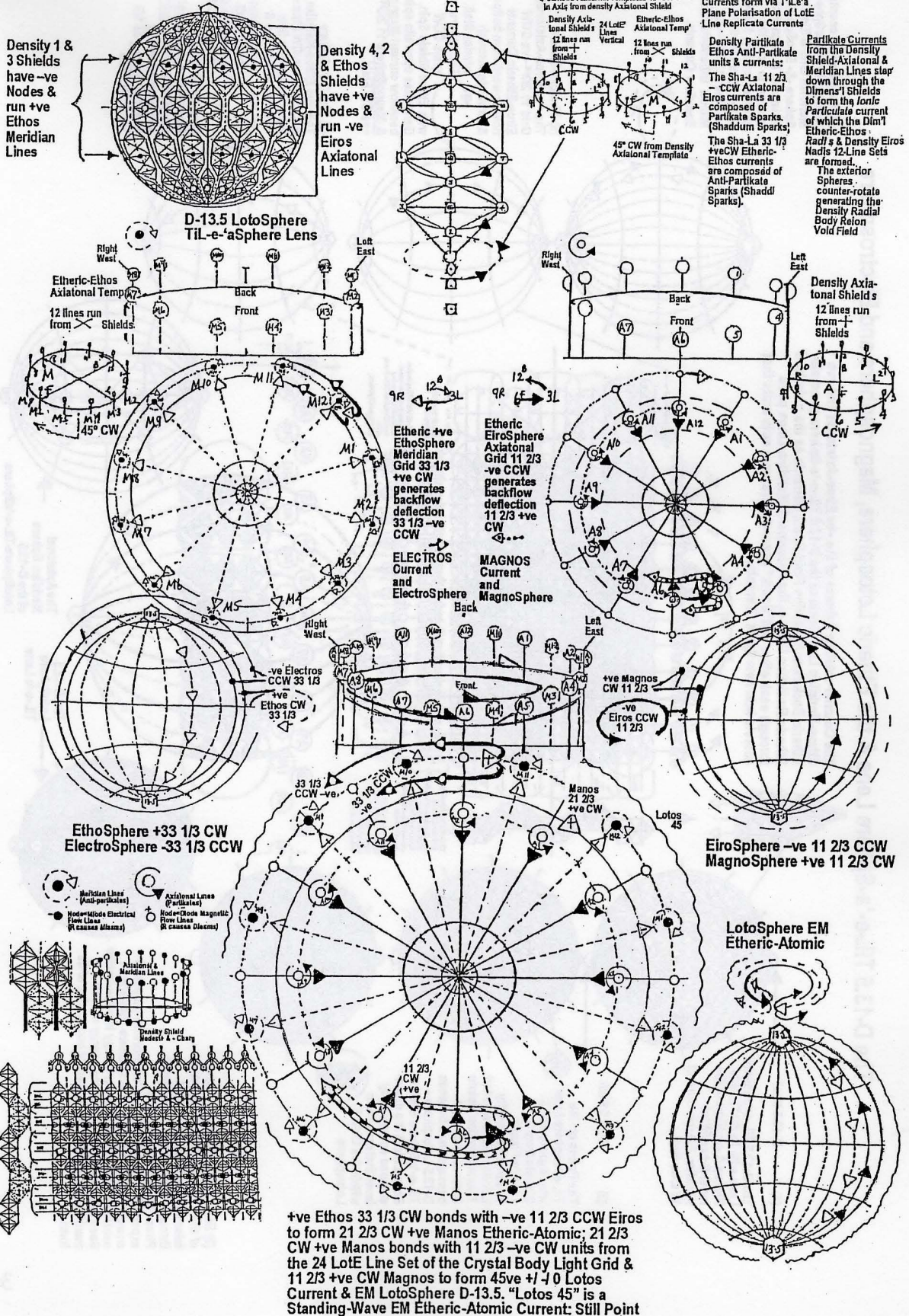


(4) The Ethosphere
The +ve Ethos-Meridian & 33 1/3rd +ve CW Ethos-Etheric Currents flow downward from top & circulate through Interior Staff. Ethosphere spins CW with PCM Density Shield Spin. Generates opposite spin backflow current Electrosphere and corresponding Electrosphere - 33 1/3 -ve CCW Field



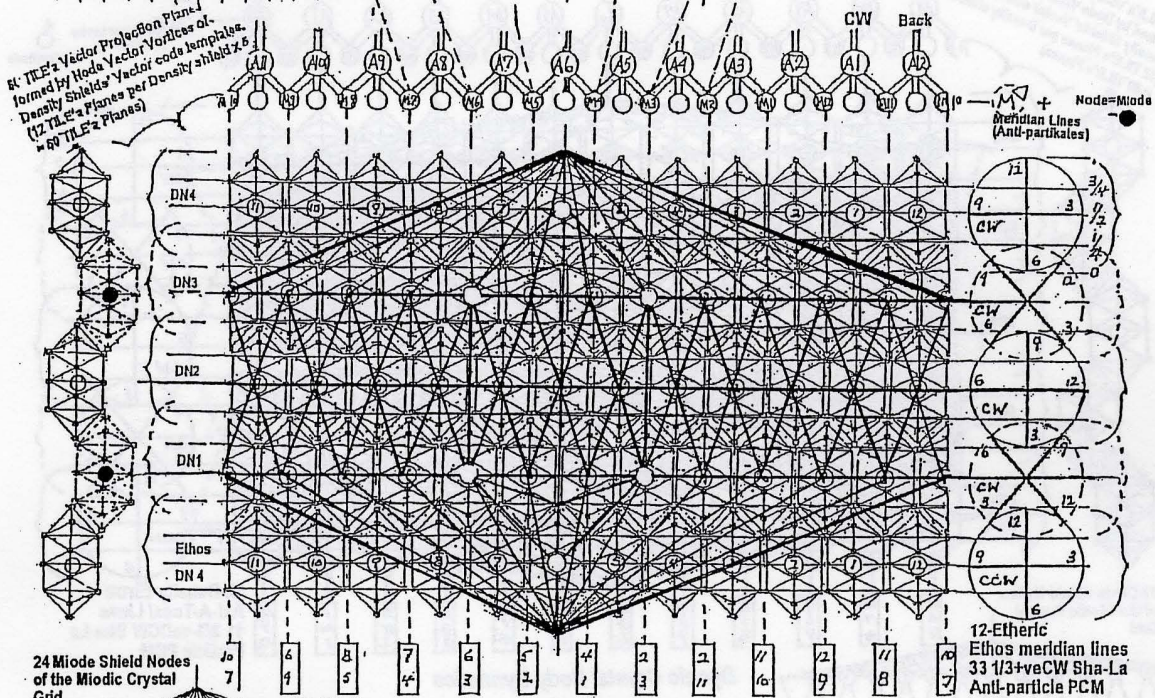
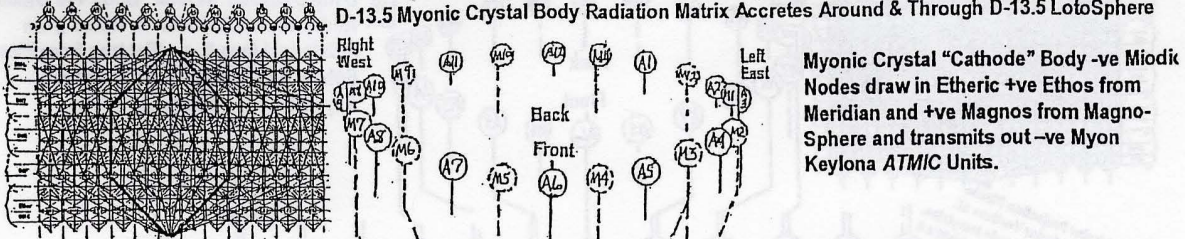
Disc 4 1:19:50

Etheric & Etheric-Atomic Spark-Pulse Currents – Ethos, Eiros, Electros, Magnos, Manos, Lotos

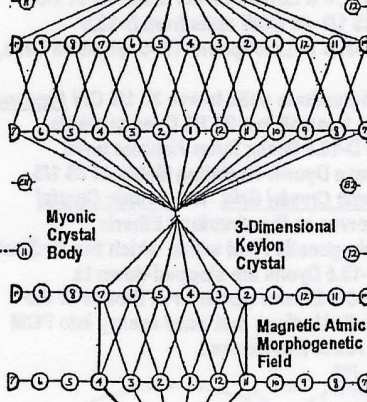


The Myonic Crystal Body & Miodic Vortex Grid

D-13.5 Myonic Crystal Body Radiation Matrix Accretes Around & Through D-13.5 LotoSphere

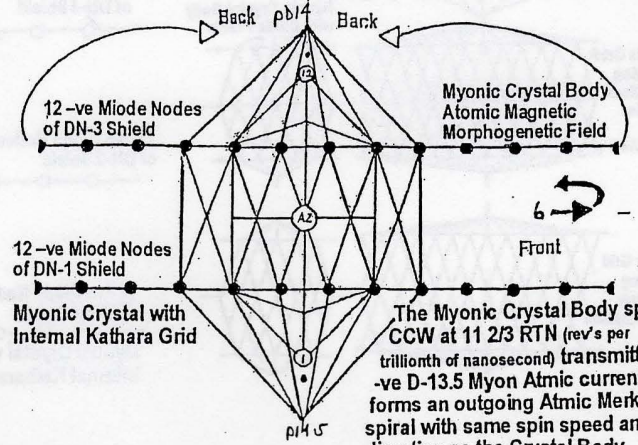
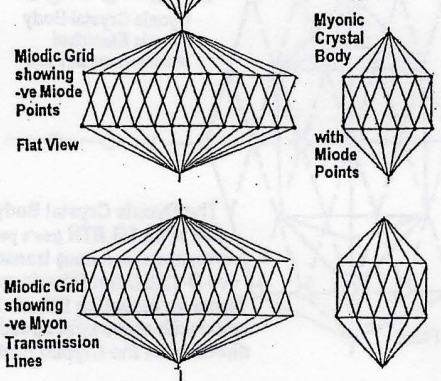


24 Miodic Shield Nodes of the Miodic Crystal Grid
Flat View



Myonic Crystal Body Dynamics

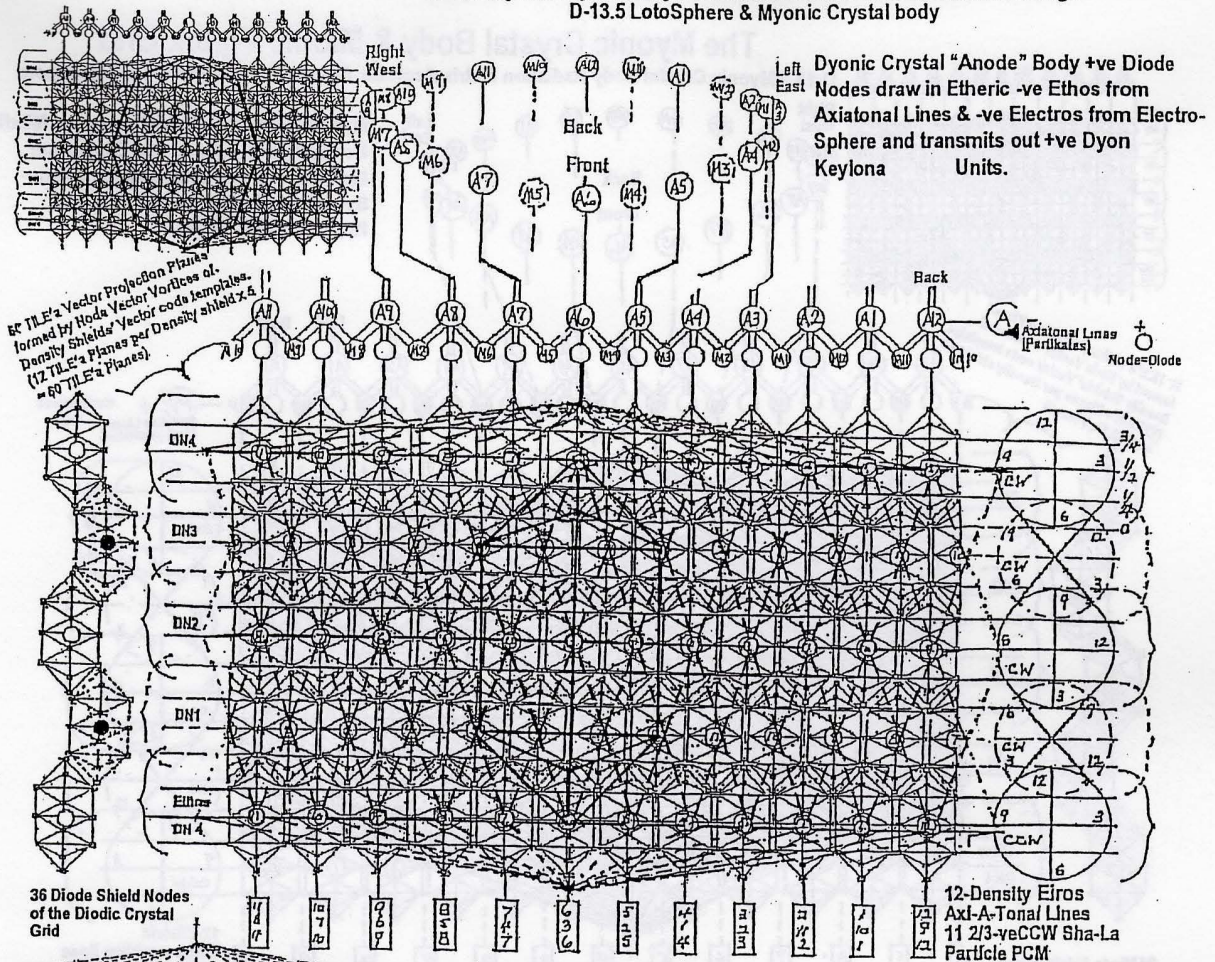
-ve PCM Node *MIODES* from the Density 1 & 3 Shields draw +ve 33 1/3 Ethos units from the Meridian Lines & 11 2/3 +ve CW units from D-13.5 MagnoSphere via the *Transfiguration Points* in LotoSphere-Til-e-aSphere Lens, converting the 11 2/3 +ve CW Etheric Magnos Partikate units to -ve 11 2/3 CCW *Keylona Atmic* Units called *MYONS*. The Miodes transmit -ve CCW Myon currents between themselves & the North/ South D-13.5 Seals; Myon *Keylona* units accrete into clusters of *Keylons* that form a Myonic Radiation Matrix of 11 2/3 -ve CCW crystalline Myons called the *Miodic Crystal Grid*. The *Myonic Crystal Body* formed through the Miodic Grid serves as the structural Atmic (Ecka-Atomic-Le-eTOR-A based) Morphogenetic Field within which the Nadial Body Capsule & Nadis Lines form, as D-13.5 Myons are stepped-down to eventually form the atomic currents of PCM manifest matter. -ve Miodes of the Miodic Grid spin CCW, generating CCW Miodic Vortices that draw energy out of Atomic manifestation and into Ecka Atmic Expression.



The Myonic Crystal Body spins CCW at 11 2/3 RTN (rev's per trillionth of nanosecond) transmitting -ve D-13.5 Myon Atmic current & forms an outgoing Atmic Merkaba spiral with same spin speed and direction as the Crystal Body.

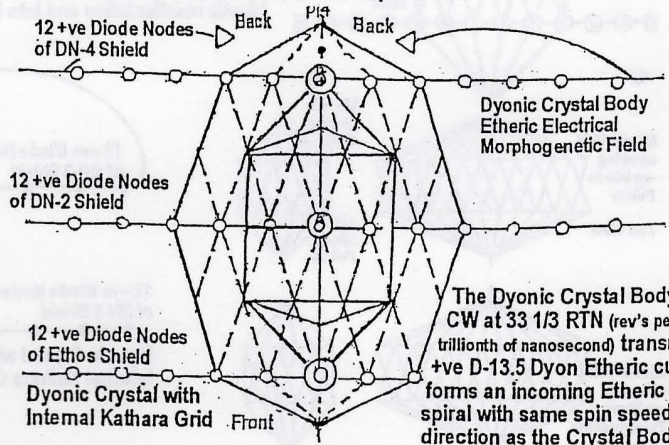
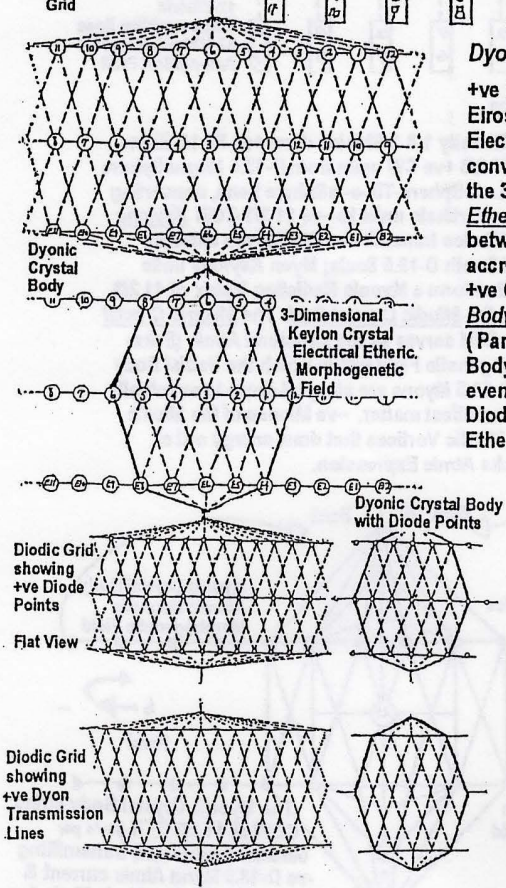
The Dyonic Crystal Body & Diodic Vortex Grid

D-13.5 Dyonic Crystal Body Radiation Matrix Accretes Around & Through
D-13.5 LotoSphere & Myonic Crystal body



Dyonic Crystal Body Dynamics

+ve PKA Node *DIODES* from the Density 2, 4 & Ethos Shields draw -ve 11 2/3 Eiros units from the Axiatonal Lines & 33 1/3 -ve CCW units from D-13.5 ElectroSphere via the *Transfiguration Points* in LotoSphere-TIL-e-'aSphere Lens, converting the 33 1/3 -ve CCW Etheric Electros Anti-Partikate units to +ve 33 1/3 CW *Keylona* Etheric Units called *DYONS*. The Diodes transmit +ve 33 1/3 Dyon currents between themselves & the North/ South D-13.5 Seals; Dyon *Keylona* units accrete into clusters of *Keylons* that form a Dyonic Radiation Matrix of 33 1/3 +ve CW crystalline Dyons called the *Diodic Crystal Grid*. The *Dyonic Crystal Body* formed through the Diodic Grid serves as the structural Etheric (Parallel Ecka Le-A-dOR-A based) Morphogenetic Field within which the Radionic Body Capsule & Radis Lines form, as D-13.5 Dyons are stepped-down to eventually form the Etheric currents of PCM Etheric matter. +ve Diodes of the Diodic Grid spin CW, generating CW Diodic Vortices that *send* energy into PCM Etheric manifestation and Parallel Ecka Atmic Expression.

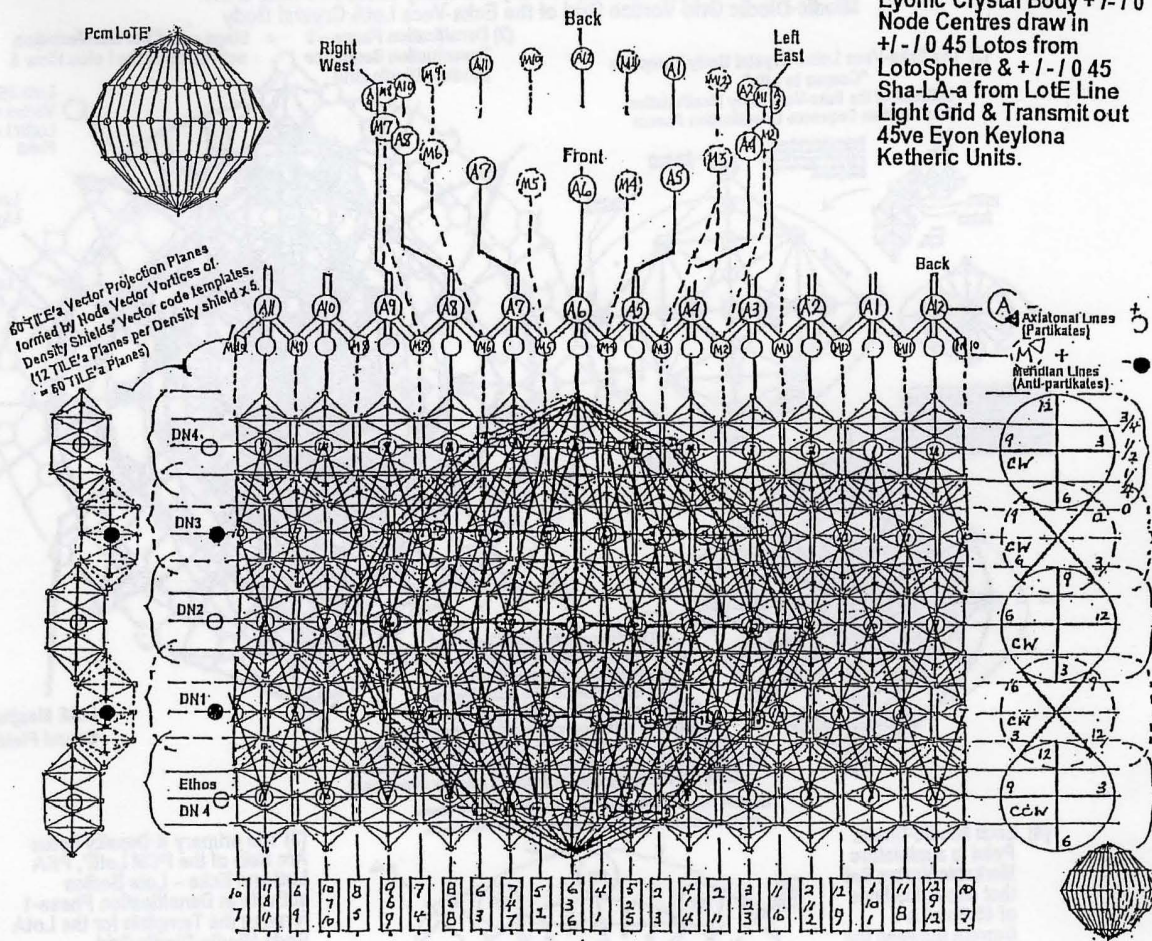


The Dyonic Crystal Body spins CW at 33 1/3 RTN (rev's per trillionth of nanosecond) transmitting +ve D-13.5 Dyon Etheric current & forms an incoming Etheric Merkaba spiral with same spin speed and direction as the Crystal Body

The Eyonic Crystal Body & Eiodic Vortex Grid

D13.5 Eyonic Crystal Body Accretion Around & Through
D13.5 LotoSphere and Myonic & Dyonic Crystal Bodies

Eyonic Crystal Body + / - / 0
Node Centres draw in
+ / - / 0 45 Lotos from
LotoSphere & + / - / 0 45
Sha-LA-a from LotE Line
Light Grid & Transmit out
45ve Eyon Keylona
Ketheric Units.



EYONIC CRYSTAL BODY DYNAMICS:

A Note about "Nodes": Shield Nodes are compound Partiki Unit Structures consisting of 2 groups of 3-Unit clusters. +ve Diode Nodes carry a +ve Electrical Charge, are composed of 2-Sets of Partiki dominant/ Particum recessive Triad clusters. A Triad cluster is 1-ve PCM Unit & 1 +ve PKA Unit that Phase together on a common Partiki + / - / 0 ve "Still Point". +ve Diodes have 2 Triad clusters each, each with 1 - 33 1/3 +ve CW PKA Unit & 1 - 11 2/3 -ve CCW PCM Unit linked through a common + / - / 0 ve Partiki Unit. -ve Miodes have 2 Triad clusters, each with 1 - 33 1/3 -ve CCW PCM Unit & 1 - 11 2/3 +ve CW PKA Unit linked through a common Partiki. +ve Diodes are thus "+ve Male Electrical Anodes" & Miodes are "-ve Female Magnetic Cathodes". The Partiki Unit "Still-Point" is the NODE or "Point of least vibration between 2 Waves".

The Eyonic Crystal Body is formed as + / - / 0 ve Partiki NODES drawn in 45 + / - / 0 ve LOTOS Units from the LotoSphere & Sha-LA-a -45 Units from the LotE Line Crystal Body Light Grid, blending the 45 + / - / 0 ve into 45 0 ve Units called EYONS. Miode & Diode Nodes transmit 45 Eyon freely between themselves forming the Eyonic Crystal Body & Eyonic Vortex Grid. The Pcm LotE Eyonic Crystal Body spins CCW with the D-13.5 MONADIC Blueprint at 45 RTN (Revolutions per trillionth of a nanosecond).

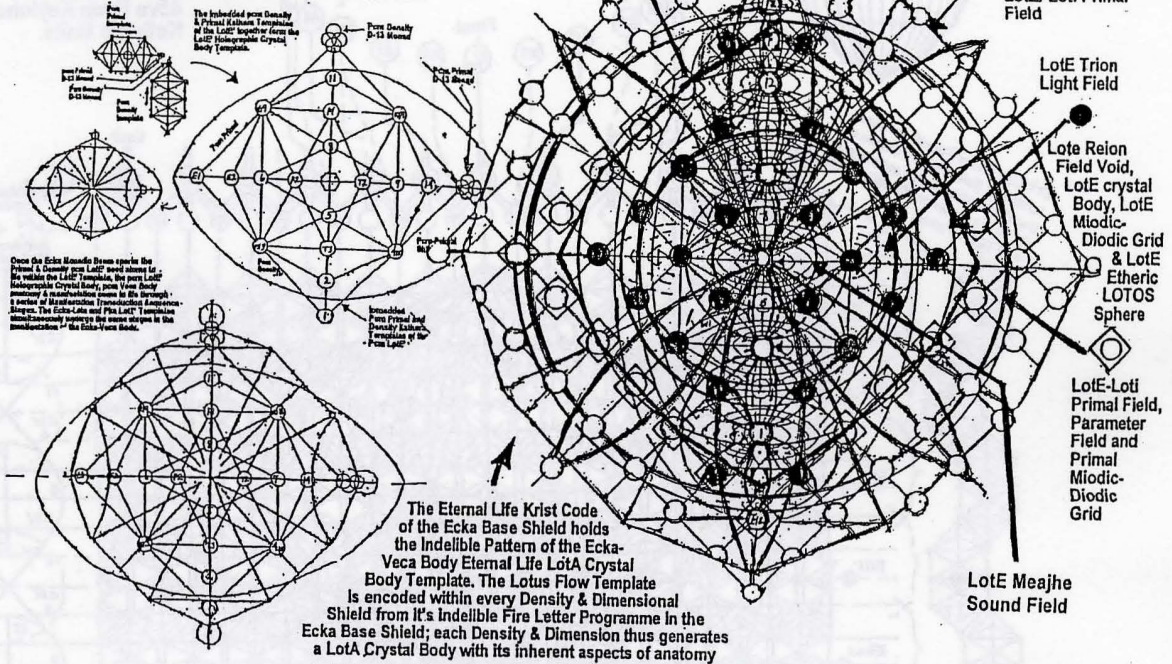
DENSIFICATION PHASE - 5: STAGE 8 of the MANIFESTATION TRANSDUCTION SEQUENCE

Stage - 8: The Density Shields, Primary & Density Lotus Arc Sets & the Miodic-Diodic Grid Vortice Grid of the Ecka-Veca LotA Crystal Body

(2) Densification Phase - 5 → Stage - 8 of the Manifestation Transduction Sequence Miodic - Diodic Grid → activation of the Lotus Flow & Miodic - Diodic Grid

(1) The Ecka-Veca Lotus Crystal Body Template "Comes to Life"

Initiation of the Ecka-Veca Body Manifestation Transduction Sequence Densification Phases

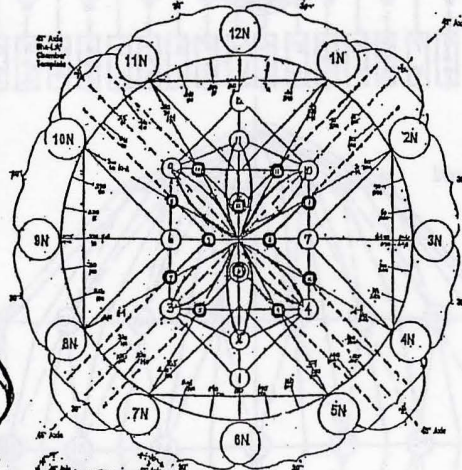


Once the Eck-Veca Body comes to life, the Primary & Density Lotus Arc Sets are activated. The Eck-Veca Body is a complex geometric structure that is initiated by the Lotus Flow Template. The Eck-Veca Body is a complex geometric structure that is initiated by the Lotus Flow Template.

The Eternal Life Krist Code of the Ecka Base Shield holds the Indelible Pattern of the Eck-Veca Body Eternal Life LotA Crystal Body Template. The Lotus Flow Template is encoded within every Density & Dimensional Shield from its Indelible Fire Letter Programme in the Ecka Base Shield; each Density & Dimension thus generates a LotA Crystal Body with its inherent aspects of anatomy

The Kristi-Kathara, 12 Reuche Pillars & Lotus Arc Shield Clock Template
All Density and Dimensional shields carry the same Kristi Code core Reuche Template.

(4) Each Miodic-Diodic Point is a miniature Merkabic Vortex Set that circulates lines of 45 Sha-LA-a Current between the Eck-Veca LotA & PCM LotE' and between the exterior Light Grid of each Crystal Body and its counterpart interior LotA Lines.



(5) THE HEART-BEAT, CIRCULATION and BREATHING of the LotA BODY

A: The onset of Partiki Phasing within the LotA Body marks the point of the LotA Body's first "Heart-Beat" (Base Pulse Rhythm of the Seed Atoms) through which the Seed Atoms begin "pumping" a perpetual supply of Sha-LA-a 45 Liquid Crystal Light Currents throughout the LotA Crystal Body

B: Through initiation of the LotA Sha-LA-a 45 "Heart-Beat" & Liquid Light Current circulation cycle, the Breathing of the LotA - expansion & contraction of the LotA Body - begins.

(3) The primary & Density Lotus Arc Sets of the PCM LotE', PKA Loti and Eck-Veca - LotA Bodies activate in Densification Phase-1 forming the Template for the LotA Body Miodic-Diodic Grid.

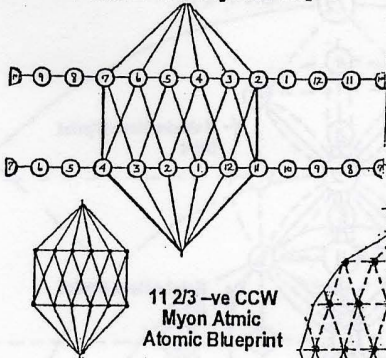
The Transmission Lines of the Density Lotus Arc Sets cross through each other and those of the Primary Lotus Arc Set, forming the Miodic-Diodic Points within the LotA Crystal Body Structure.

With activation of the LotA Reuche Vortices and forming of the 24 internal and 24 external Rod and Staff Transmission Lines, the Miodic-Diodic Sets & T'ILE'a Spheres, the Grid of the LotA Crystal Body activates, allowing the Lotus Arc Currents and 24 internal and external Rod and Staff Line Sets of the Eck-Veca, PKA Loti and PCM LotE' to interface and combine to begin the process of LotA Partiki Phasing, by which the Transfiguration Cycle and "Heart-Beat of the LotA" is set in motion.

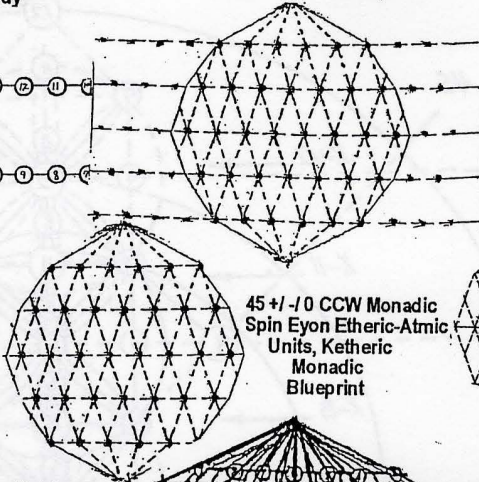
The "Diamond Sun Body of Krist", the "Sun of God" & Radeionic Lines

Radeionic Heliopath Tube and Ketheric Partikate Pulsar Waves

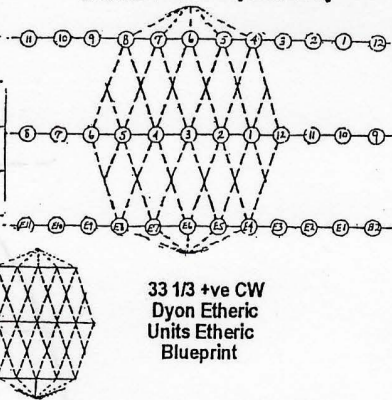
PCM LotE Myonic Magnetic
Atmic D-13.5 Crystal Body



PCM Eyonic EM Ketheric
D-13.5 Crystal Body

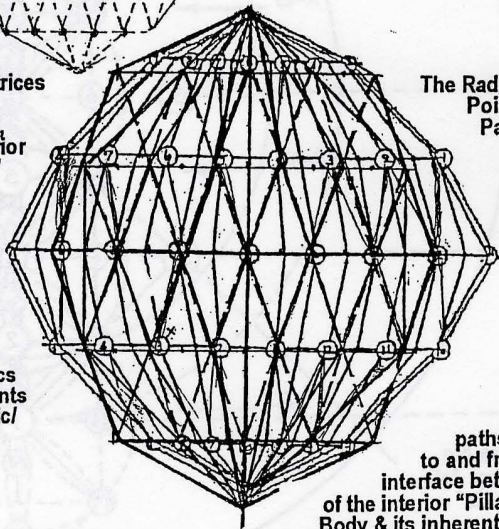


PCM LotE Dyonic Electrical
Etheric D-13.5 Crystal Body



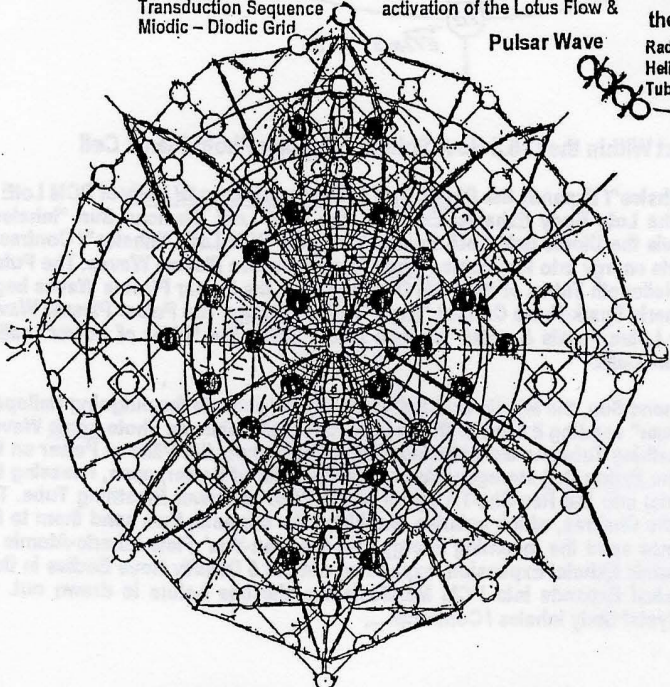
The 3 Keylon Crystal Body Radiation Matrices of the D-13.5 LotoSphere together form Miodic-Diodic Vortex Grid through which, Spark Currents manufactured in the interior Central Vertical Column "Pillar of Power" are circulated, "up-stepped" & "down-stepped" to form the Spectra of Etheric, Atmic & Ketheric Currents through which the Veca PCM LotE Primal Life Force 15 Ray Currents & their Atomic equivalents are made. The fixed Miodic, Diodic & Eiodic Vortices formed by the spinning Nodes interface with the Density Lotus Arc Transmission Lines of the LotE Harmonics Grid, forming Trans-harmonic Vortex Points called RADEIONIC NAJEULS - or - Miodic/ Diodic Lota Points.

The Radeionic Najeu's Transharmonic LotA Point Vortices form spiralling Tubes of Partikite Wave Radiation that blend & circulate Etheric-Atmic Ketheric currents between the LotE, Loti & Lota, & the interior & exterior layers of the PCM LotE Crystal Body. The Spiral Tubes of Partikite Waves are called RADEIONIC HELIOPATHS.



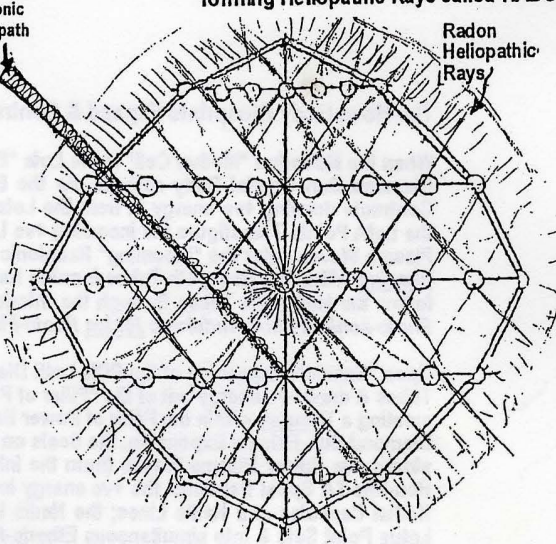
The Partikite Waves of Ketheric Spectra that circulate through them are called Pulsar Waves or Transfiguration Point Waves. Pulsar Waves travel the Radeionic Heliopath paths of the LotA Points, running waves to and from the 24 interior Lotus Points that interface between the Etheric & Atomic currents of the interior "Pillar of Power". When the LotE Crystal Body & its inherent anatomy is working naturally, each Inhale Breath/ Contraction activates the Diodic Grid & draws Pulsar Waves through the Heliopath Tubes from the Lota & pulls them into the LotE Pillar of Power. The Heliopath Tubes "Light Up" forming Heliopathic Rays called RADONS.

(2) Densification Phase - 5 → Stage - 8 of the Manifestation
Transduction Sequence activation of the Lotus Flow &
Miodic - Diodic Grid



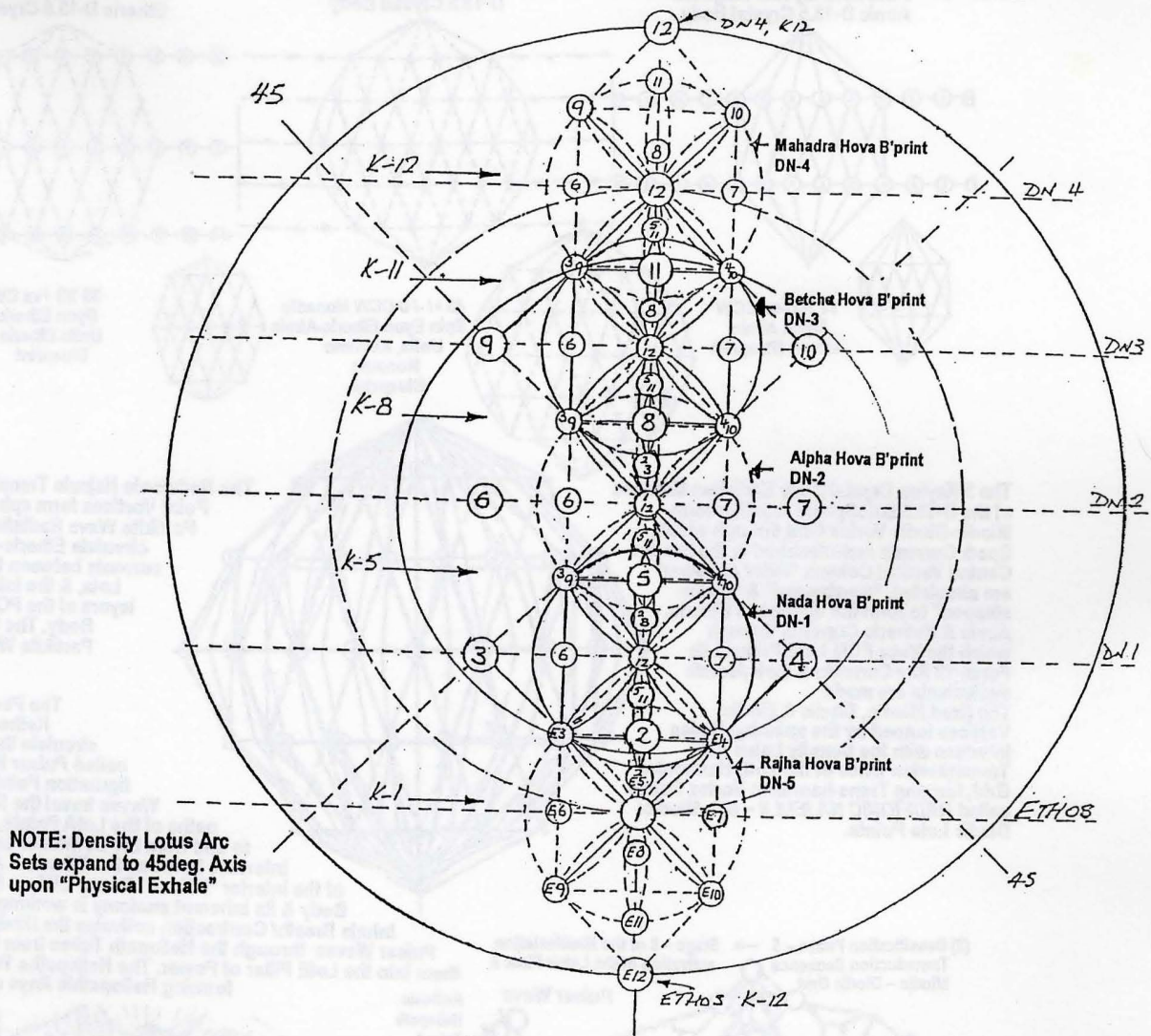
Pulsar Wave

Radionic
Heliopath
Tube



The "Diamond Sun" Crystal Body with activated Radeionic Heliopath Tubes, Radon Rays & Pulsar Phasing Waves forms a "Flaming Radiant Sun" known as the "Sun of God" or "Body of Krist"

When the Matradon Cell in the Lota/ Exhales the 5 Hova Etheric Blueprints Expand Blended Spark Currents Outward in the LotE (PCM) Creating the 5 Hove Density Bodies & Their Matter/ Ionic Particulate Atomic Currents.



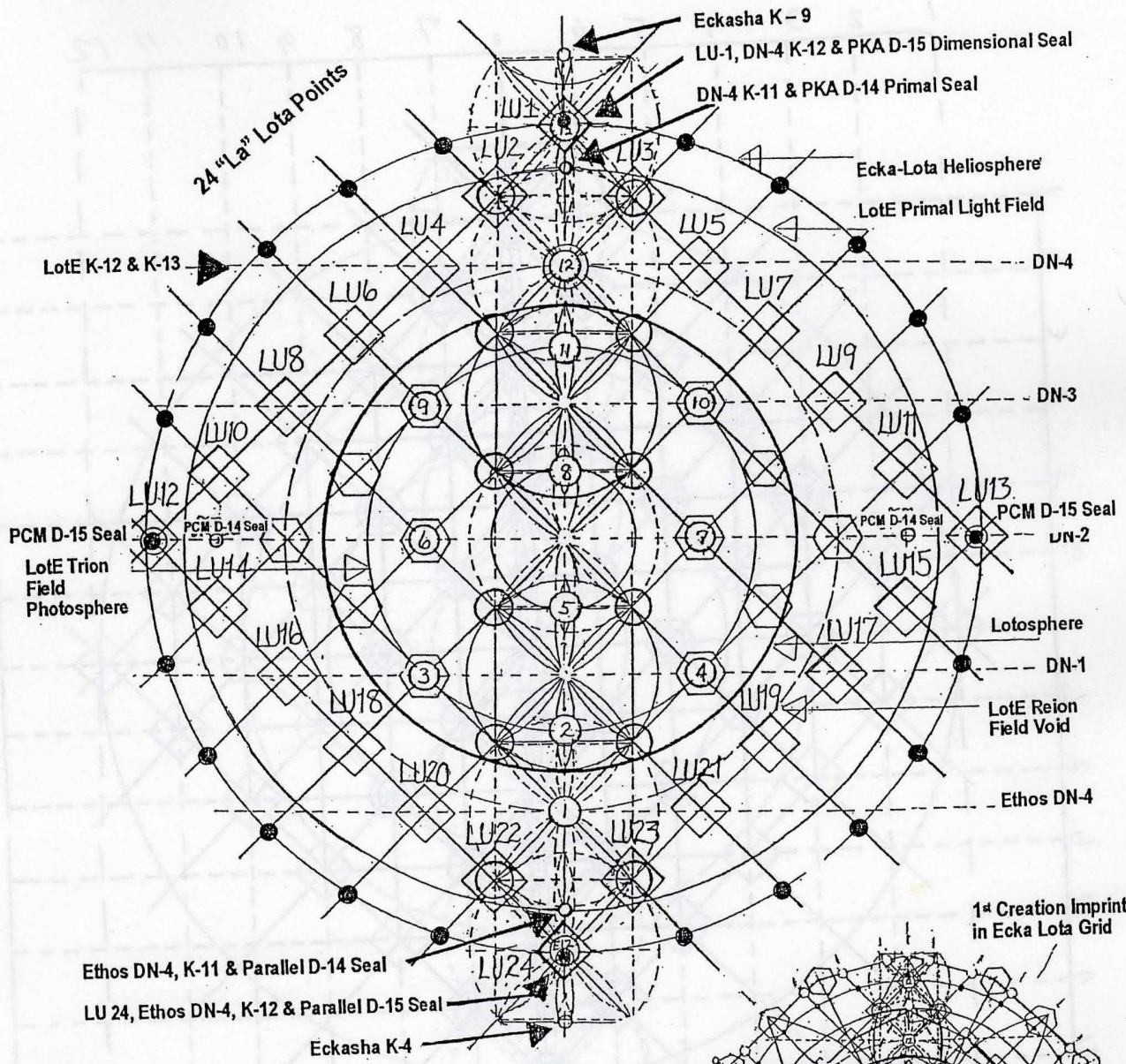
NOTE: Density Lotus Arc Sets expand to 45deg. Axis upon "Physical Exhale"

The Hova Body Blueprints Expand & Contract Within the D-6.5 HovoSphere Ethradon Photo-Flame Cell

When the Matradon "Mother Cell" in the Lota "Exhales"/ Expands the Diodic Grid & +ve Dyonic Crystal Body of PCM LotE Diamond Sun Crystal Body activate. As the Ecka Lota Body Exhales/ Expands, the PCM LotE Diamond Sun "Inhales"/ Contracts drawing +ve energy in from the Lota via the Diodic Grid LotA Points. When the PCM LotE "Inhales"/ Contracts, the LotA Points Transfigure the incoming +ve Lota energy into Radeionic Pulsar Transfiguration Plasma Waves. The Pulsar Plasma Waves enter the "incoming" Radeionic Heliopath Tubes of the PCM Diamond Sun; the Pulsar Plasma Waves begin Phasing within the Heliopath Tubes forming Ketheric Spark-Pulse Current "Rays" called Radons. The Pulsar Plasma Waves follow the Heliopath Tubes through the interior Lotus Points & enter "storage units" within the "Pillar of Power" called Photo-sonic & Photo-radeionic Radon Photo-Flame Cells.

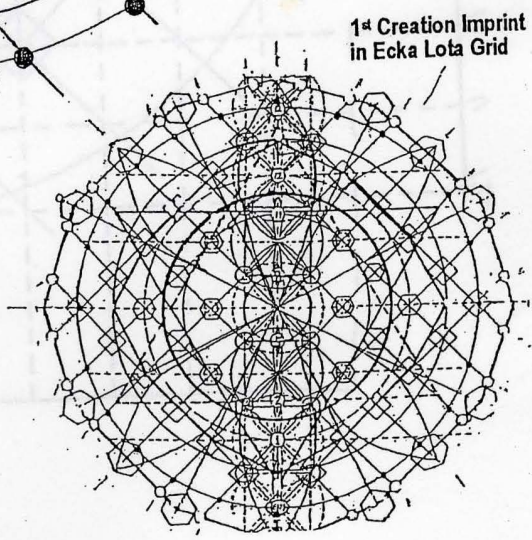
Upon "Exhale"/ Expansion of the PCM LotE Diamond Sun, the Miodic Grid & Myonic Crystal activate the outgoing Heliopath Tubes & draw -ve energy out of the "Pillar of Power" sending it back to the Lota via the LotA Points as Photo-sonic Waves, creating a Vacuum within the Pillar of Power Breathing Tube. As the outgoing Radon Rays empty the Pillar of Power on the Diamond Sun Exhale/ Expansion, the Seals on the Radon Cell storage units, within the Pillar of Power, open, releasing the stored +ve Pulsar Plasma Waves (from the Inhale) into the Reu-Sha-TA Spiral of the Pillar of Power Breathing Tube. The Reu-Sha-TA Spiral transmits the +ve energy to the Chakras, which polarise and blend the currents, then send them to the Nadial Capsules and Nadis Lines; the Nadis Lines send the incoming energy into the 'Yan-Yun' Flow Etheric-Atomic 24 Lotus Point Sets & into simultaneous Etheric-Atomic Exhale/ Expansion, expanding out the 5 Density Hova Bodies in their Etheric-Atomic Expression. As one Pulse Exhales/ Expands into PCM Manifestation, the one before is drawn out. As Density Bodies Exhale/ Expand, Diamond Sun Crystal Body Inhales / Contracts ...

The Radeionic Heliopath Tubes From the LotE
 Miodic-Diodic Vortex Grid LotA Points Set
 Density & Etheric Creating the LotE Harmonics Grid

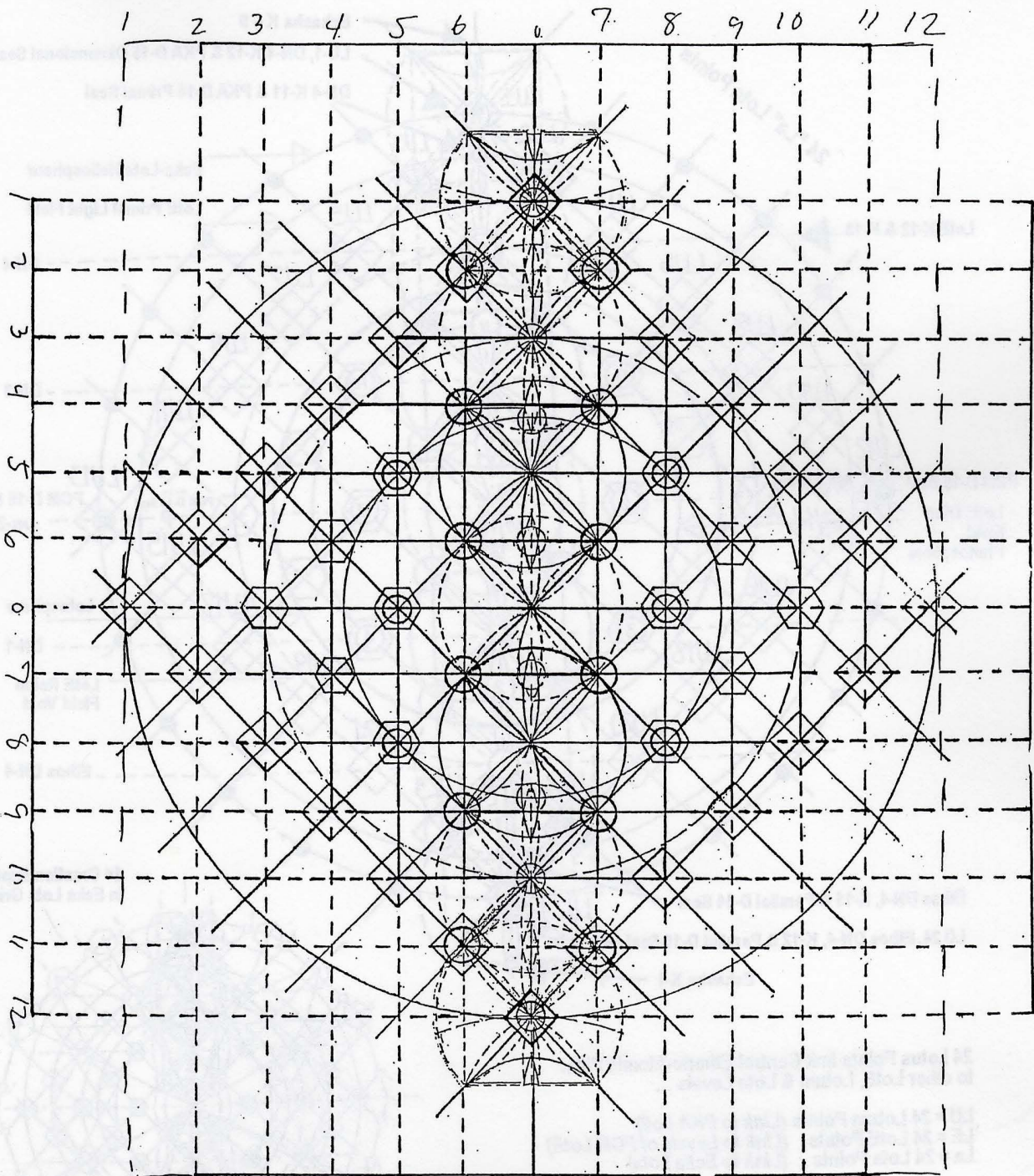


24 Lotus Points link Central Etheric-Atomic Pillar to other LotE, Lotum & Lota Levels ...

- LU = 24 Lotum Points (Link to PKA Loti)
- LE = 24 LotE Points (Link to Levels of PCM LotE)
- La = 24 Lota Points (Link to Ecka Lota)

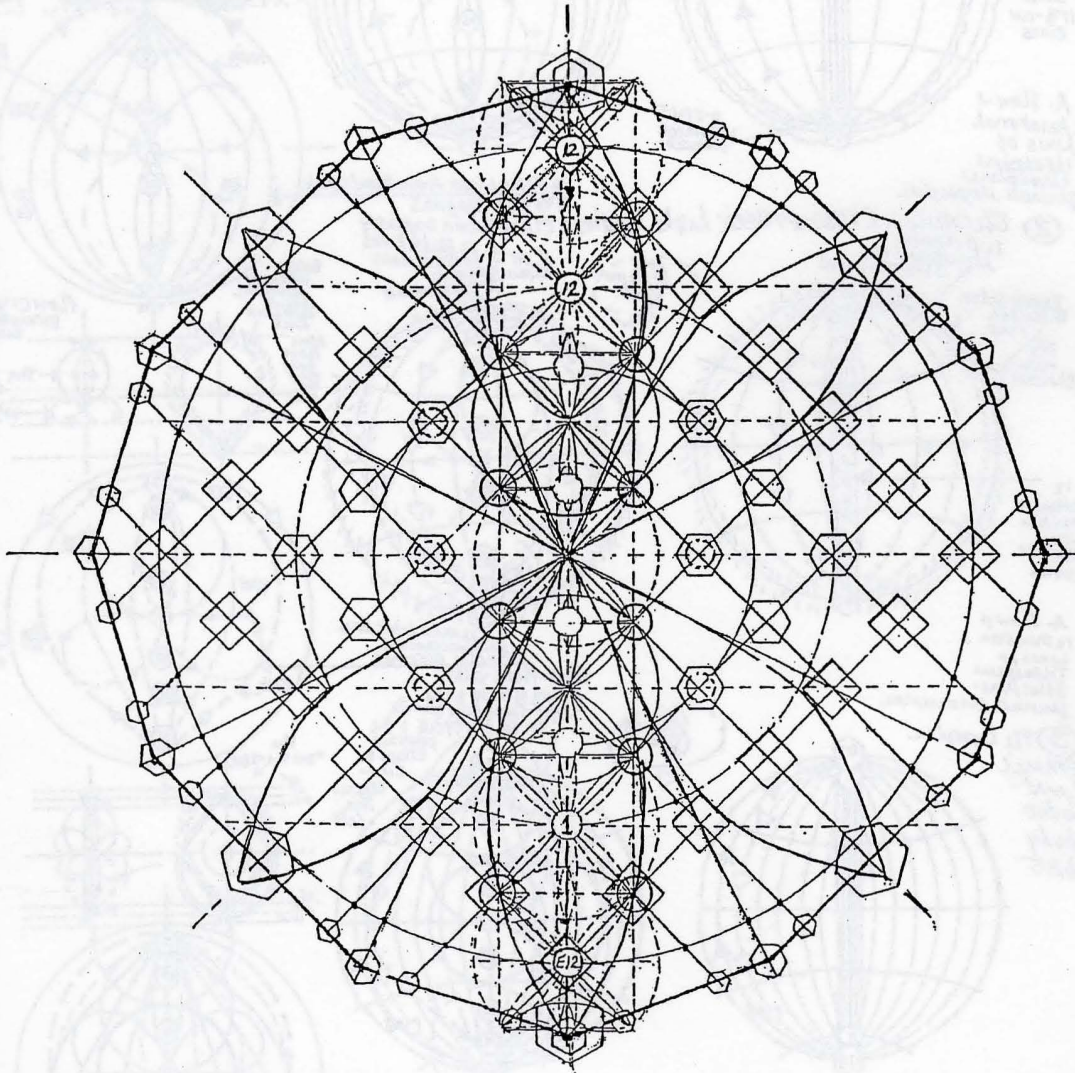


The Diagonal Grid Lines of the LotE Harmonics Grid Interface Through the Miodic / Diodic Grid Lotus Point Sets, Polarising to Form the Horizontal & Vertical LotE Octaves Grid that Down-steps Currents from the Etheric Vertical Ethos-Meridian & Eiros-Axiatonal Line Grids.

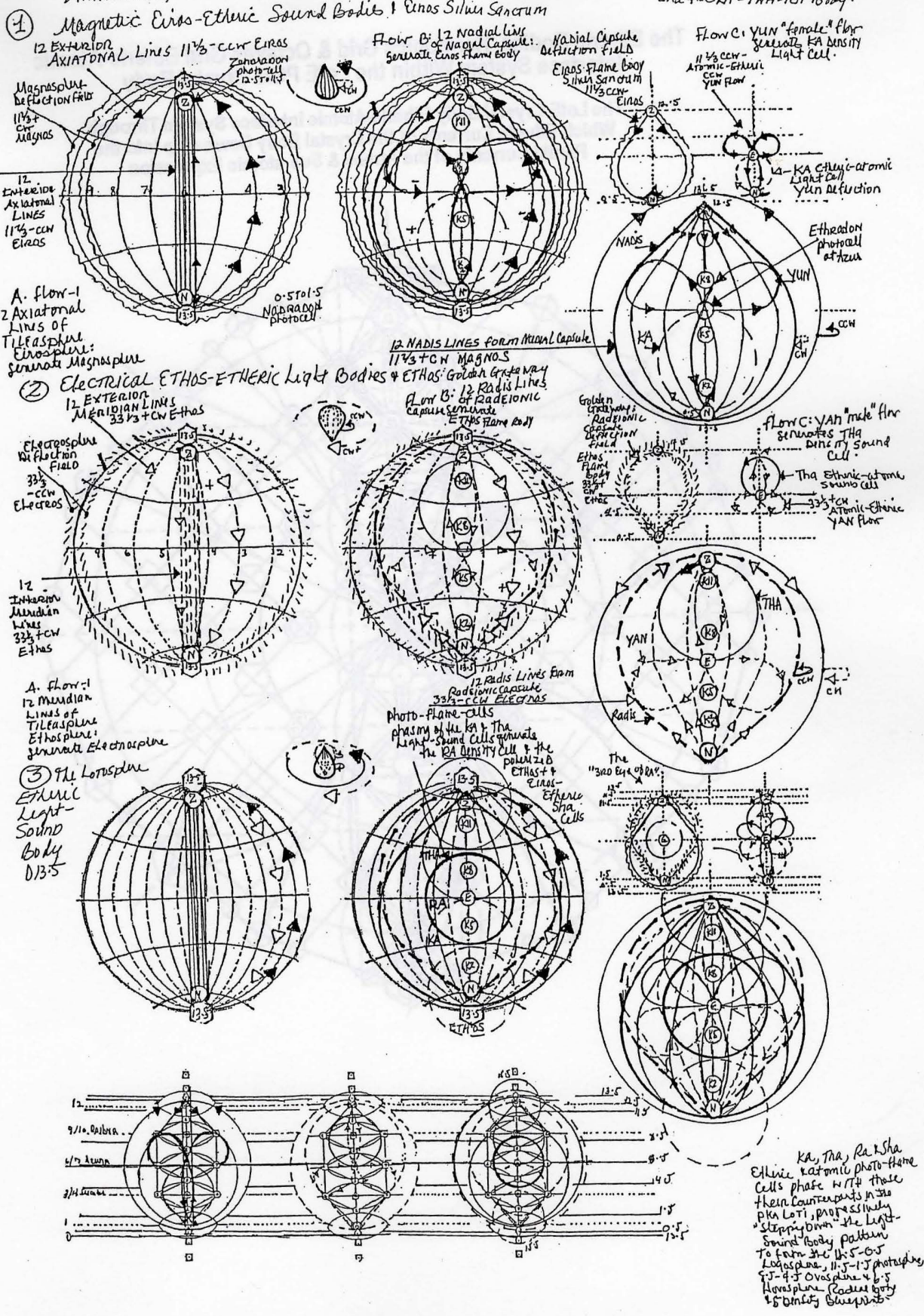


The Etheric Bodies, Harmonics Grid & Octaves Grid Etheric-Atomic Interface System Within the LotE PCM Crystal Body

The LotE Crystal Body Etheric-Atomic Interface System Through Which Etheric Currents of the Crystal Body Down-step into the Partiki Currents of the Atmos & Sub-atomic Expression



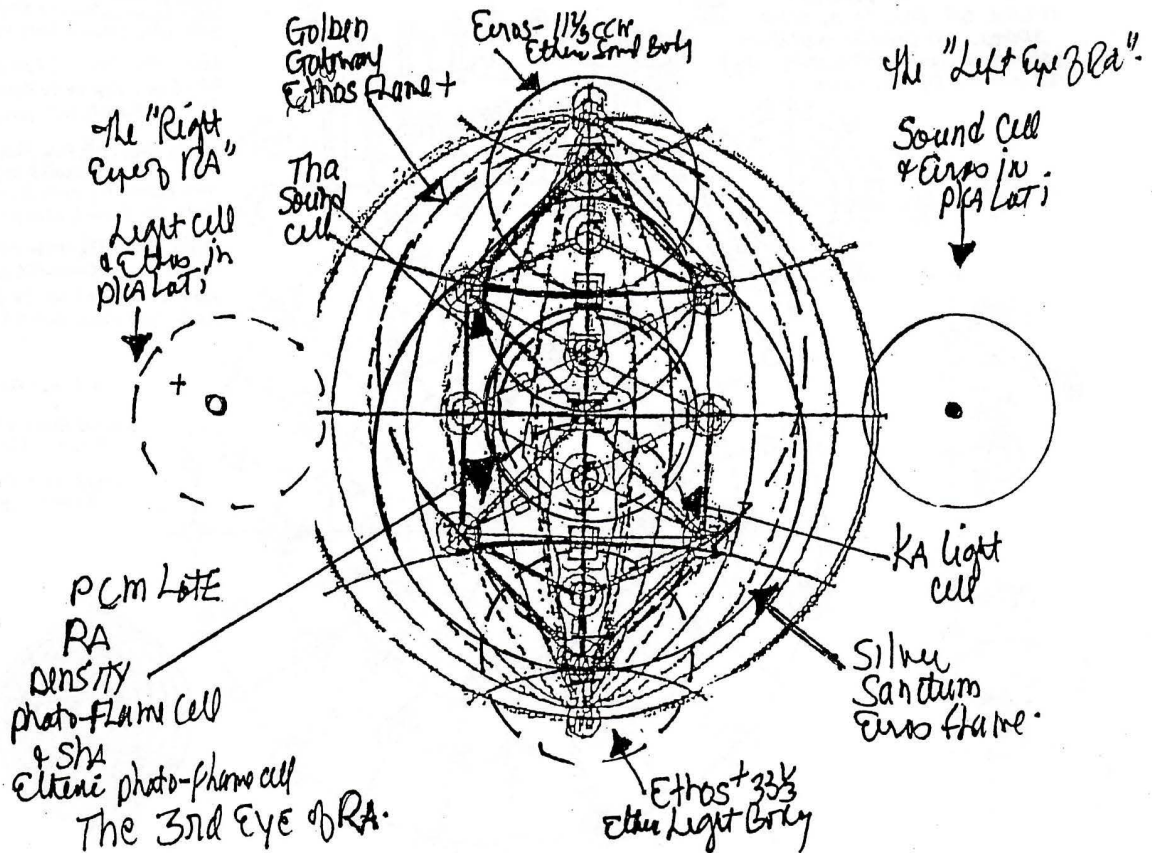
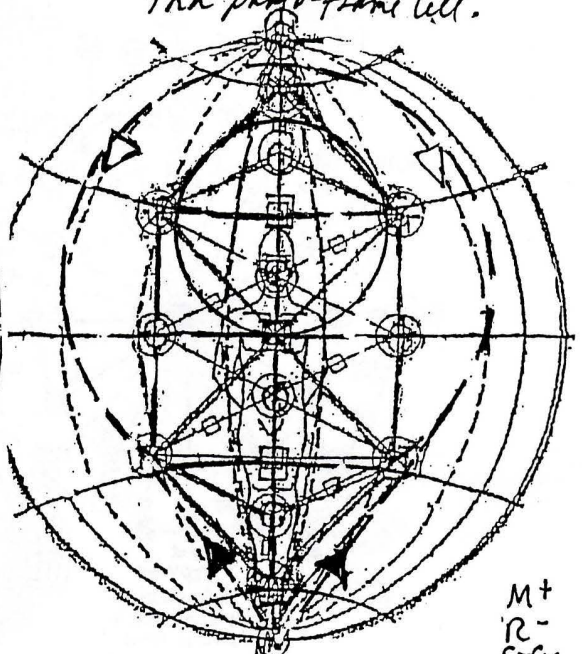
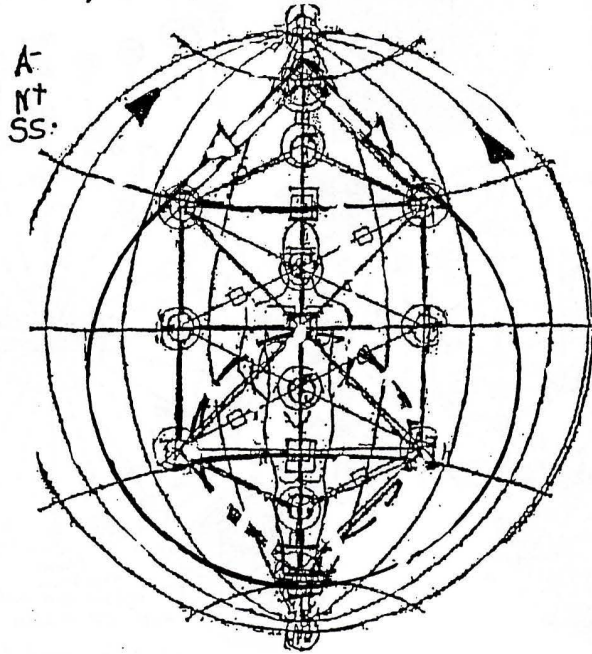
AXIATONAL, Meridian, Radis + Nadis LINE FLOWS, the Silhu-Sancrum, Golden Gateway, the Ven-Yun-A. and the KA-THA-RA Body.



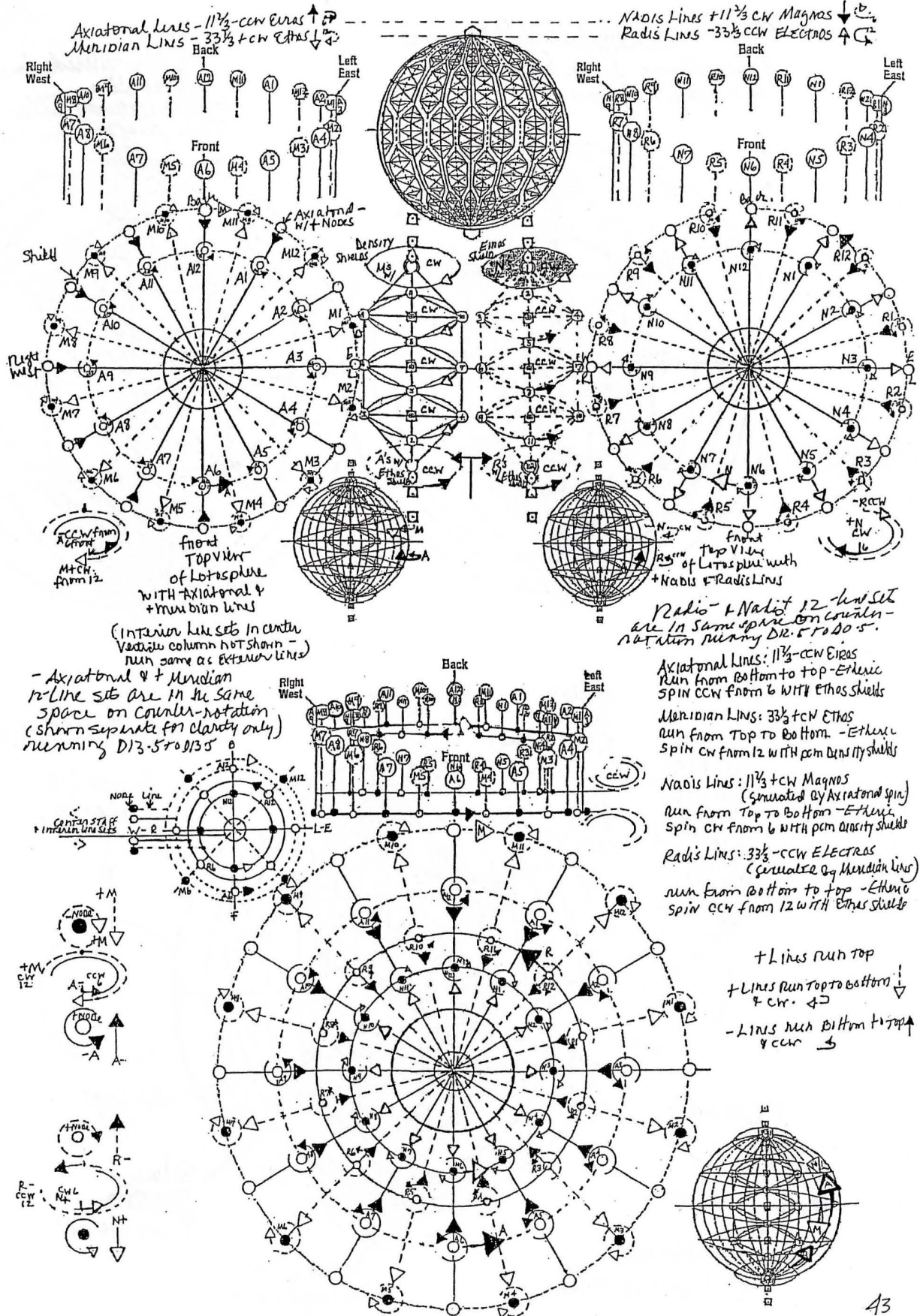
The "Eyes of Ra" & the Photo-flame-cell Morphogenetic Field

- Axis - Axial line / + Nadir line
 Eiris flame Silver Sanctum
 Ka photo-flame cell

+ Ethos - Meridian line
 - Nadir line
 Golden Gateway Ethos flame
 The photo-flame cell.



Erros-Axiational, ETHOS Meridian, Nadis+Magnas & Radis-Electros 12-Line Set Shield Alignments



Spark-Pulse Current Generation & Nu Ka-Tha-Ra & Sha Photo-Flame Cells

Density Partikate
Ethos Anti-Partikate
units & currents:

The Sha-La 11 2/3
- CCW Axiational
Eiros currents are
composed of
Partikate Sparks.
(Shaddum Sparks)
The Sha-La 33 1/3
+ve CW Etheric-
Ethos currents
are composed of
Anti-Partikate
Sparks (Shadd
Sparks).

Partikate Currents
from the Density
Shield-Axiational &
Meridian Lines step
down through the
Dimens' Shields
to form the Ionic
Particulate current
of which the Dim'l
Etheric-Ethos
Radi's & Density Eiros
Nadis 12-Line Sets
are formed.
The exterior
Spheres
counter-rotate
generating the
Density Radial
Body Relon
Void Field

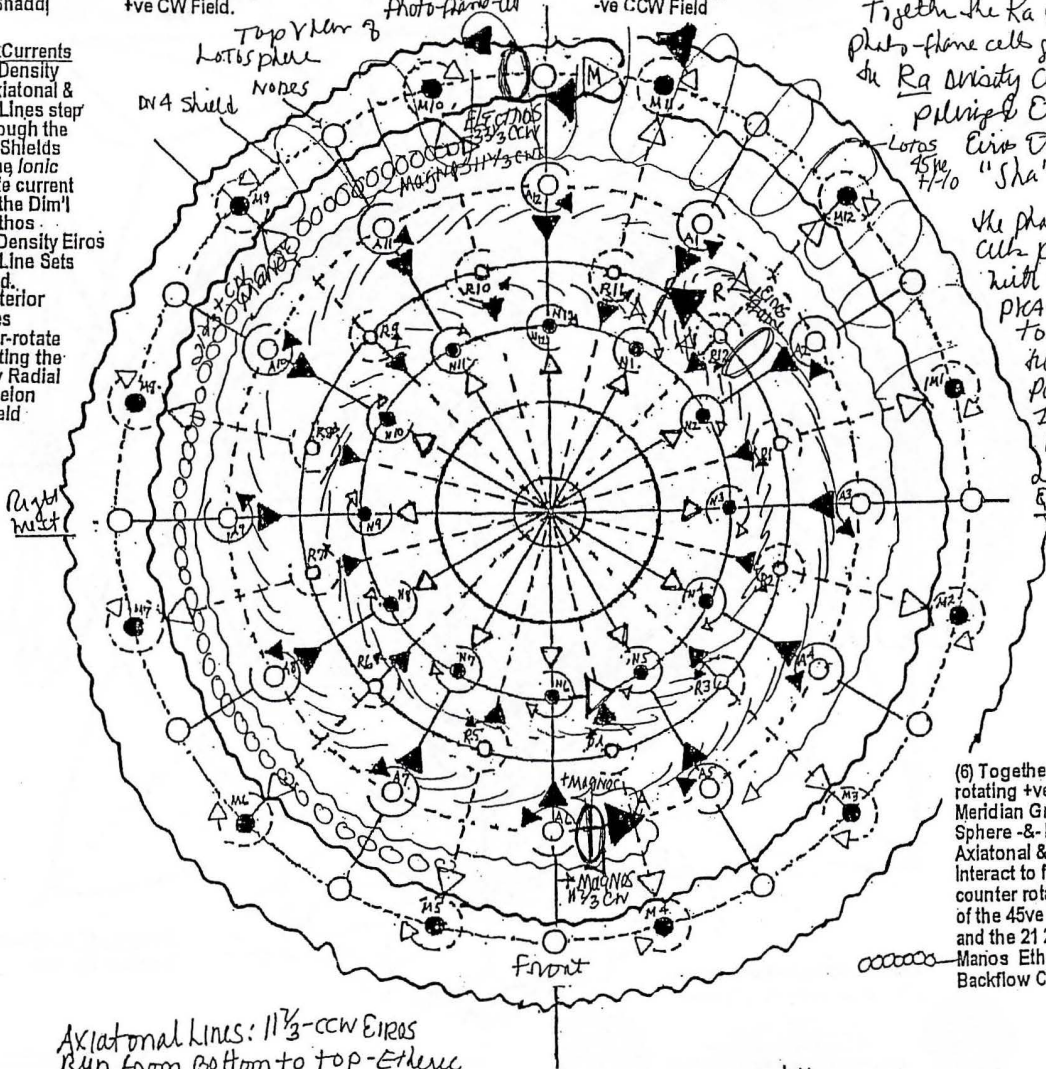
(5) The EiroSphere
The -ve Eiros-Axiational
Grid 11 2/3rd -ve CCW
Eiros-Etheric Currents
flow upward from bottom
& circulate through
Interior Staff.
EiroSphere
spins CCW
with Ethos Shield Spin.
Generates opposite spin
backflow current Magnos
& MagnoSphere 11 2/3rd
+ve CW Field.

(Nodal Capsule)
NADIS LINES
run the
11 2/3 +ve CW curved
MAGNOS Ethos
& generate
11 2/3 -ve CW
Eiros flame
"Silum Sanctum
Ethos"
- Silum Sanctum
generate Ka
Photo-Flame Cell

(4) The EthoSphere
The +ve Ethos-Meridian
& 33 1/3rd +ve CW Ethos
Etheric Currents flow
downward from top &
circulate through
Interior Staff.
EthoSphere spins
CW with PCM
Density Shield Spin.
Generates opposite spin
backflow current Electros
and corresponding
ElectroSphere - 33 1/3
-ve CCW Field

(Radionic Capsule)
Radis Lens run
the 33 1/3 -ve CW Electros
current - Ethos
&
generate the
33 1/3 +ve CW Ethos flame Cell
"Golden Gateway"
Etheric-
"Golden Gateway"
Generates Tha - photoformal

Together the Ka & Tha
photo-flame cells generate
the Ra Anisity Cell &
pulsing Ethos &
Eiros Etheric
45ve 7/10 "Sha" cells.
The photo-flame
cells phase
with the form
PCA LOT
to create
the 15 Ray
PCM PCA
Ionic
Particulate
Spectrum
with
fact



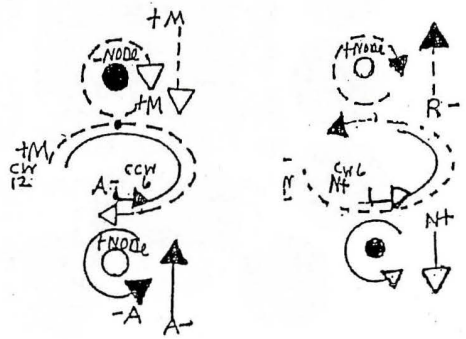
(6) Together the counter-rotating +ve EthoSphere Meridian Grid & ElectroSphere - & EiroSphere Axiational & MagnoSphere interact to form the counter rotating fields of the 45ve LotoSphere and the 21 2/3rd +ve Manos Etheric-Atomir Backflow Currents.

Axiational Lines: 11 2/3 -ve CW Eiros
Run from Bottom to Top - Etheric
SPIN CCW from 6 WITH Ethos shields

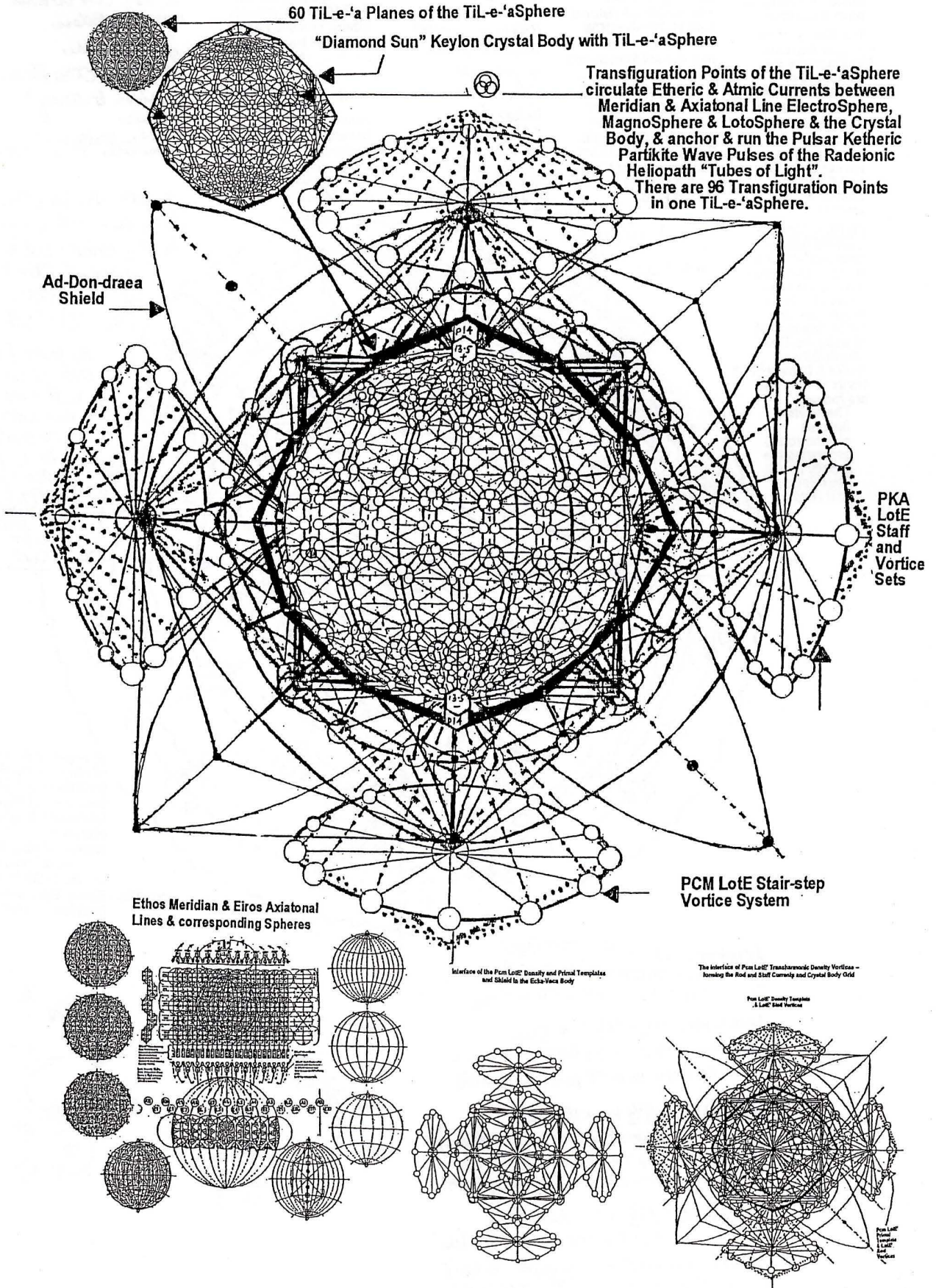
Meridian Lines: 33 1/3 +ve CW Ethos
Run from Top to Bottom - Etheric
SPIN CW from 12 WITH PCM Density shields

Nadis Lines: 11 2/3 +ve CW MAGNOS
(Generated by Axiational spin)
Run from Top to Bottom - Etheric
Spin CW from 6 WITH PCM density shields

Radis Lines: 33 1/3 -ve CW ELECTROS
(Generated by Meridian lines)
Run from Bottom to Top - Etheric
Spin CCW from 12 WITH Ethos shields




Transfiguration Points and the TiL-e-'aSphere



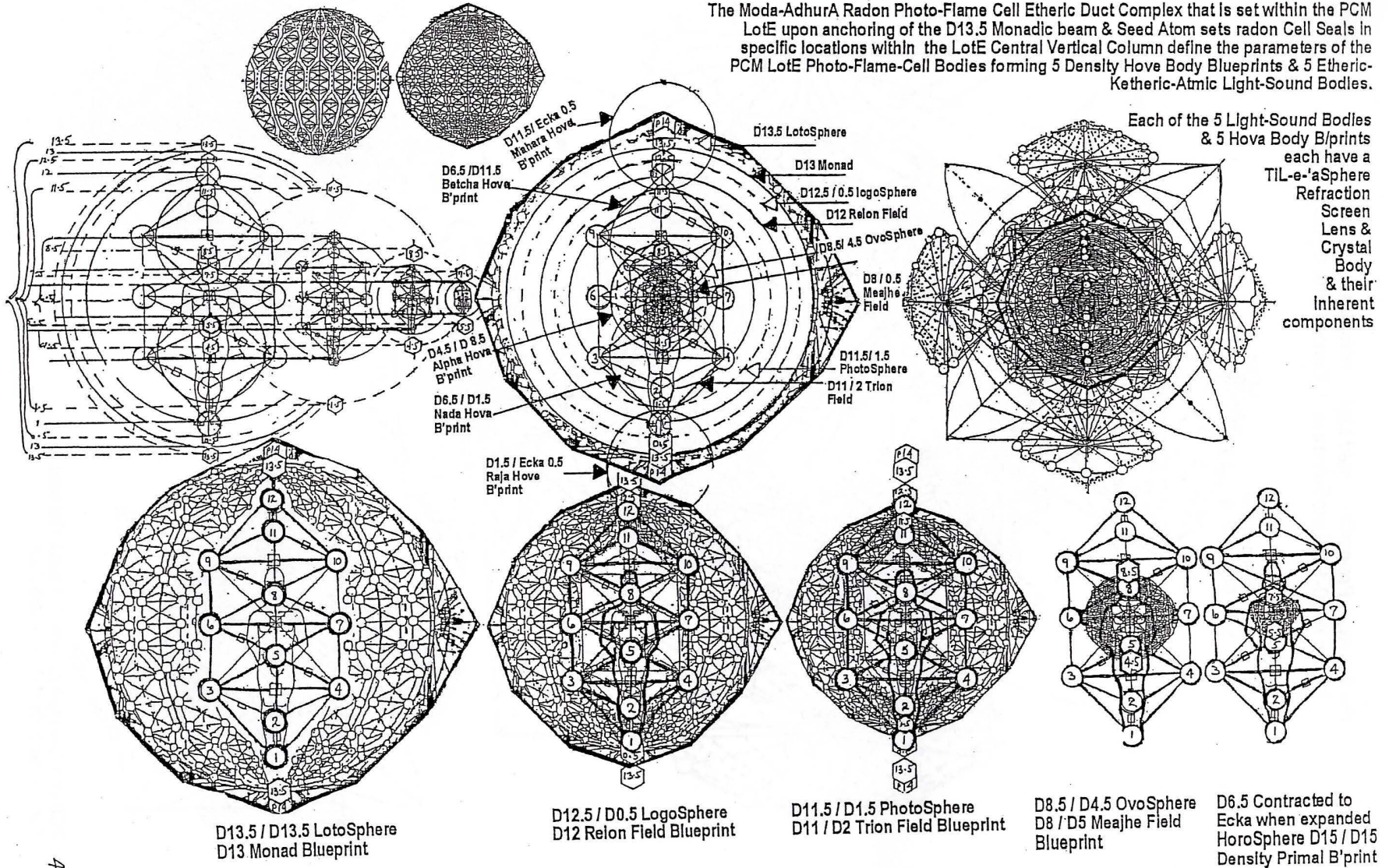
Embedded Density-4 Body of the LotoSphere Diamond Sun Crystal Body

The Density-4 Pre-matter Liquid Light Hydroplasm "Maharata Body"
Within the D-13.5 LotoSphere and Diamond Sun Crystal Body



The PCM LotE 5 Radial Body & 5 Density Body KA-THA-RA Body Light-Sound Blueprint Morphogenetic Fields

The Moda-Adhura Radon Photo-Flame Cell Etheric Duct Complex that is set within the PCM LotE upon anchoring of the D13.5 Monadic beam & Seed Atom sets radon Cell Seals in specific locations within the LotE Central Vertical Column define the parameters of the PCM LotE Photo-Flame-Cell Bodies forming 5 Density Hove Body Blueprints & 5 Etheric-Ketheric-Atmic Light-Sound Bodies.




The 5 Diamond Sun Crystal Bodies of the PCM LotE KA-THA-RA Body & the "6th-15th Suns"

The 5 PCM LotE "Suns":
 13.5 / 13.5 LotoSphere & Lotos Crystal
 12.5 / 0.5 LogoSphere & Logos Crystal
 11.5 / 1.5 PhotoSphere & Photos Crystal
 8.5 / 4.5 OvoSphere & Ovos Crystal
 6.5 HovoSphere & Hovos Crystal


The PKA Loti Crystal Body Set represents the "6th Diamond Sun" to the PCM LotE, & the Ecka-Lota Crystal Body Set represents the "7th Sun" to the PCM LotE.

The "7 Sunset" of the Parallel Ecka & the common "8th Sun" of the Eckasha through which all are united, represent the 15 Suns of the 'Yon-a-Sa' 15 Cell Seed Atom. The Diamond Sun Crystal Bodies are the Living Light Photo-Khem Cells through which "Externalisation of the Personal and Collective Consciousness" occurs.




Personal Body of Krist

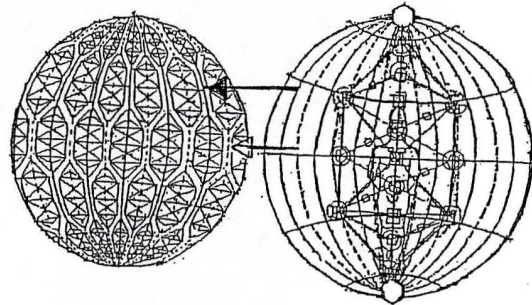
The Personal Divine Anatomy of the PCM Veca "Sun of God Krist Body"



The Embedded Etheric KA-THA-RA Body Level of the PCM Lote Diamond Crystal Body



Each Kathara Etheric Body level has a TiL-e-'aSphere & its corresponding Line Sets-Spheres-Diamond Sun Crystal Body Structure.



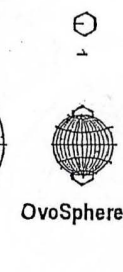
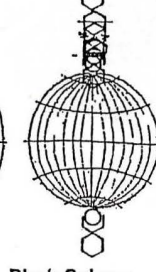
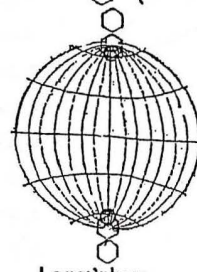
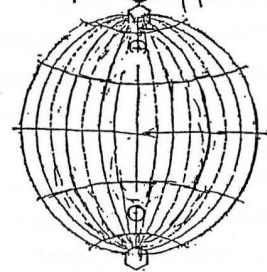
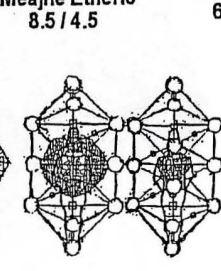
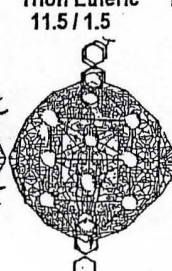
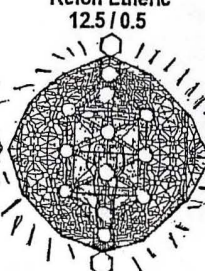
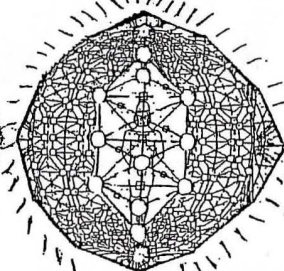
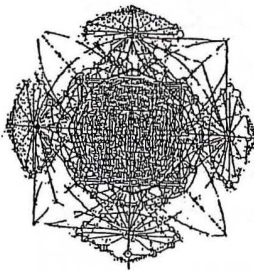
LotoSun
Photo-Flame Cell
13.5/13.5 Monad
Monad Etheric

LogoSun
Reion Etheric
12.5/0.5

PhotoSun
Trion Etheric
11.5/1.5

OvoSun
Meajhe Etheric
8.5/4.5

HovoSun
Density Etheric
6.5



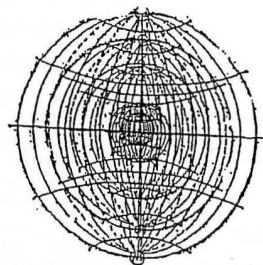
LotoSphere

LogoSphere

PhotoSphere

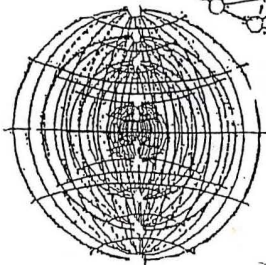
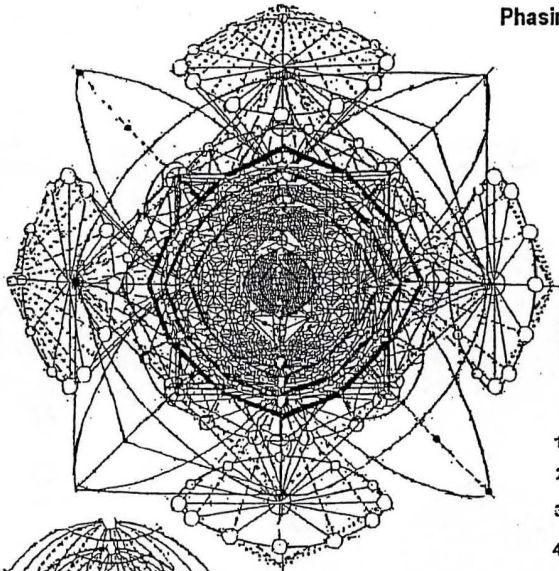


OvoSphere

HovoSphere

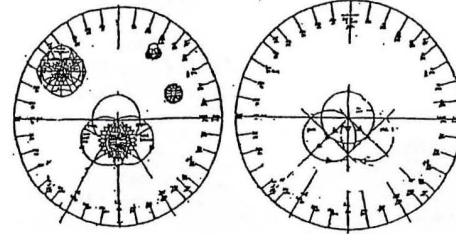


Embedded Axiatonal & Meridian Line Sets
& their corresponding Spheres & Currents

The Diamond Sun Crystal Body & Life Force Generation



Phasing of Radiation Units under Krist Code Ratios creates a Perpetual Sparking capacity & Eternal Life Force Current Regeneration



15 Ray Emanations of the Eckasha PRIMARY COLOR (WAVELENGTH) SCALE

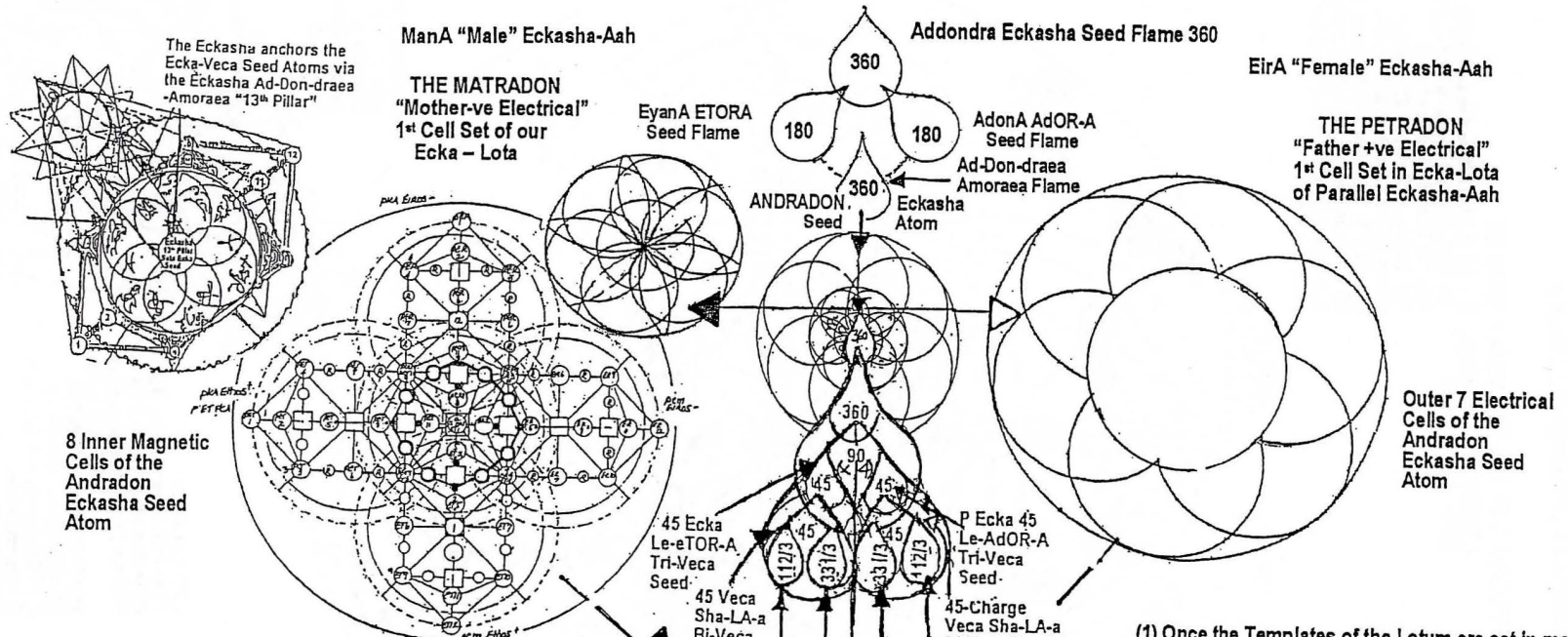
- | | | | |
|--|---------------------------------------|-----------|--|
| 1. D-1 Chi Proton units; + | D-1 RED | Density-1 | Khandaray
Primal Sound Fields
Kee-Ra-Sha'
Primal Light Fields |
| 2. D-2 KI Electron units- | D-2 ORANGE | | |
| 3. D-3 Rel Neutron units. | D-3 YELLOW | Density-2 | Antahkarana
Universal Kundalind |
| 4. D-4 Prana Mion units - | D-4 GREEN | | |
| 5. D-5 Mana Dion Units + | D-5 BLUE | Density-3 | Maharata (Christos)
Liquid Light Fields |
| 6. D-6 Traia Ionon units | D-6 INDIGO | | |
| 7. D-7 Mira Eiron units + | D-7 VIOLET | Density-4 | Kee-Ra-SHA'
Primal Light Fields |
| 8. D-8 Maya Ectron units- | D-8 GOLD | | |
| 9. D-9 Yana Raeons units | D-9 SILVER | Density-5 | Khandaray
Primal Sound Fields |
| 10. D-10 Ta'a Meajhon units- | D-10 BLUE-BLACK | | |
| 11. D-11 Hara Trion units+ | D-11 SILVER-BLACK | | |
| 12. D-12 Ma'a Reion units- | D-12 WHITE | | |
| 13. D-13 Blue Flame
Kee Reion/Trion o/+/ | D-13 TURQUOISE | | |
| 14. D-14 Gold Flame
Ra Trion+Trion +/+ | D-14 PALE YELLOW | | |
| 15. D-15 Violet Flame
Sha' Meajhons/Trion -/+ | D-15 MAGENTA
(RED-VIOLET/BURGENDY) | | |

The Diamond Sun Crystal Body Structure of Multi-dimensional Anatomy circulates Radiation Unit Spark Pulse Currents manufactured within the 'Pillar of Power' Central Etheric Staff & Rod columns; the TiL-e-'a-Spheres & their components Transduce & Transfigure Currents from the Pillar of Power into the Etheric & Atomic Ray Currents of the Veca PCM LotE

Density-1 Matter Telluric Shield E/A: → Ray1 D-1 Chi PHOTONS + M/E/C → Ray2 D-2 N. ELECTRONS - M/E/L → Ray3 D-3 Rel MULTITRON	Density-2 Semi-Etheric Doradic/Tribal Shield Ray4 Prana MIONS - Density-2 Protons Ray5 Mana DIONS + Density-2 Electrons Ray6 Traia IONONS Density-2 Neutrons	Density-3 Etheric Telluric/Galactic Shield Ray7 Mira EIRONS → Density-3 Protons Ray8 Maya ECTRONS - Density-3 Electrons Ray9 Yana RAEONS Density-3 Neutrons	Density-4 Pre-matter Mahonic Uric, Chytone Shields Ray10 Ta'a MEAJHONS - Density-4 Protons Ray11 Hara TRIONS + Density-4 Electrons Ray12 Ma'a REIONS Density-4 Neutrons
---	--	---	---

The Eckasha God-Seed, Andradon 15-Cell Eckasha Seed Atom and the Matradox-Petradox Seeds

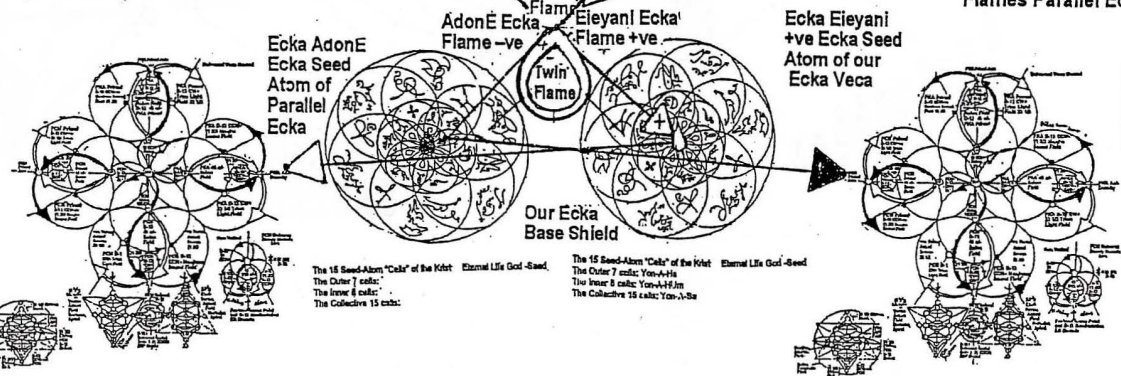
~ Stage – 1 of the Externalisation Phase of the Manifestation-Transduction-Sequence ~



(2) The Matradox Cell creates the Etheric Blueprint spherical EM Fields of the Lota through which both PCM LotE & PKA Loti expand the *Yon-a-Hum* and *Yon-a-ha* Lota Seed Atom Base Shield into holographic manifestation. The Matradox Cell blends frequencies from the parallel Eckasha with the Eckasha Lota Template, creating the RA, KA and THA Ethos-Eiros-Logos Etheric Spectra.

(1) Once the Templates of the Lotum are set in motion via Pre-externalisation Phases of the M-T-S & Lotum "Heart-beat" (BPR) is set, the Eckasha initiates the Externalisation Phase through anchoring the Matradox Cell w/in the Lotum.

Our Eieyani Eckasha-Veca Monad in the -ve "female" Eckasha with +ve Le-eTOR-A Eckasha Centre Flame



(3) The Matradox is the Eckasha Control Cell that expands & contracts at Base Shield Centre

(4) Expansion & contraction of the Matradox Cell creates the "Pillar of Power Breathing Tube" – Atomic-Etheric Interface System through which Lotum PLF Currents are manufactured.

52

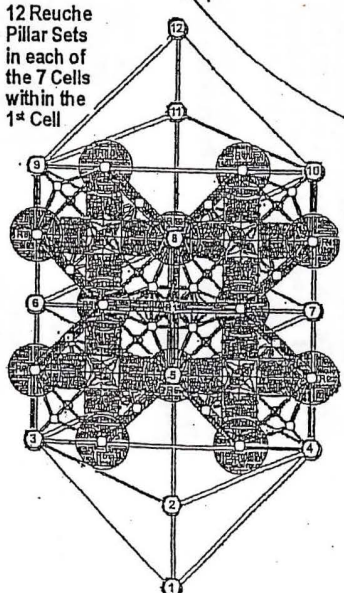
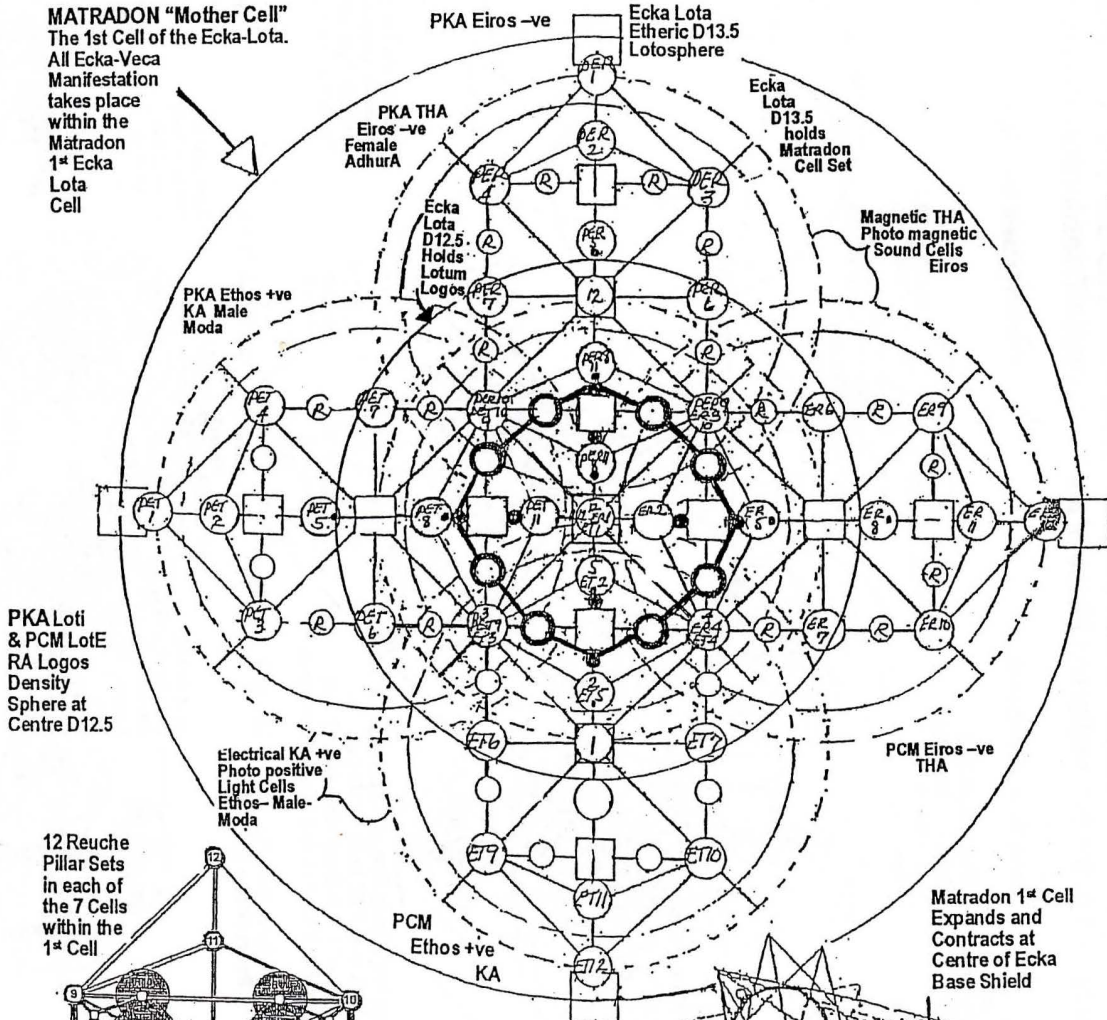
The Matradon 1st Ecka Lota Cell, the KA, THA, & RA Spectra, the First Creation Imprint and the Etheric Blueprint Field

The Matradon is the Eternal Living First Creation Imprint of the Ecka Veca Body held within the Ecka Base Shield as an expanding and contracting Conscious Cell Radiation Matrix of Etheric Electro-magnetic Spectra.

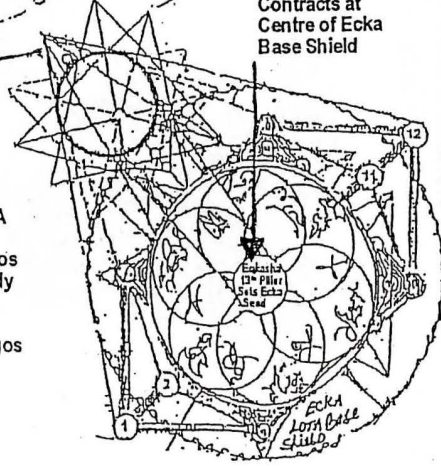
THE 8 INNER CELLS OF THE ECKASHA GOD-SEED

The Common Ecka-Veca Seed from which our Ecka-Lota PCM LotE/ PKA Loti Lotum Crystal Body Density Manifestation emerges.

ETHERIC LIGHT-SOUND) BODY BLUEPRINTS) The KA (Light) Ethos +ve of Lotum
The THA (Sound) Eiros -ve of Lotum
The RA Density Fields of Lota
The Logos - "Point of All Union"
where D13.5 KA-Ethos & THA-Eiros
combine to form the D12.5 Logos &
D0.5 Atmos Etheric-Atomic Density
Currents w/in which the Hologram
of Matter Manifests.



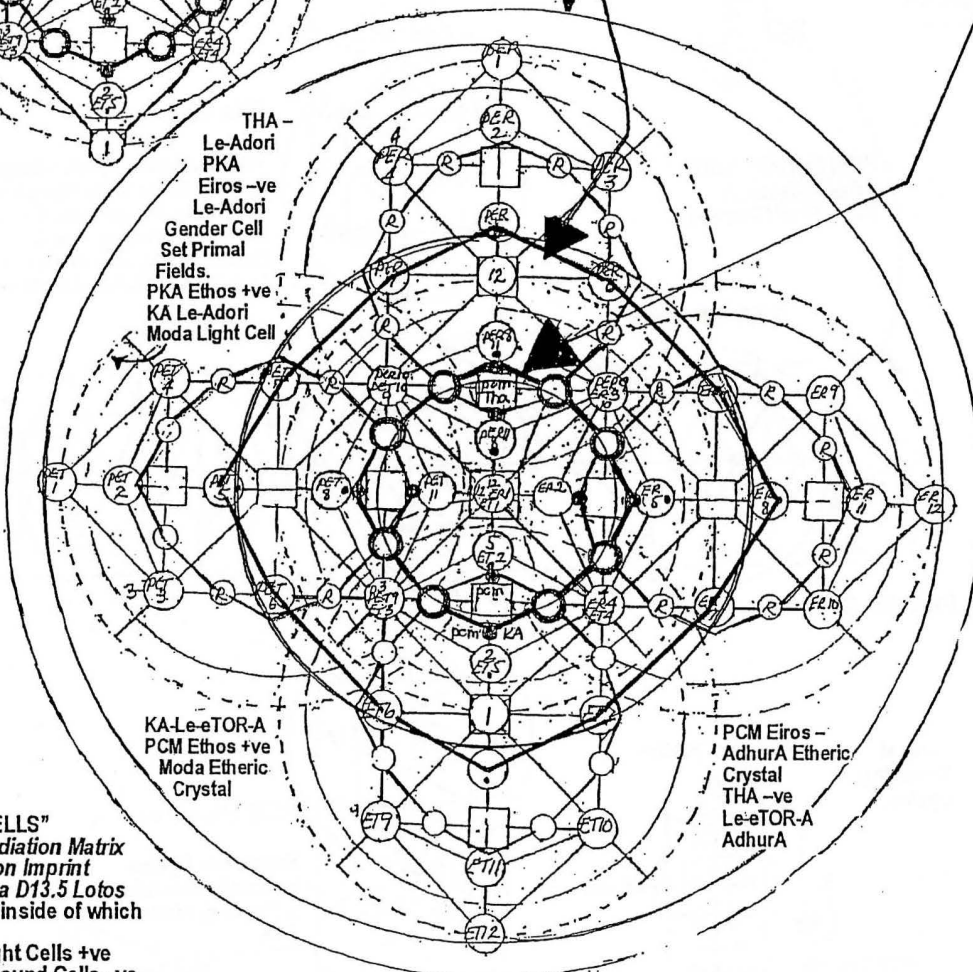
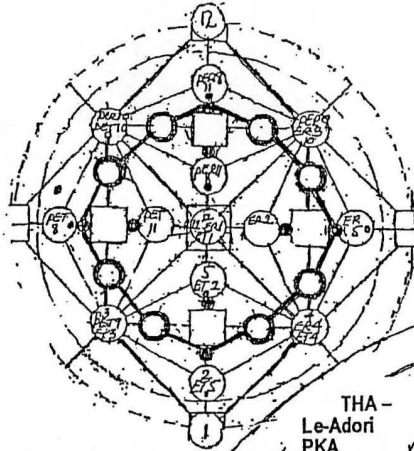
LOTI PKA BODY:
 PER= PKA Eiros -ve PKA THA
 PET= PKA Ethos +ve PKA KA
 P= PKA Density +/- RA Logos
 LotE PCM Body
 ER= PCM Eiros -ve PCM THA
 ET= PCM Ethos +ve PCM KA
 # = PCM Density +/- RA Logos
 O = Reuche Pillars
 O = Double Reuche Pillars
 ● = Reuche Pillars in Signets



The Matradon, Lotos, Logos & Photos Radiation Matrices & the Moda-AdhurA

2 Photos Density Crystal Radiation Matrix Cells of the Lotum:
 1-PKA Loti — & one PCM LotE I are projected into Ecka Lota D11.5-2.5 from the Ecka D12.5 Logos Cell, forming the D12.5 Etheric Blueprint. The LotE & Loti Photos Crystal Matrices each form a Photosphere Holographic Refraction Lens within them.

The Matradon Ecka-Lota 1st Cell forms the Lotosphere Spherical Radiation Matrix at Ecka D13.5. It is the Eternal Standing Wave Living Consciousness Cell w/in which all Ecka-Veca Creation takes place. The Matradon Lotosphere projects outward from its Centre-point the Ecka D12.5 Logos Crystal Radiation Matrix & Lotum Density Spherical Holographic Blueprint w/ in the Lotosphere, forming the Logosphere. The D12.5 Logosphere projects outward from w/in itself 2 Polarized Photos Crystal Matrices of the LotE PCM & Loti PKA forming the Bi-polar Photospheres at Ecka D11.5

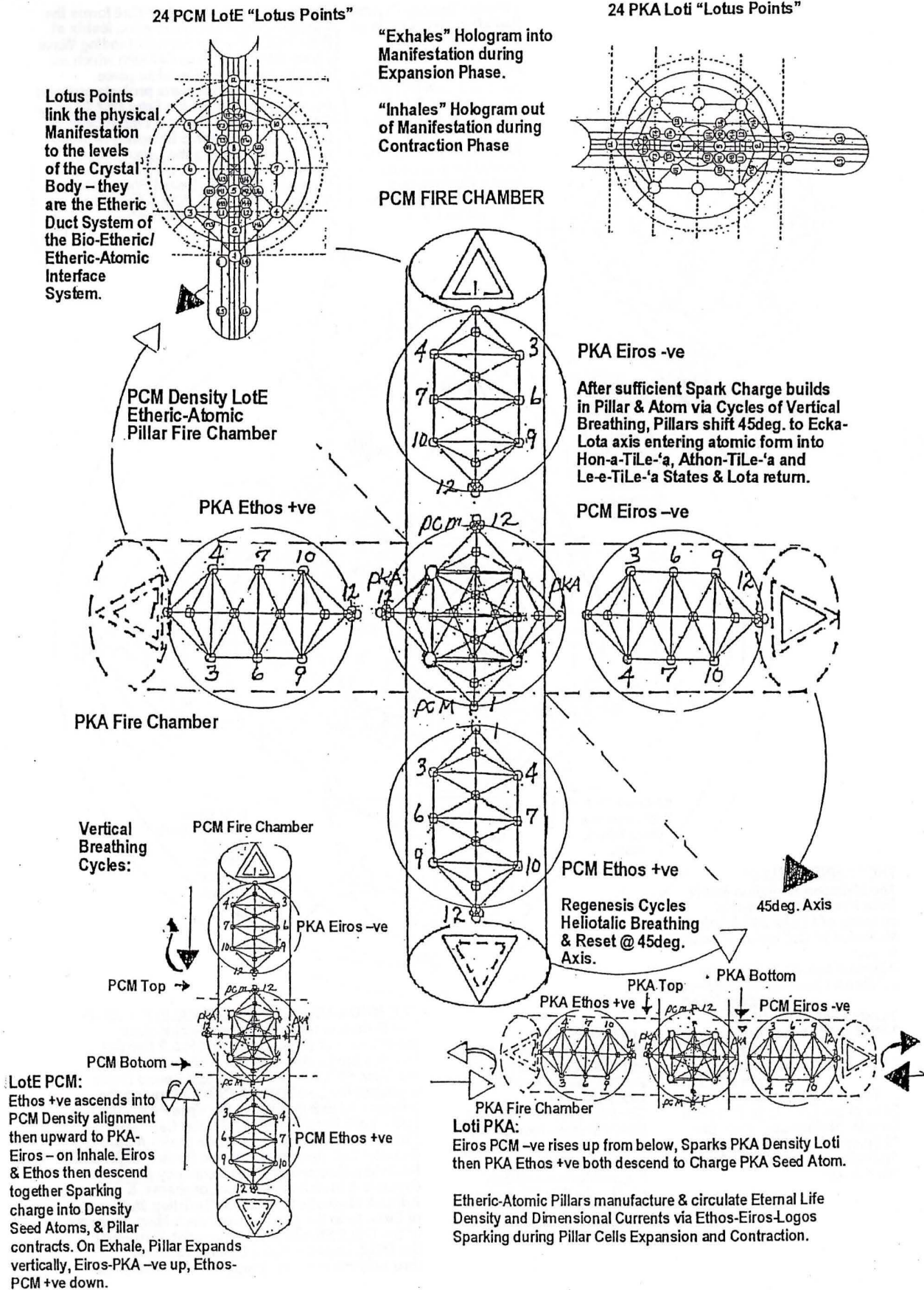


THE "8 INNER CELLS"
 The Matradon Radiation Matrix Ecka First Creation Imprint consists of 1 Ecka D13.5 Lotos Matradon 1st Cell inside of which forms:
 2 Moda-Ethos Light Cells +ve
 2 AdhurA Eiros Sound Cells -ve at Ecka D13.5
 1 Logos Cell, Ecka D12.5
 1 PCM LotE Photos Cell at Ecka D11.5
 1 PKA Loti Photos Cell at Ecka D11.5
 ... Together the Radiation Matrix Cells of the Ecka-Lota Matradon Etheric "Mother Cell" form the "8 Inner Cells" of the 15 Cell Andradon Eckasha Seed Atom "God Seed".

LOTI PKA BODY:
 PER= PKA Eiros -ve PKA THA
 PET= PKA Ethos +ve PKA KA
 P = PKA Density +/-0 RA Logos LotE PCM Body
 ER= PCM Eiros -ve PCM THA
 ET= PCM Ethos +ve PCM KA
 # = PCM Density +/-0 RA Logos
 O = Reuche Pillars
 O = Double Reuche Pillars
 ◐ = Reuche Pillars in Signets

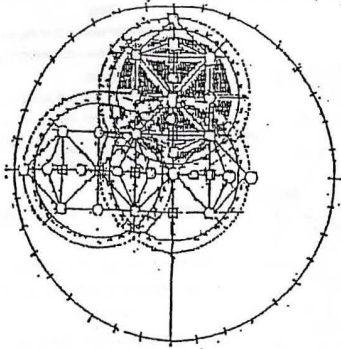
THE MODA-ADHURA (MALE-FEMALE) POLARITY
 The Matradon projects outward within itself, the Ethos +ve/ Eiros -ve Le-AdOR-A 2 Cell Set forming the Le-Adori gender Cell pair that form the Veca PKA & PCM Primal Light-Sound Fields & project the Le-eTOR-A 2-Cell Set forming the gender Cell pair that forms the Veca PKA - PCM Loti - LotE Density Fields. Gender Cell "Twin Flame" Sets are called the Moda (male)-AdhurA (female) Cell clusters. Moda +ve Electric Light Cell Radiation Matrices of Ethos frequency Electros Crystals & their inherent Electrospheres, & AdhurA-Magnetic Sound Cell Radiation Matrices of Eiros form the Magnas Crystals & Magnaspheres of the D12.5 Etheric Divine Blueprint, thru which the D12.5 Logos initiates Density Creation thru projection of the Atmos at Ecka Veca D-1.5

The Pillars of Power Etheric-Atomic Interface

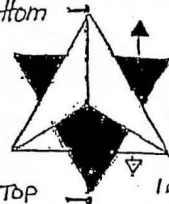


ETHOS-EIROS, MERKABA, E-THERIC FIRE CHAMBERS and the Bio-Etheric Interface System.

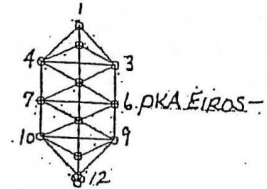
PKA EIROS - ETHOS ETHERIC



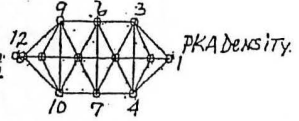
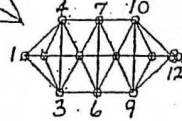
PKA Female Eiros - Adhura -
11 2/3 CW + E Bottom



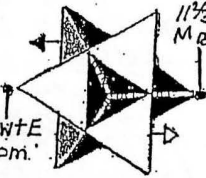
33 1/3 CCW - M Top



PKA Ethos +

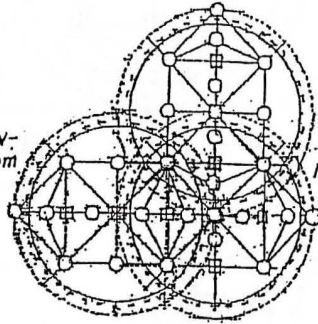


PKA Male Ethos - Moda +

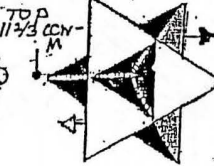


33 1/3 CW + E Bottom

11 2/3 CCW - M Bottom

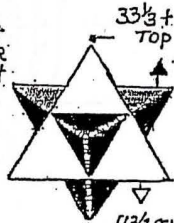


PKA Density Krist
"male" E + FIN - 12 Rear
"female" M - FIN - 6 front



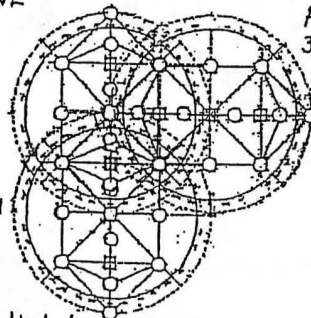
33 1/3 CW + E Bottom

PCM Density Krist
"male" E + FIN - 12 Rear
"female" M - FIN - 6 front

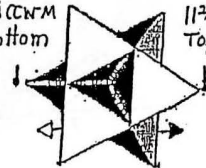


33 1/3 + CW E Top

11 2/3 CCW - M Bottom

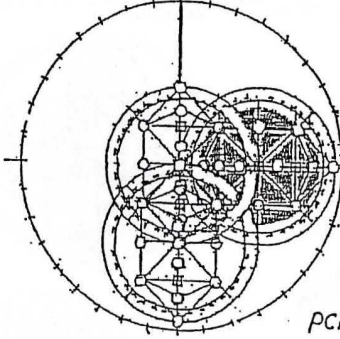


PCM Female Eiros - Adhura -
33 1/3 CCW - M Bottom

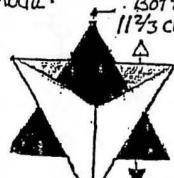


11 2/3 CW + E Top

PCM Ethos - Eiros Etheric



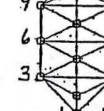
PCM Male Ethos - Moda +



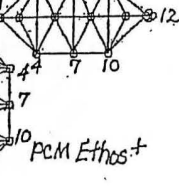
Bottom 11 2/3 CCW - M

TOP 33 1/3 CW + E

PCM Density

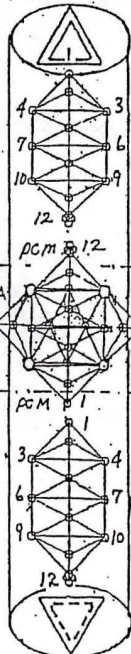


PCM Eiros -



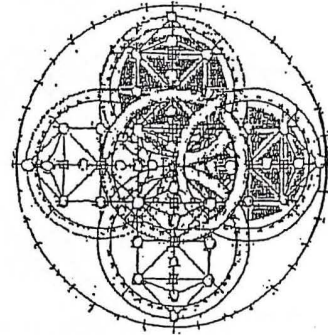
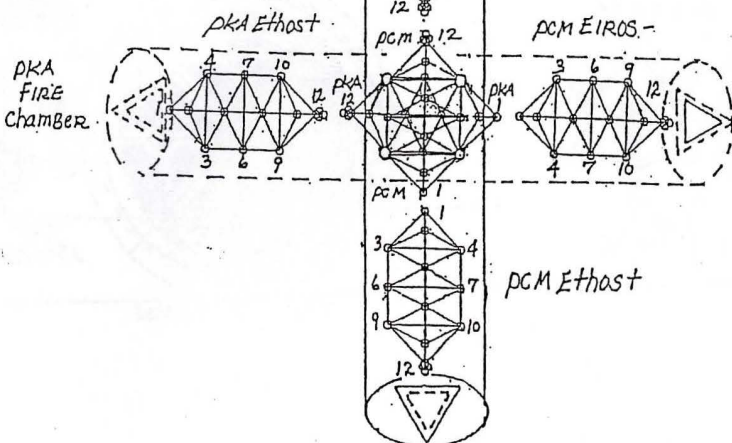
PCM Ethos +

PCM FIRE CHAMBER



Bio-Etheric Interface System

Fire Chamber "Breathing Tubes"



Ethos - Eiros LIGHT-Sound (oscillation-vibration) Cells and Merkabas

NOTE: Signet 12 (Kathara 12) is Always the "Top" + Signet-1 is Always the "Bottom" in one Kathara Grid-Merkaba Set. Self-contained system.

PCM UNIVERSE DIMENSIONAL MERKABA FIELDS

Males

Top: Mana Spiral "Flr" Row - 8, 21 1/3 CW, +ve
Bottom: Eia Spiral "Flr" Row - 12, 11 2/3 CCW, -ve

Females

Top: Mana Spiral "Flr" Row - 12, 11 2/3 CW, +ve
Bottom: Eia Spiral "Flr" Row - 8, 21 1/3 CCW, -ve
(MONAD: PCM Universe 22 1/3 CCW, -ve. EIA (11 2/3 CW, +ve. Mana) Female "Flr" - 8, 21 1/3 CCW, -ve. [PCM Male Merkaba 0-12])

PKA UNIVERSE DIMENSIONAL MERKABA FIELDS

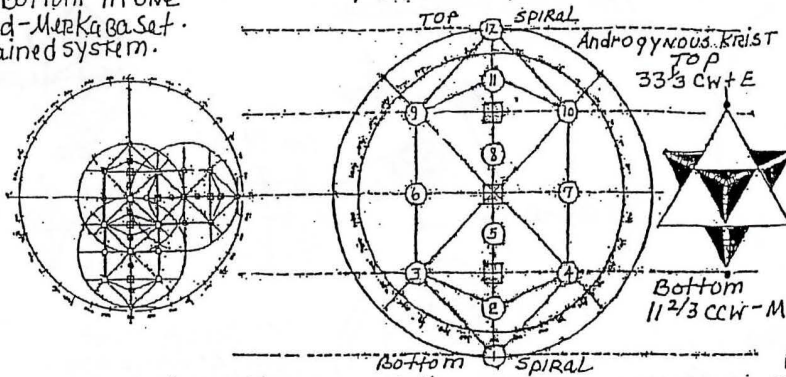
Males

Bottom: Mana, "Flr" Row - 12, 11 2/3 CW, +ve
Top: Eia, "Flr" Row - 8, 11 2/3 CCW, -ve

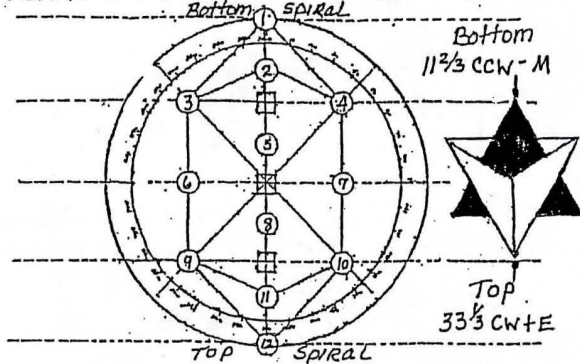
Females

Bottom: Mana, "Flr" Row - 8, 11 2/3 CW, +ve
Top: Eia, "Flr" Row - 12, 11 2/3 CCW, -ve
(MONAD: PKA Universe - 11 2/3 CW, +ve; Mana 11 2/3 CCW, -ve; EIA) PKA Male Kirt, Top EIA 11 2/3 CCW, -ve; Bottom, Mana, 11 2/3 CW, +ve

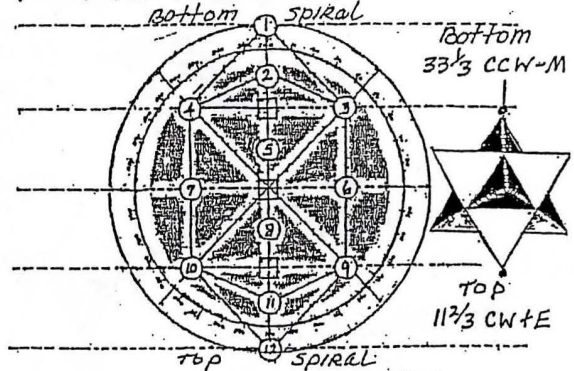
PCM DENSITY CELL



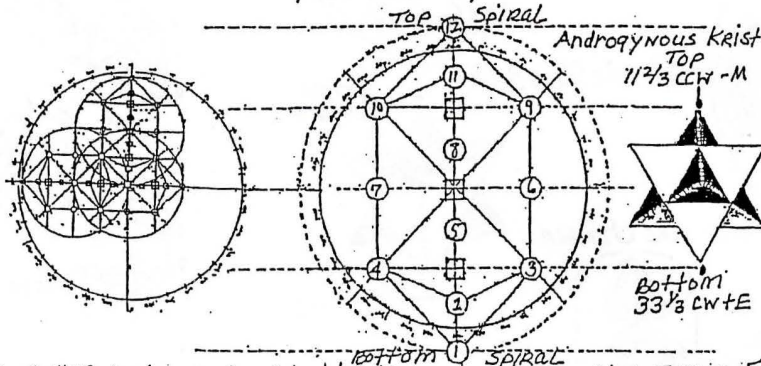
PCM ETHOS MALE MODA + LIGHT CELL



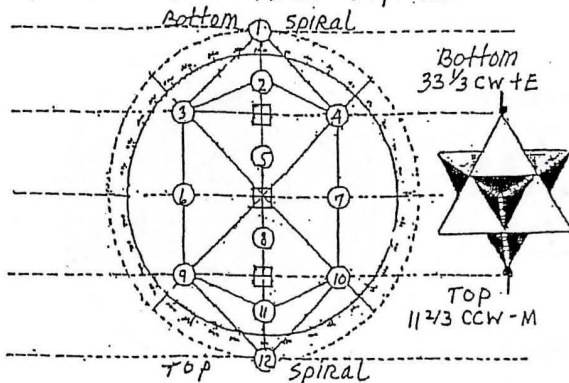
PCM EIROS FEMALE Adhura - Sound Cell



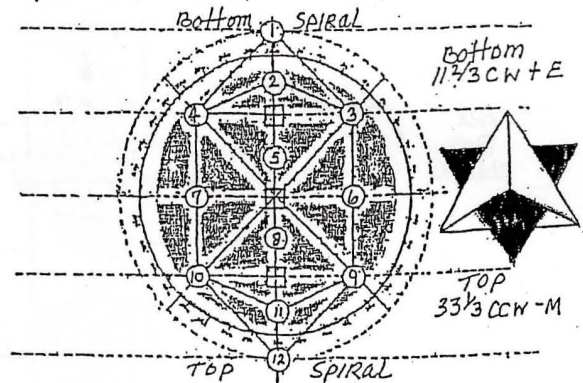
PKA DENSITY CELL



PKA ETHOS MALE ModA + Light Cell

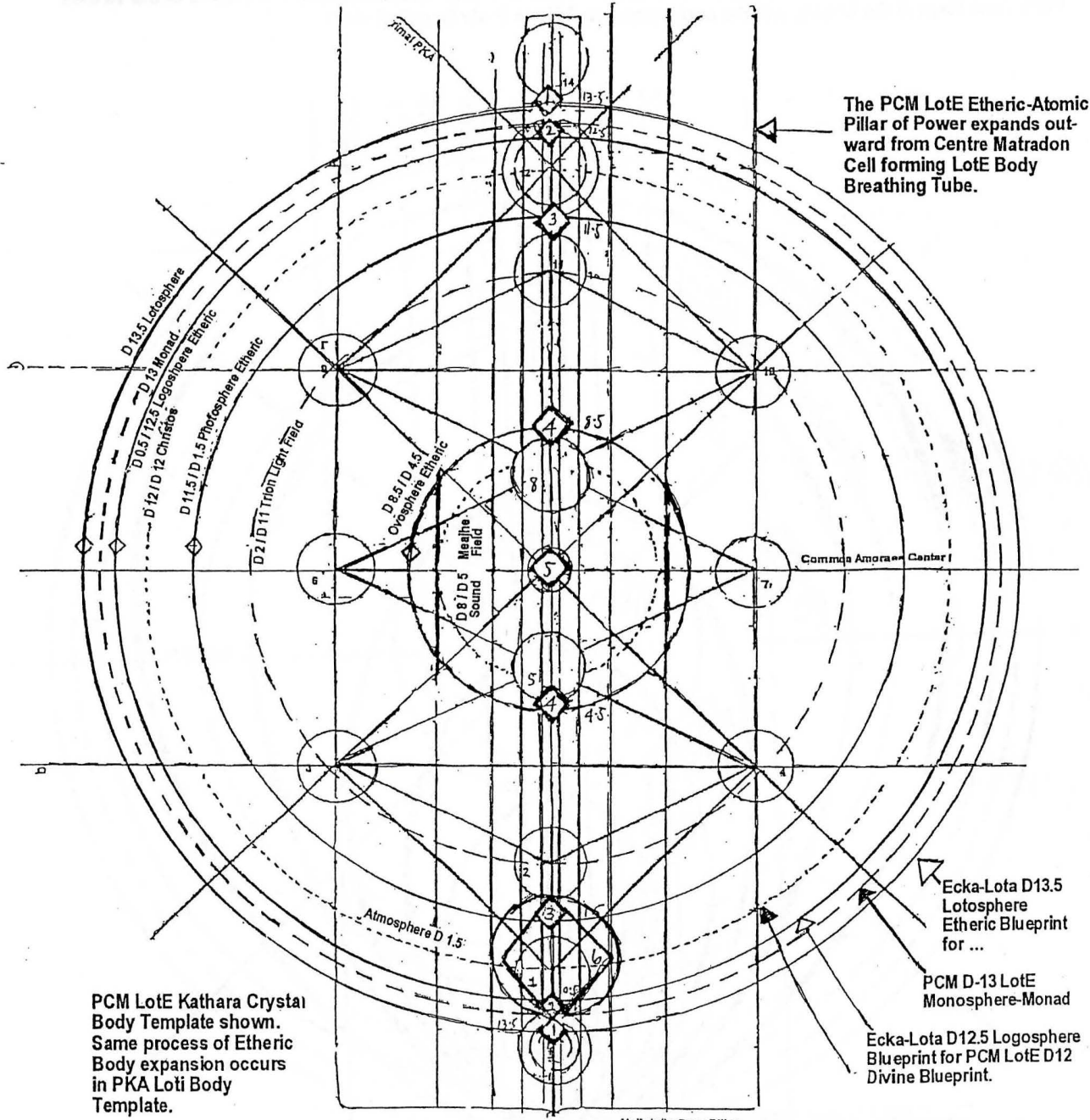


PKA EIROS FEMALE - Sound Cell



The 6 – Exhale Breaths of the Matradon Cell & the “1st 6 Days of Creation”

From the Ecka Lota Base Shield Centre-point, the Matradon Cell expands the Etheric-Atomic Pillar of Power, outward through the LotE PCM Template Crystal Body Template, creating the D13.5 Lotosphere, D12.5 Logosphere D11.5 / 1.5 Photosphere, D8.5 / 4.5 Ovosphere and D6.5 Horosphere Spherical Etheric Body Structures that set the Etheric Light-Sound Body 3-D Blueprints for the Densities and Dimensions of Matter.



The PCM LotE Etheric-Atomic Pillar of Power expands outward from Centre Matradon Cell forming LotE Body Breathing Tube.

PCM LotE Kathara Crystal Body Template shown. Same process of Etheric Body expansion occurs in PKA Loti Body Template.

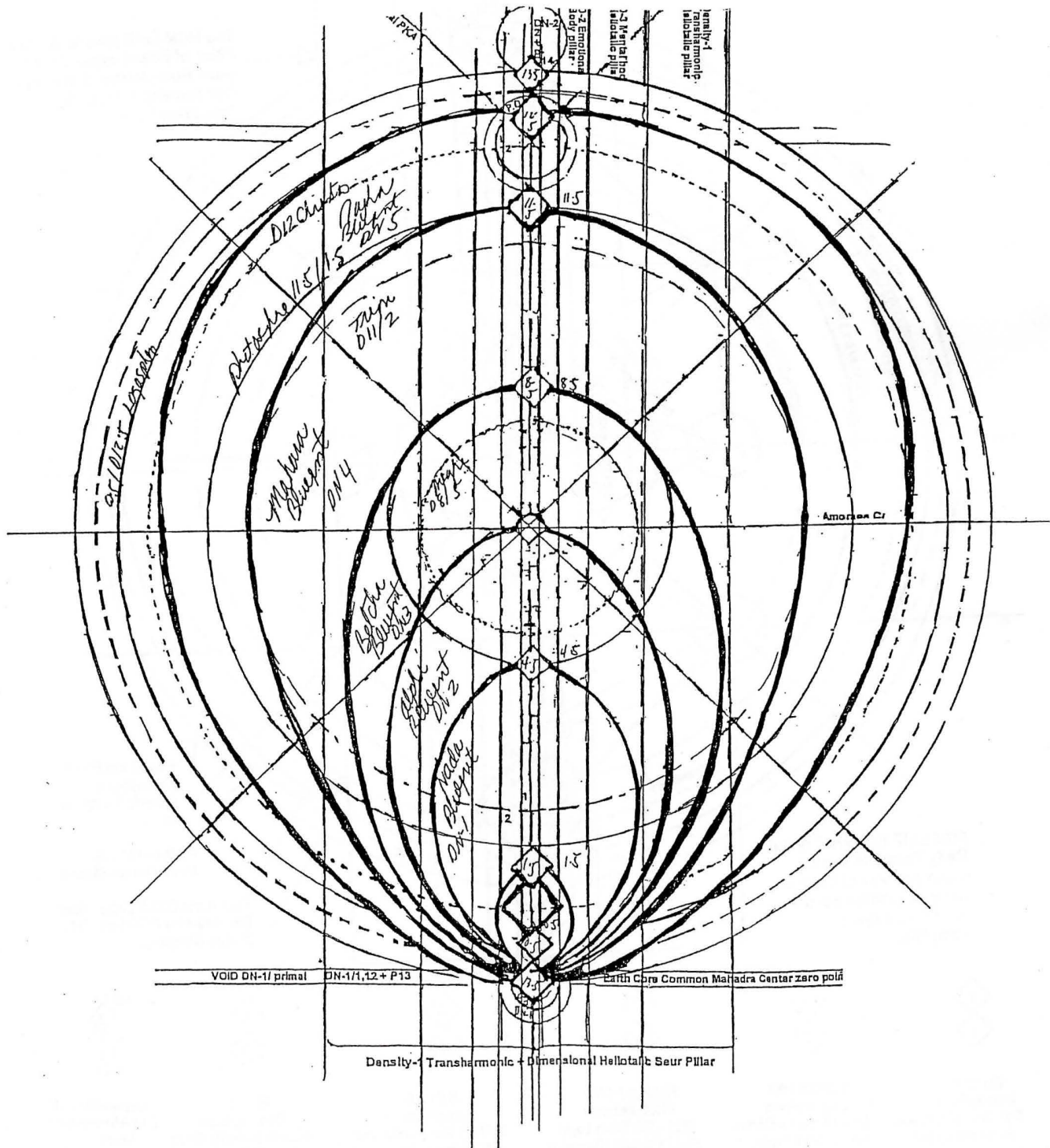
Ecka-Lota D13.5 Lotosphere Etheric Blueprint for ...
PCM D-13 LotE Monosphere-Monad
Ecka-Lota D12.5 Logosphere Etheric Blueprint for PCM LotE D12 Divine Blueprint.



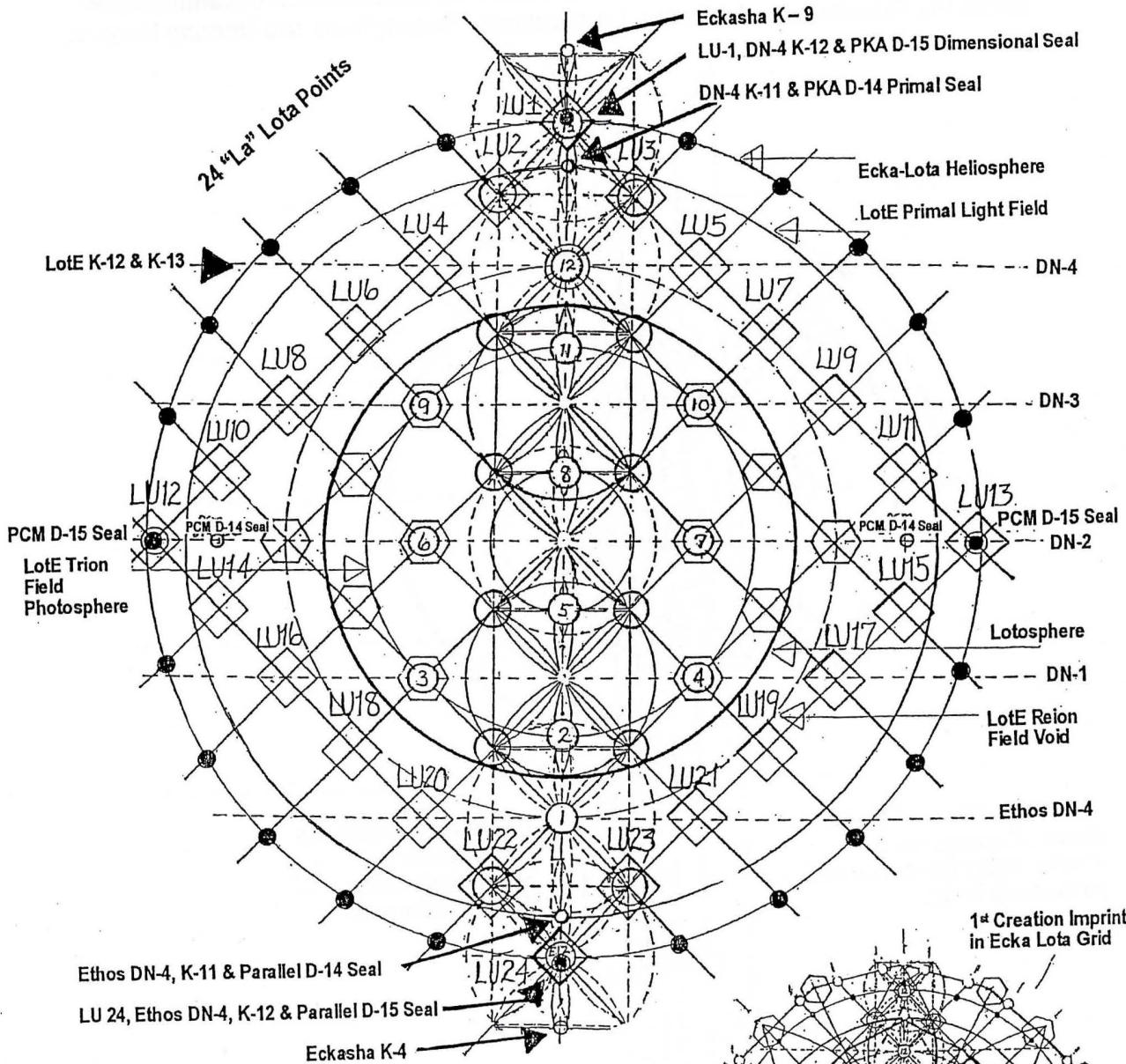
- | | | | | | |
|--|---|--|--|--|---|
| ED 13.5
Lotosphere
D13 Monad Etheric
Body Blueprint
Expansion - 1
Matradon Exhale - 1 | ED12.5 / 0.5
Logosphere
D12 Christos Divine
Blueprint Etheric
Body Expansion - 2
Matradon Exhale - 2 | ED11.5 / 1.5
Photosphere
D11 / D2 Trion Light
Field Etheric Blueprint
Expansion - 3
Matradon Exhale - 3 | ED8.5 / 4.5
Ovosphere
D8 / D5 Meajhe Sound
Field Etheric Blueprint
Expansion - 4
Matradon Expansion - 4 | ED6.5
Horosphere
5 LotE Density Body
Etheric Blueprint
Expansion - 5
Matradon Expansion - 5 | Expansion - 6
The Atmosphere
Atomic
Window
Density
Threshold |
|--|---|--|--|--|---|

5 Density Hova Body Etheric Blueprint Capsules

The 6th Expansion / Exhale Breath of the Matradon cell creates the *Atmos* Density Seed "Atomic Window" Ecka D-0.5 – D-1.5, through which the LotE Crystal Body Etheric Blueprint Spark Currents merge with the LotE PCM Currents within the centre Nadir point of the Pillar of Power to create the Etheric-Atomic Currents of the 15 Ionic Particulate Rays of the Lotum, and the corresponding 5 Hova Body Density Levels.



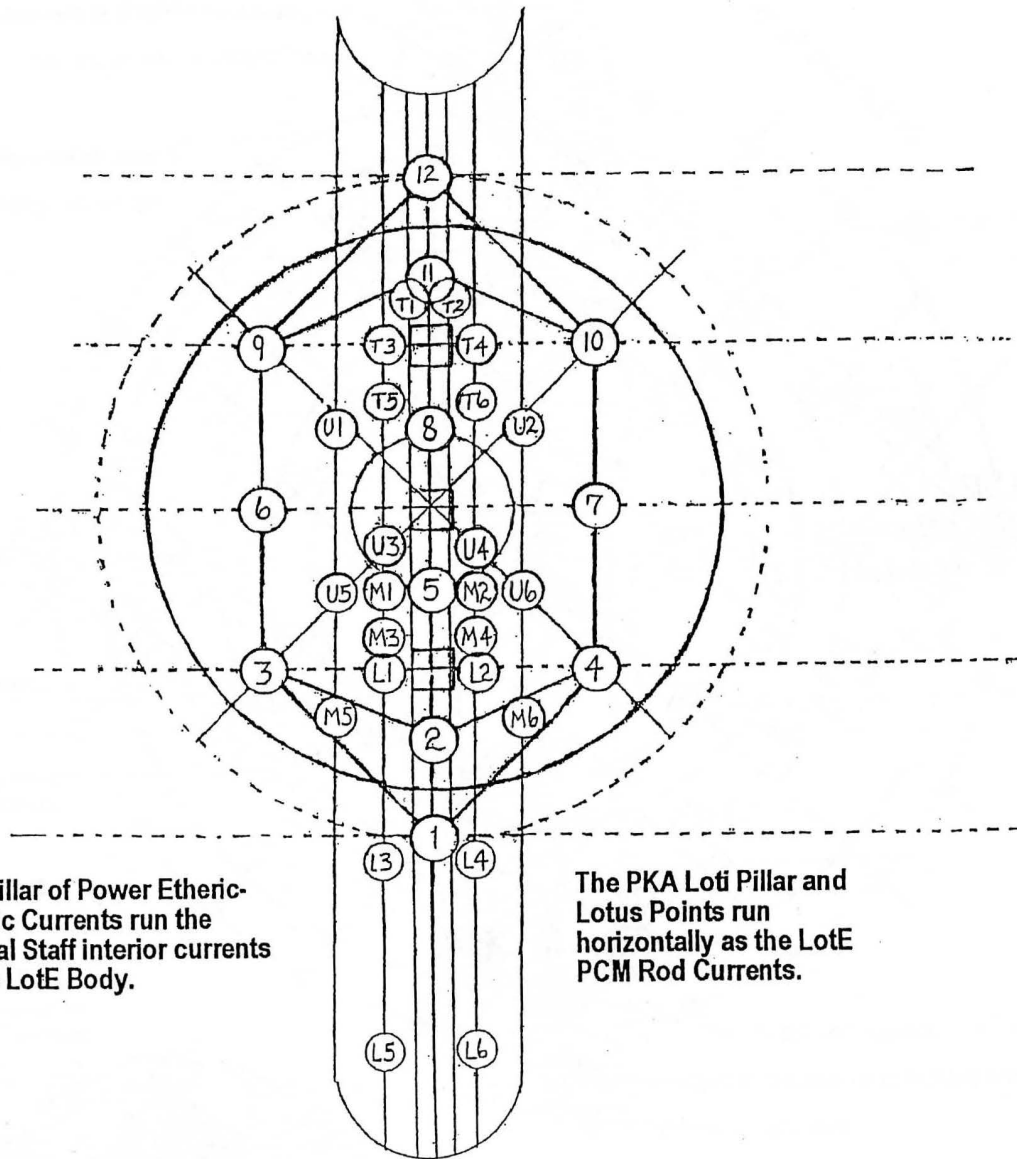
The Radeionic Heliopath Tubes From the LotE Miodic-Diodic Vortex Grid LotA Points Set Density & Etheric Creating the LotE Harmonics Grid



24 Lotus Points link Central Etheric-Atomic Pillar to other LotE, Lotum & Lota Levels ...

- ◆ LU = 24 Lotum Points (Link to PKA Loti)
- ◆ LE = 24 LotE Points (Link to Levels of PCM LotE)
- La = 24 Lota Points (Link to Ecka Lota)

The 24 LotE Lotus Points in the LotE Pillar of Power direct Spark Pulse Currents from the Pillar through the 'a - Yan - Yun - a' Shield Stanz of the Horizontal Shields drawing the Currents into 3-Dimensional Etheric-Atomic Manifestation within the Ecka-Veca Lotosphere, Logosphere, Photosphere and Density Bodies.



The Pillar of Power Etheric-Atomic Currents run the Central Staff interior currents of the LotE Body.

The PKA Loti Pillar and Lotus Points run horizontally as the LotE PCM Rod Currents.

THE 24 LOTUS POINTS & THE 20 EMBODIED ETHOS ETHERIC FLAMES

Each Dimensional & Density Kathara Grid has a Set of 5 Etheric-Ethos Flame Centres within the 5-Density Locks in each Grid. There are 20 Ethos Flames in one 3-Dimensional Density Body (5 Flames x 4 Kathara Grids).

- Zero Point Lock = Mahadra Ethos Flame
- Density-1 Lock = E-Umbil Ethos Flame
- Density-2 Lock = AzurA & Seed Atom
- Density-3 Lock = Rajhna Ethos Flame
- Density-4 Lock = Adhrana Ethos Flame

Ethos-Etheric Flames are Standing-Wave Units of el-ect-ri-c radiation that under natural conditions interact with their Magnetic Eiros Flame counterparts thro' the process of breathing & heart-beat, to perpetually regenerate Krist Sparks for continual Eternal Life Seed Atom Re-fuel.

The Lotus Points of the LotE PCM, PKA Loti & Ethos-Eiros Cells manifest on each level of the embedded Density Kathara Grids, forming the 'Yan-Yun' Flow in each level.

Lotus Points are points of Trans-Density frequency interface that exist as Spheres of energy within the Manifest & Etheric Body structure. Lotus Points circulate frequencies of the Ethos, Eiros & 15-Ray Spectra and serve as interface points between the Matter Body and it's immediate Etheric Body Blueprint.

The Geomantic pulsation & spin of the 24 Lotus Point Spheres controls the Base Pulse Rhythm of the Density & Dimensional Subharmonic Shields & regulates the Step down Transfiguration of parti-kate Spark Currents into ionic-particulates, sub-atomic, atomic and molecular structure.

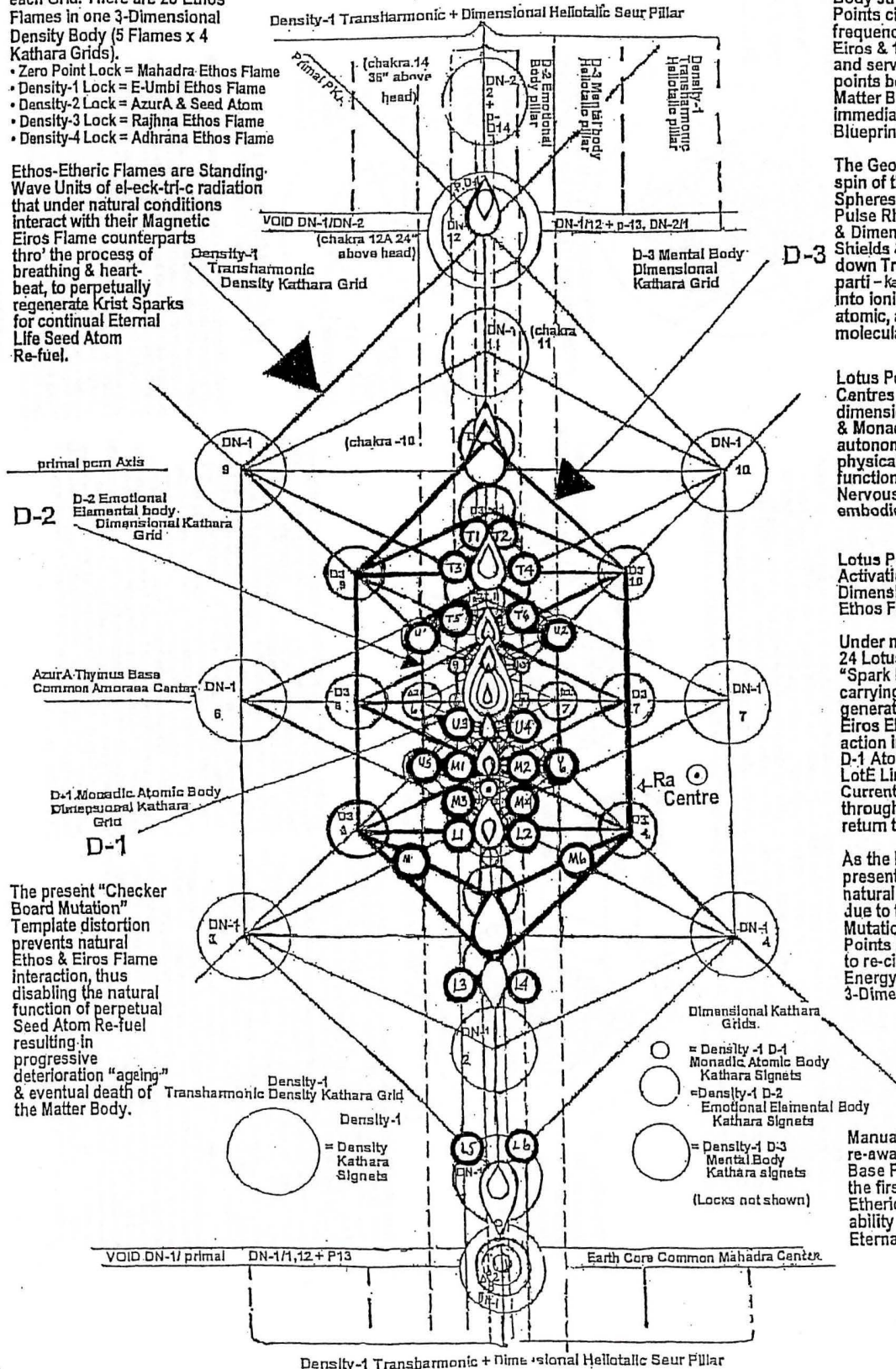
Lotus Points are Control Centres for the Multi-dimensional "Bio-computer" & Monad which govern the autonomic processes of the physical anatomy and the functions of the Brain, Nervous System and embodied Consciousness.

Lotus Points control the Activation of Density & Dimensional Etheric-Ethos Flame Centres.

Under natural conditions the 24 Lotus points serve as "Spark Distribution Centres" carrying the Krist Sparks generated by the Ethos-Eiros Etheric Flame interaction into the D-13 Monadic D-1 Atomic, & D-2 Elemental LotE Lines and Staff Currents for distribution through the Shields and return to the Seed Atom.

As the Etheric Flames are presently denied their natural sparking function due to the "Checkerboard Mutation" the 24 Lotus Points have been limited to re-circulation of Static Energy Currents within the 3-Dimensional body.

Manual re-activation and re-awakening of organic Base Pulse Rhythms is the first step in restoring Etheric Flame Sparking ability and the resultant Eternal Life Potential.

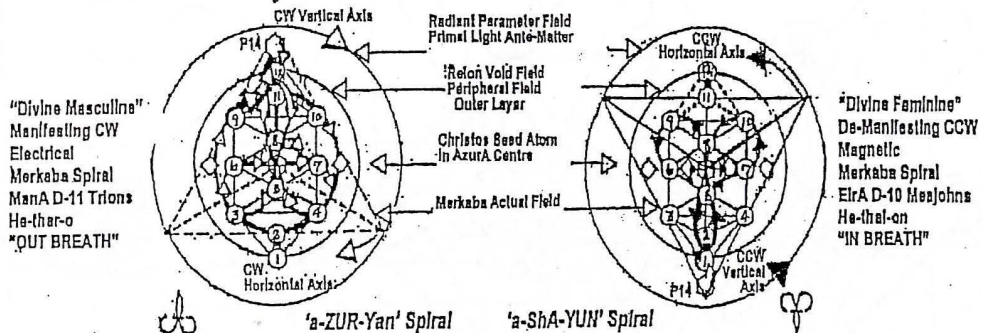


The present "Checker Board Mutation" Template distortion prevents natural Ethos & Eiros Flame interaction, thus disabling the natural function of perpetual Seed Atom Re-fuel resulting in progressive deterioration "ageing" & eventual death of the Matter Body.

Externalisation Phase of the Manifestation-Transduction-Sequence (MTS) Begins with Activation of the 'Yan-Yun' Flow Through the Pillar of Power

Christiac Merkaba Fields, the 'a-Yan-Yun-A' Flow and the 'He-thar-o' - 'He-thal-on' Cycle

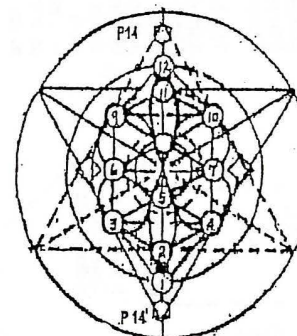
Whereas the Vertical Rotation Axis of the Merkaba Actual Field creates the D-13-14-15 Primal Light Radiant Parameter Field around the Merkaba Field, the Horizontal Rotation Axis of the Counter-rotating Merkaba Spiral Sets creates a Set of Internal Spherical Standing Waves called the Radial Body Peripheral Field within the centre of the Interwoven Merkaba Spiral Set. The Inner-most layer of the Radial Body Peripheral Field is called the ElrA Pre-Sound Meajhe Field, the middle layer of the Radial Body is the ManA Pre-Light Trion Field and the outer-most layer of the Radial Body (which manifests as an energy capsule "skin" around the Pre-Light Trion Field) is called the ManU Relon Void Field Capsule. The 3 Radial Body Peripheral Field Layers serve as the 3-Dimensional "Holographic Projection Screen" within, through and upon which the Sub-Atomic Virtual Field of manifest Space-Time-Matter is created. All manifestation takes place *within* the Peripheral Field Radial Body, which forms *within* the Merkaba Actual Field *within* the "Background Electro-Magnetic Domain" of the Cosmic and Universal Shield Base Field. The rhythm of linear-time-movement, creation of electrical & magnetic force, external space expansion & contraction and the manifestation and demanifestation of the subatomic-atomic-molecular matter base are all governed by the interconnected structures of the Kathara Template, Scalar Shields, and the Base Field, Parameter Field, Merkaba Actual Field and Radial Body Peripheral Fields of the Merkabic Circulatory System.



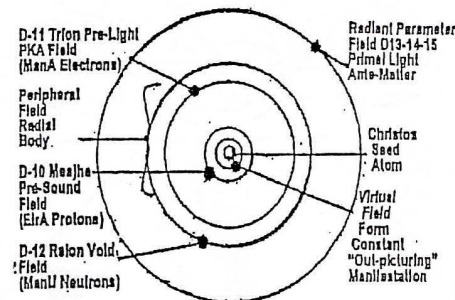
In the natural function of the Eternal Life-Perpetual Motion First Creation, the Base-Electrical (ManA) PKA+ve CW Merkaba Spiral ("Top" in PCM Universe, "Bottom" in PKA Universe) receives ManA frequency from the D-14 Polaris Primal Light Field and Spirals a portion of this ManA Current through D-13 & the D-12 Divine Blueprint Shield and into Dimensional Lock 11, of the Kathara Core Template. The ManA Current emerges into dimensionalization following the a-ZUR-Yan Flow Pattern, through which the Christos Seed Atom at the Merkaba Field Centre receives a quantity of ManA Primal Life Force that will fuel a specific Cycle of Space-Time-Matter manifestation. Once the a-ZUR-Yan energy expansion is set, the Electrical Merkaba Spiral circulates a Series of 8 energy expansion Cycles within the Merkaba Centre forming the Pre-Light, Base-electrical ManA D-11 Trion Field Middle Layer of the Radial Body Peripheral Field, within the Merkaba Field Centre. The Base electrical CW Spiraling PKA+ve Trion Field Spherical Standing Wave progressively expands ManA energy from the Christos Seed Atom into manifestation. The Trion Field generates a Virtual Field of Electrical Charge sub-atomic ionic particulates - including manifest Dimensionalized Electrons in the Particium Universe and as +ve Positrons (electron anti-particles) in the Parallel PKA Universe. Electrons are ManA Force Carriers that generate Virtual Field magnetic Fields through Interscillon with the Magnetic Merkaba Spiral Peripheral Field and the Universal Base Field. When the Electrical Merkaba Spiral reaches the end of its 8th Expansion Cycle the a-ZUR-Yan Flow Pattern activates within the Kathara Template to renew the ManA Energy supply within the Christos Seed Atom in an event called the Electrical Peak or He-thar-o.

The Base-Magnetic (ElrA) PCM-CCW Merkaba Spiral ("Bottom" in PCM Universe, "Top" in PKA Universe) transmits expanded manifest energy from the expanding Pre-Light Trion Peripheral Field into ElrA Energy, then contracts ElrA Energy back into the Christos Seed Atom, Divine Blueprint and D-14/D15 Primal Light Field. The ElrA Current returns from manifestation through a contracting Pre-Sound, D-10, Meajhe Field within the D-11 Trion Pre-Light Field. The Magnetic Merkaba Spiral contracts energy inward on a Counter-clockwise Rotation forming the Spherical Standing Wave of ElrA that is the Inner Meajhe Field Layer of the Radial Body Peripheral Field. The Base-Magnetic-ElrA CCW Rotating D-10 Meajhe Field generates a Virtual Field of +ve electrical charge ionic particulates, including Manifest Dimensionalized +ve Protons in the Particium Universe and as -ve Neutrons (proton anti-particles) in the Parallel Universe. The Counter-clockwise Rotating, contracting Meajhe Field has 8 specific Cycles of contraction which are synchronized with the 8 Trion Field expansion Cycles of the Electrical Merkaba Spiral. When the Electrical Spiral completes its 'He-thar-o' Electrical Peak and 'a-ZUR-Yan' Flow activates, the magnetic Spiral begins the Magnetic Peak 'He-thal-on'. During the 'He-thal-on' Magnetic peak, the 'a-ShA-YUN' Flow Pattern activates within the Kathara Template, releasing the ElrA Energy contracted in the Meajhe Field back through the Christos Seed Atom and D-12 Divine Blueprint and D14/D15 Primal Light Field.

Yan-Yun-a' Shield Stanz generates the Yan-Yun Flow EM Fields through the Pillar of Power & 24 Lotus points



12-Dimensional Single Bi-Vecka Merkaba Actual Field with Full 'a-Yan-Yun-A Flow' Pattern



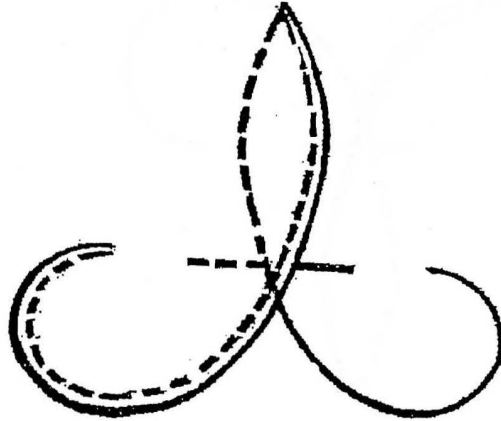
The Spherical Standing Wave Fields Generated by the Christiac Merkaba

The natural Counter-rotation of the Electrical & Magnetic Merkaba Spirals and the Trion-Meajhe Radial Body Peripheral Fields within them generates the Dimensionalized Manifest Virtual Fields, "out-picturing" or "Form Constant" of experientially External Space-Time-Matter within the centre of the Radial Body Spherical Standing Wave Peripheral Fields. As the Merkaba Actual Fields and the Trion-Meajhe Peripheral Fields Counter-rotate through the D-12 Divine Blueprint Base Field, the *outer* Layer of the radial Body Peripheral Field forms as a Tri-Charge (+ve Electrical, -ve Electrical and 0 Neutral Electrical charge), "Energy Skin" Called the D-12 Relon Field, which generates a Virtual Field "Magnetic Repulsion Zone" or "Void Space" that serves to hold the Peripheral Fields and their Virtual Field manifestations in place, allowing for Energetic Stability and Structural Integrity of the Merkaba Actual, Peripheral and Virtual Fields, and the Space-Time-Matter Hologram within them to be Sustained.

Shield of the Arc (of the Covenant)

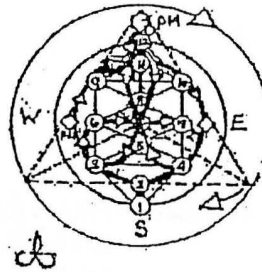
Arc Seal Release 4-Stanz Code Sequence
Stanz #1 a-ZÜR -YaN

Generates the Etheric Ethos Yan +ve Electrical Flow
through Pillar of Power Ethos Ascent in PCM LotE



© Ashayana & Azurtanya Deane, Ekr's MC; December 2002

Positions – Rajhna (pineal),
right hand,
right foot.



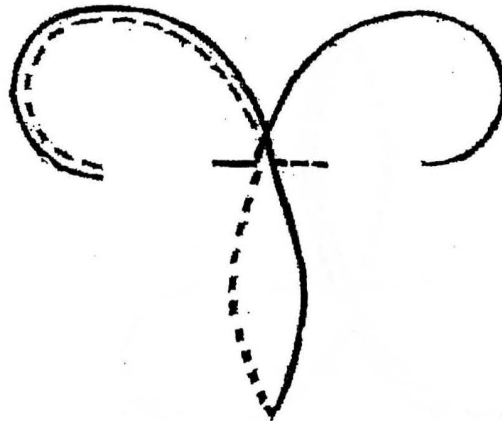
Dec 5, 2002, Ecka Shield Activation (Indigo Access)
Feb 2003, Earth shield Activation (Human Access)

Tone: "YaN"

Shield of the Arc (of the Covenant)

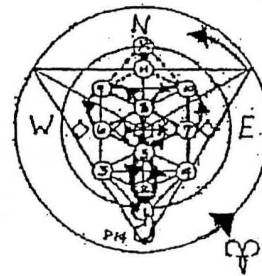
Arc Seal Release 4-Stanz Code Sequence
Stanz #2 a-ShA -YUN

Generates the Etheric-Ethos Yun -ve Magnetic Flow
through Pillar of Power Eiros PKA Descent in PCM LotE



© Ashayana & Azurtanya Deane, Ek's MC; December 2002

Positions – Azur-A (base of thymus),
left hand,
left foot



Dec 12, 2002, Ecka Shield Activation (Indigo Access)
Feb 2003, Earth shield Activation (Human Access)

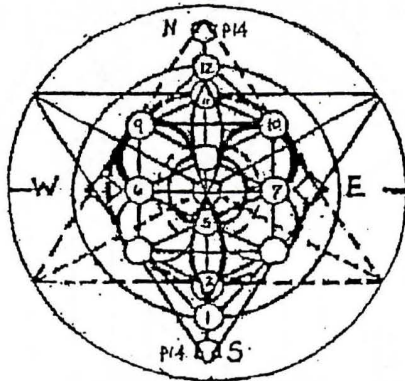

Tone: "YUN"

Shield of the Arc (of the Covenant)

Arc Seal Release 4-Stanz Code Sequence

Stanz #3 a-Yan-Yun-A

Together the Shield Flow Templates of the 'a-Yan-Yun-A'
generate the Natural EM Etheric Ethos-Eiros Flow between
& through PKA Loti & PCM LotE that becomes Natural
Electrical & Magnetic Manifest Polarity Fields.



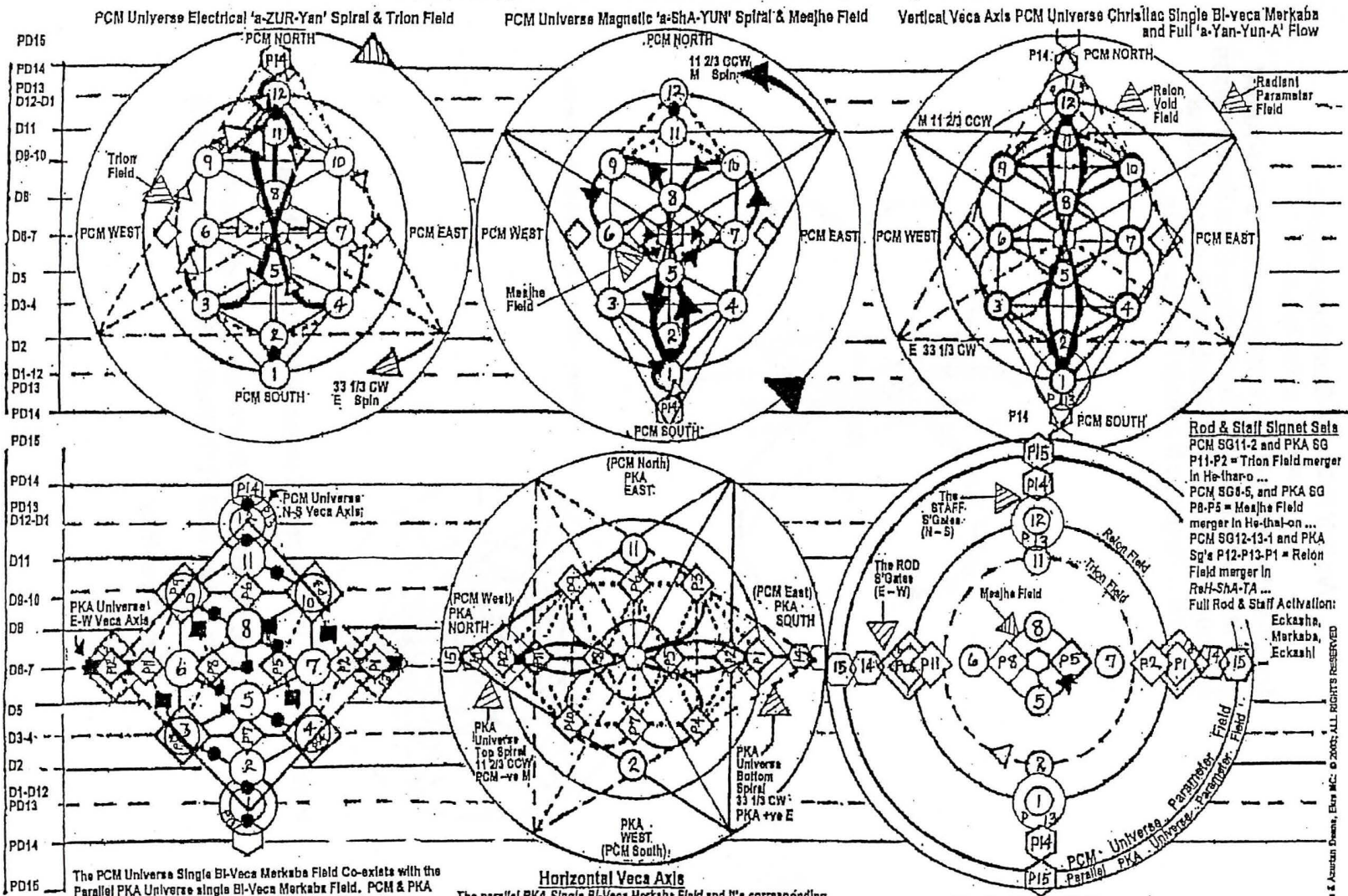
© Ashrayana & Azurtanya Deane, Ekr's MC; December 2002

Position – E-Umbi Point (approx. "2 fingers width" down from Navel)

Dec 16, 2002, Ecka Shield Activation (Indigo Access)
March-April 2003 Earth Shield Activation (Human Access)

Tone: "Yan-YUn"

PCM Merkaba, Parallel PKA Merkaba and The Rod & The Staff Signet Seals



The PCM Universe Single BI-Veka Merkaba Field Co-exists with the Parallel PKA Universe single BI-Veka Merkaba Field. PCM & PKA Universe Single BI-Veka Merkaba's link through the Inter-woven Kathara Grid Template and a Singular, shared, Christos Seed Atom. The Seed Atom keeps the PCM & PKA Electro-magnetic domains separate from each other, whilst permitting Frequency to circulate openly between the two Intertwined Systems.

Horizontal Veka Axis
The parallel PKA Single BI-Veka Merkaba Field and its corresponding Parameter, Peripheral, Virtual and Base Fields run on a Horizontal Veka Axis at a 90 deg. Shift in Spin Axis to the PCM Universe Merkaba. When Both PCM & PKA Universe Single BI-Veka Merkaba's activate then, respectively, 'a-Yun-Yun-A' flows and the Christos Seed Atom splits to allow PCM & PKA merger to form the Double BI-Veka Merkaba Field.

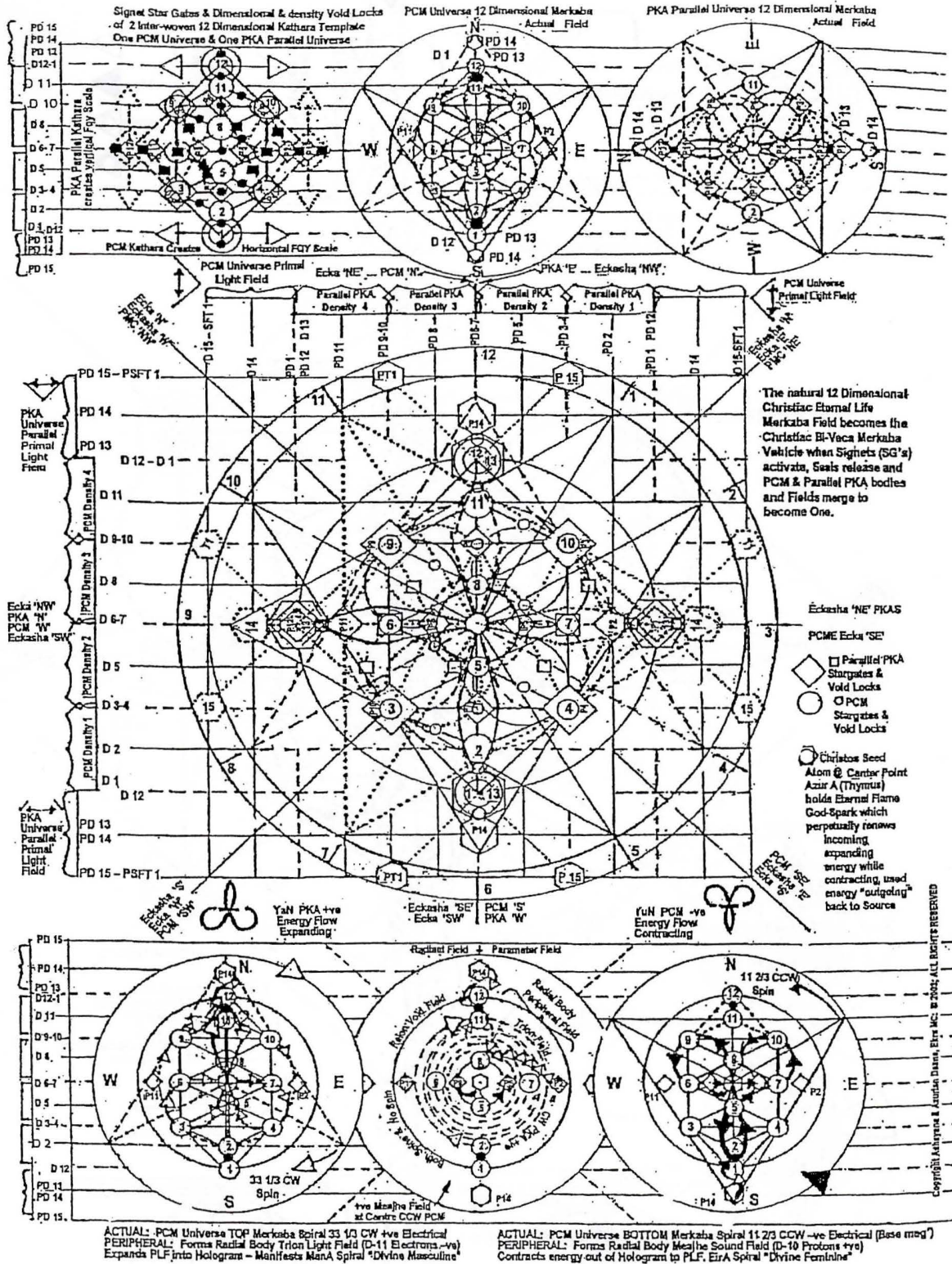
The Rod & The Staff
The Spherical Standing Wave Fields of the PCM & PKA Universe Veka Merkaba Field are lined through the Christos Seed Atom and set of Vertical Star Gates called the "Staff" (North-South Veka Axis) and a corresponding Horizontal set (East-West Veka Axis), called the "Rod". When the "Rod & Staff" are fully activated the Seed Atom splits to allow Field merger.

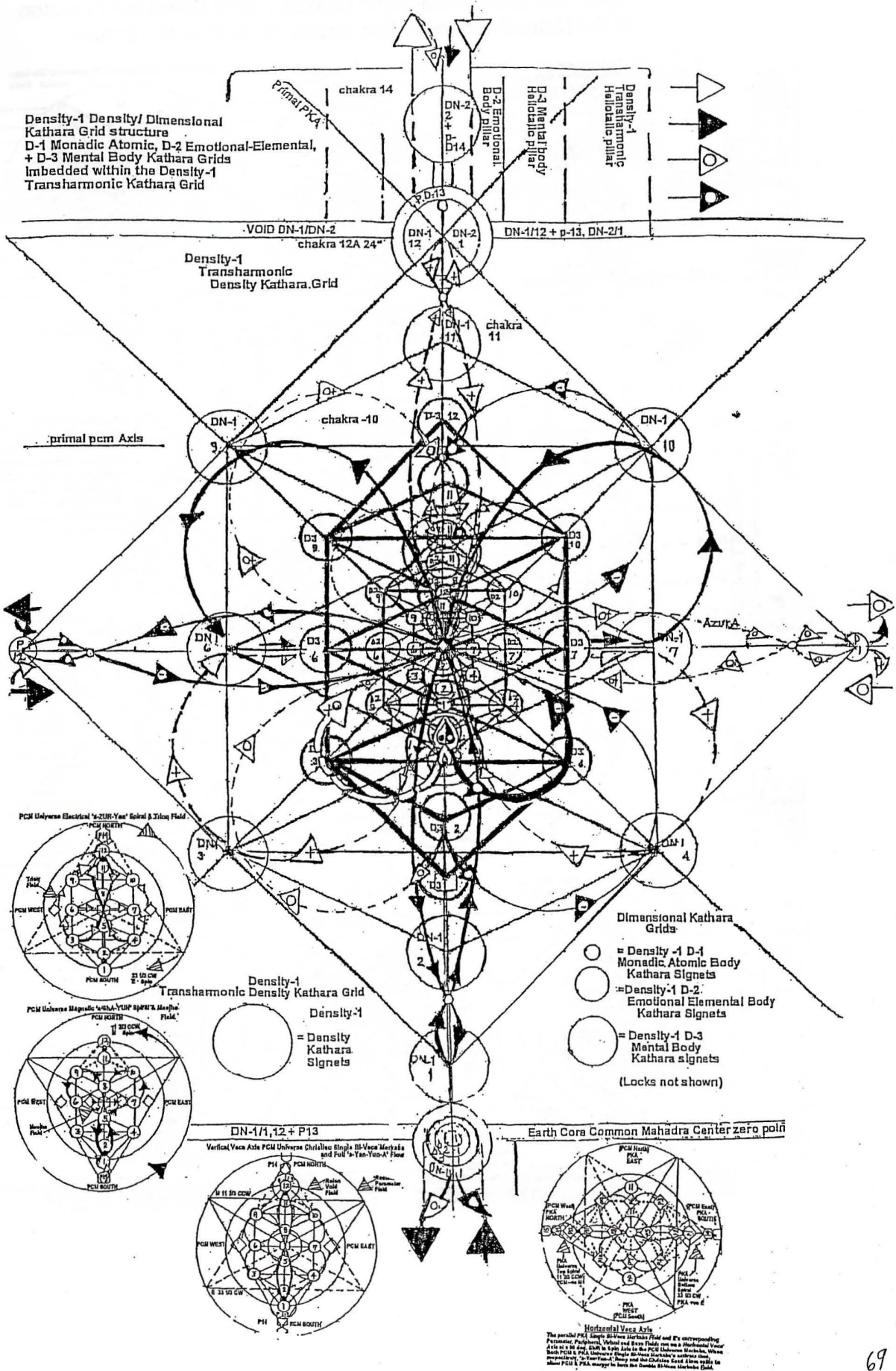
Rod & Staff Signet Seals
PCM SG11-2 and PKA SG P11-P2 = Trion Field merger in He-tharo ...
PCM SG8-5, and PKA SG P8-P5 = Meajhe Field merger in He-thal-on ...
PCM SG12-13-1 and PKA Sp's P12-P13-P1 = Relon Field merger in ReH-SHA-TA ...
Full Rod & Staff Activation: Eckasha, Merkaba, Eckashi

Copyright Ashvarya & Azharin Dawns, Elm MC. © 2000; ALL RIGHTS RESERVED

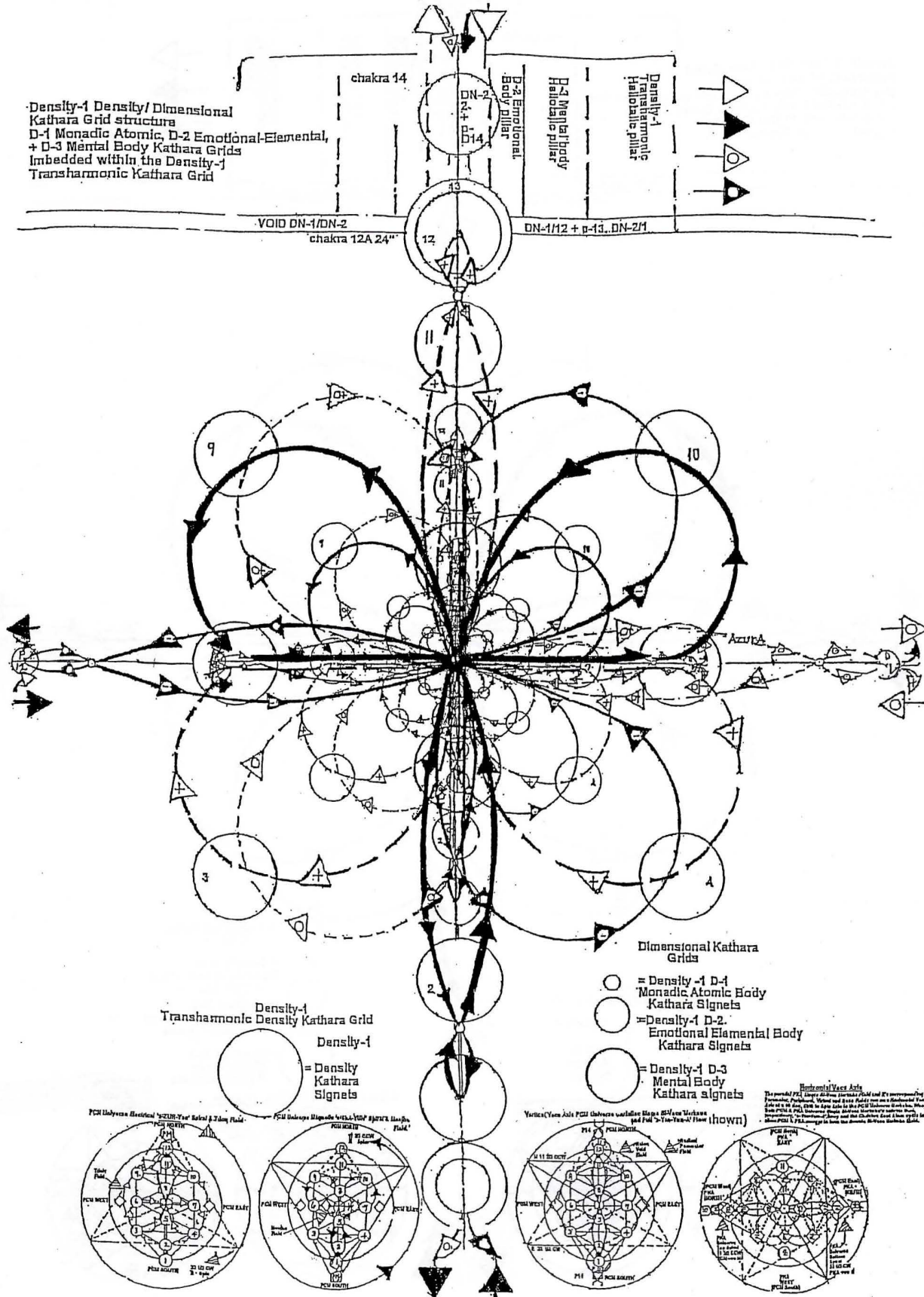
The 'Yun-Yun' Flow Initiates Externalisation of Pillar of Power
Spak Pulse Currents Into Matter Manifestation

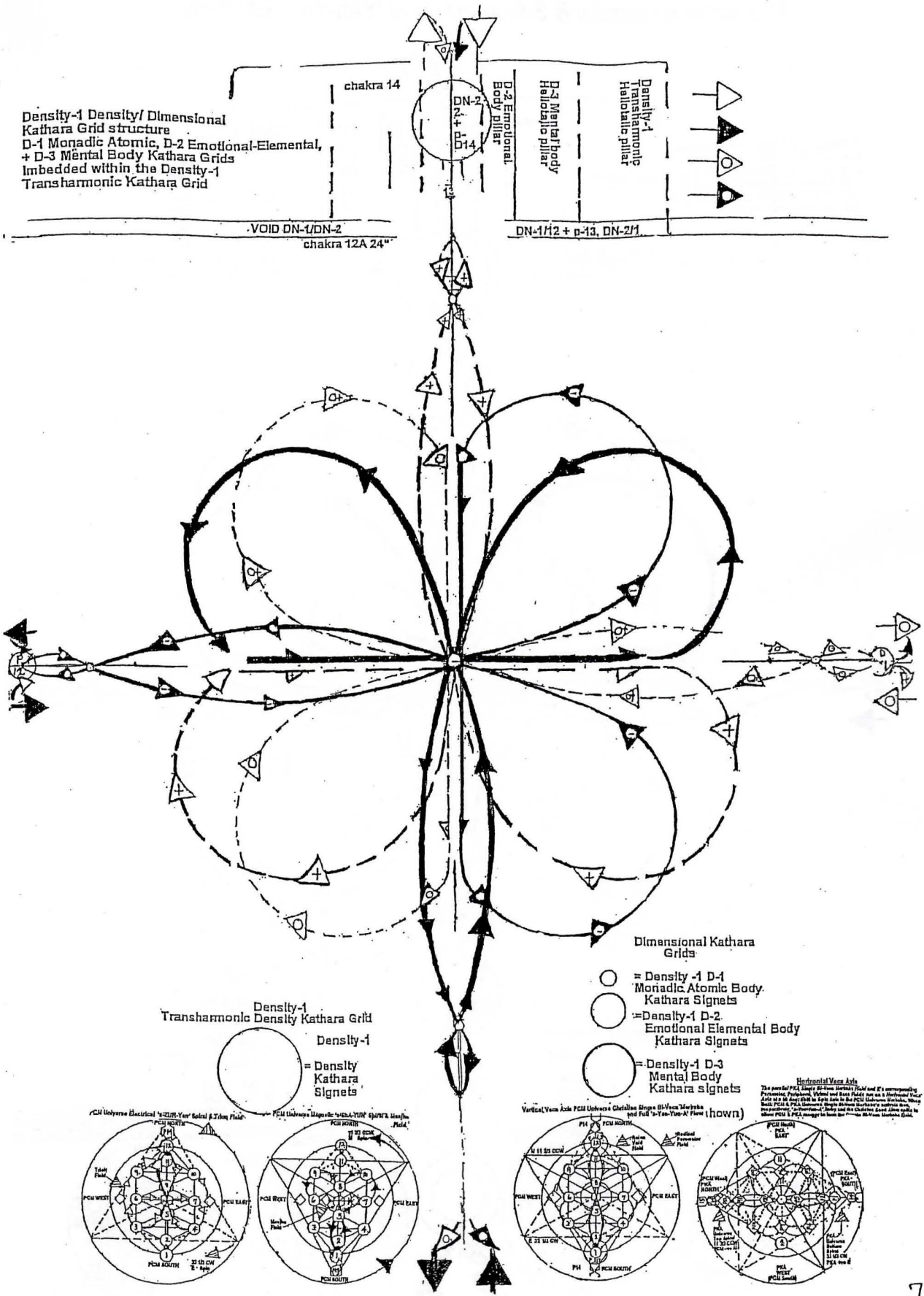
The 'Yan-Yun' Electro-magnetic Density Flows Direct the Function of the Natural Merkabic Circulatory System of the Lotum





The Natural Density & 3-Dimensional 'Yan-Yun' EM Flow

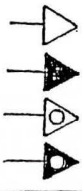




Density-1 Density/ Dimensional Kathara Grid structure
 D-1 Monadic Atomic, D-2 Emotional-Elemental,
 + D-3 Mental Body Kathara Grids
 Imbedded within the Density-1
 Transharmonic Kathara Grid

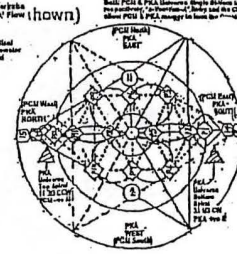
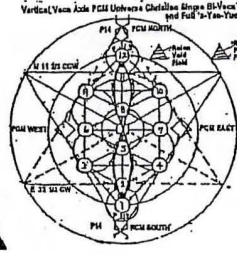
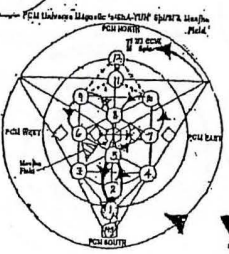
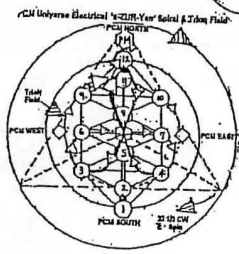
VOID DN-1/DN-2
 chakra 12A 24''

chakra 14
 DN-2
 D-2 Emotional Body pillar
 D-3 Mental Body Heliohelic pillar
 Density-1 Transharmonic Heliohelic pillar
 DN-1/12 + 0-13, DN-2/1



Density-1 Transharmonic Density Kathara Grid
 Density-1 Kathara Grids
 = Density Kathara Signets

Dimensional Kathara Grids
 = Density -1 D-1 Monadic Atomic Body Kathara Signets
 = Density-1 D-2 Emotional Elemental Body Kathara Signets
 = Density-1 D-3 Mental Body Kathara signets



Horizontal Vase Axis
 The central P21, along the horizontal axis and it's corresponding Parasitic, Pothole, Spiral and Base fields are on a horizontal Vase Axis at all times (844) to begin with in the P21 Subzone. The whole field P21 is P21. However, there are other Kathara's within this subzone. Horizontal Axis and the Chakra Axis lines only to show P21 & P22 energy to look for in the P21 Subzone.

Density-1 Density/Dimensional Kathara Grid structure
 D-1 Monadic Atomic, D-2 Emotional-Elemental,
 + D-3 Mental Body Kathara Grids
 Imbedded within the Density-1
 Transharmonic Kathara Grid

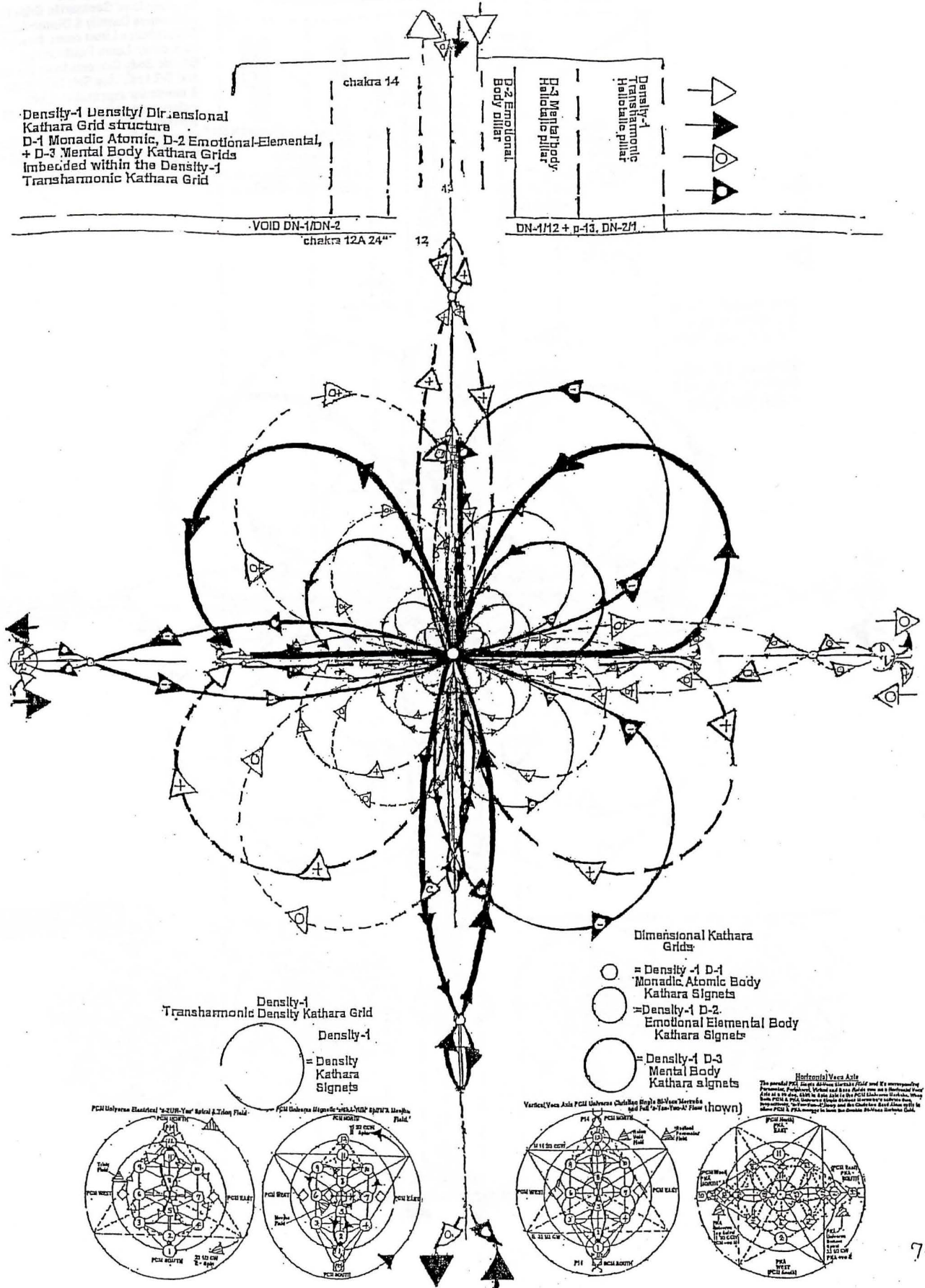
chakra 14

Density-1
 Transharmonic
 Holoharmonic pillar

D-2 Emotional-
 Body pillar

VOID DN-1/DN-2
 "chakra 12A 24"

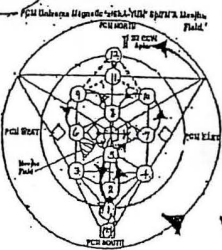
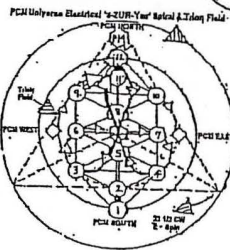

DN-1/12 + p-13, DN-2/1



Dimensional Kathara Grids

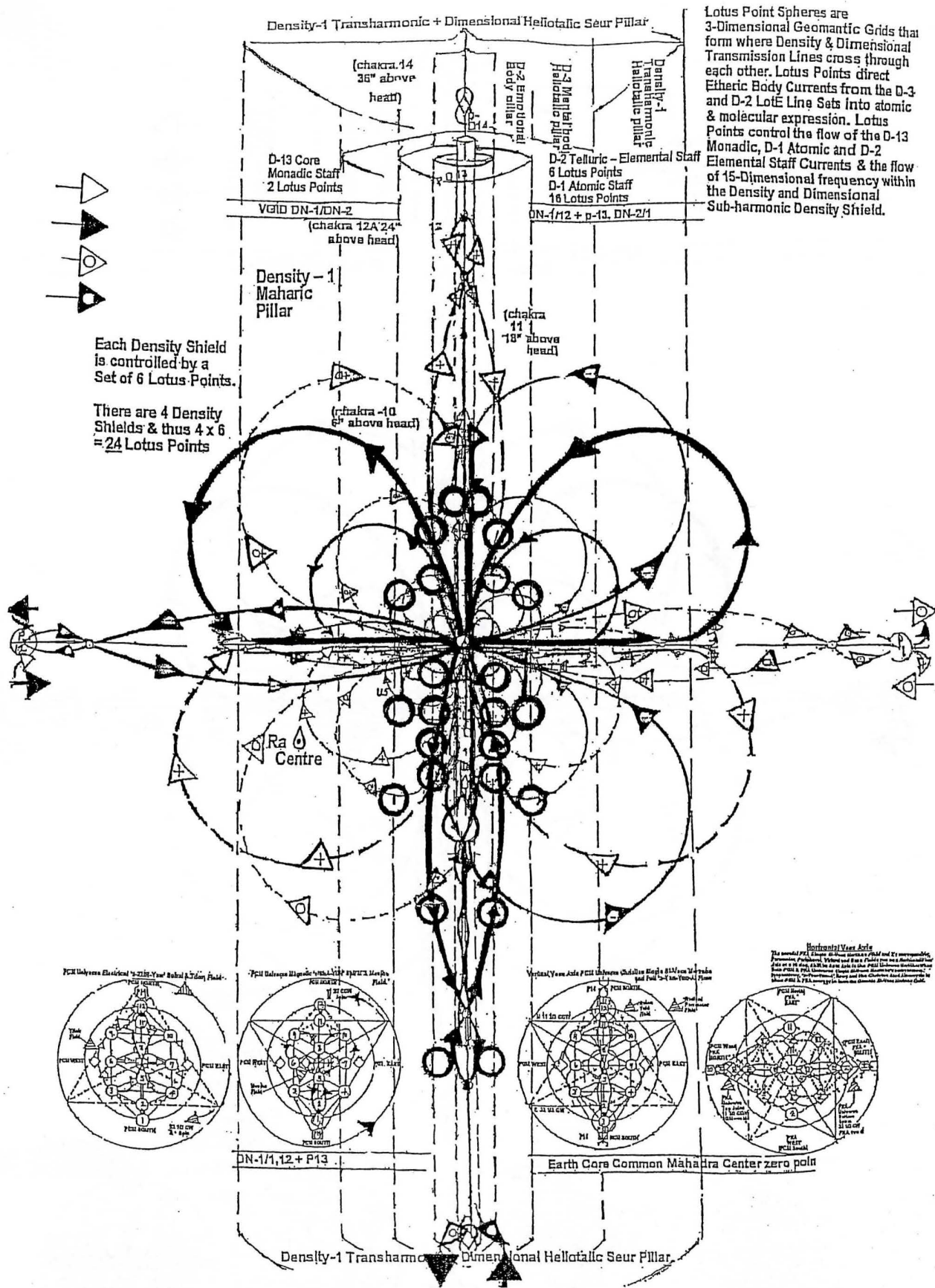
- = Density -1 D-1 Monadic Atomic Body Kathara Signets
- = Density-1 D-2 Emotional Elemental Body Kathara Signets
- = Density-1 D-3 Mental Body Kathara signets

Density-1 Transharmonic Density Kathara Grid



Horizontal/Vaca Axis
 The overall PCM Signet defines the field and it's corresponding
 Harmonic, Polarity, Field and Base. It's also a Horizontal Vaca
 Axis at the top. It's also a PCM Signet. It's also a PCM Signet. It's
 also a PCM Signet. It's also a PCM Signet. It's also a PCM Signet.
 It's also a PCM Signet. It's also a PCM Signet. It's also a PCM Signet.
 It's also a PCM Signet. It's also a PCM Signet. It's also a PCM Signet.

The 24 Lotus Points & Density-1 'Yan-Yun-A' Flow

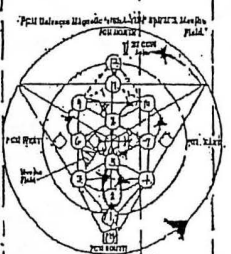
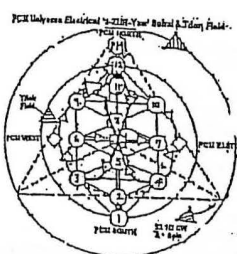


Lotus Point Spheres are 3-Dimensional Geomantic Grids that form where Density & Dimensional Transmission Lines cross through each other. Lotus Points direct Etheric Body Currents from the D-3 and D-2 LotE Line Sets into atomic & molecular expression. Lotus Points control the flow of the D-13 Monadic, D-1 Atomic and D-2 Elemental Staff Currents & the flow of 15-Dimensional frequency within the Density and Dimensional Sub-harmonic Density Shield.



Each Density Shield is controlled by a Set of 6 Lotus Points.

There are 4 Density Shields & thus 4 x 6 = 24 Lotus Points



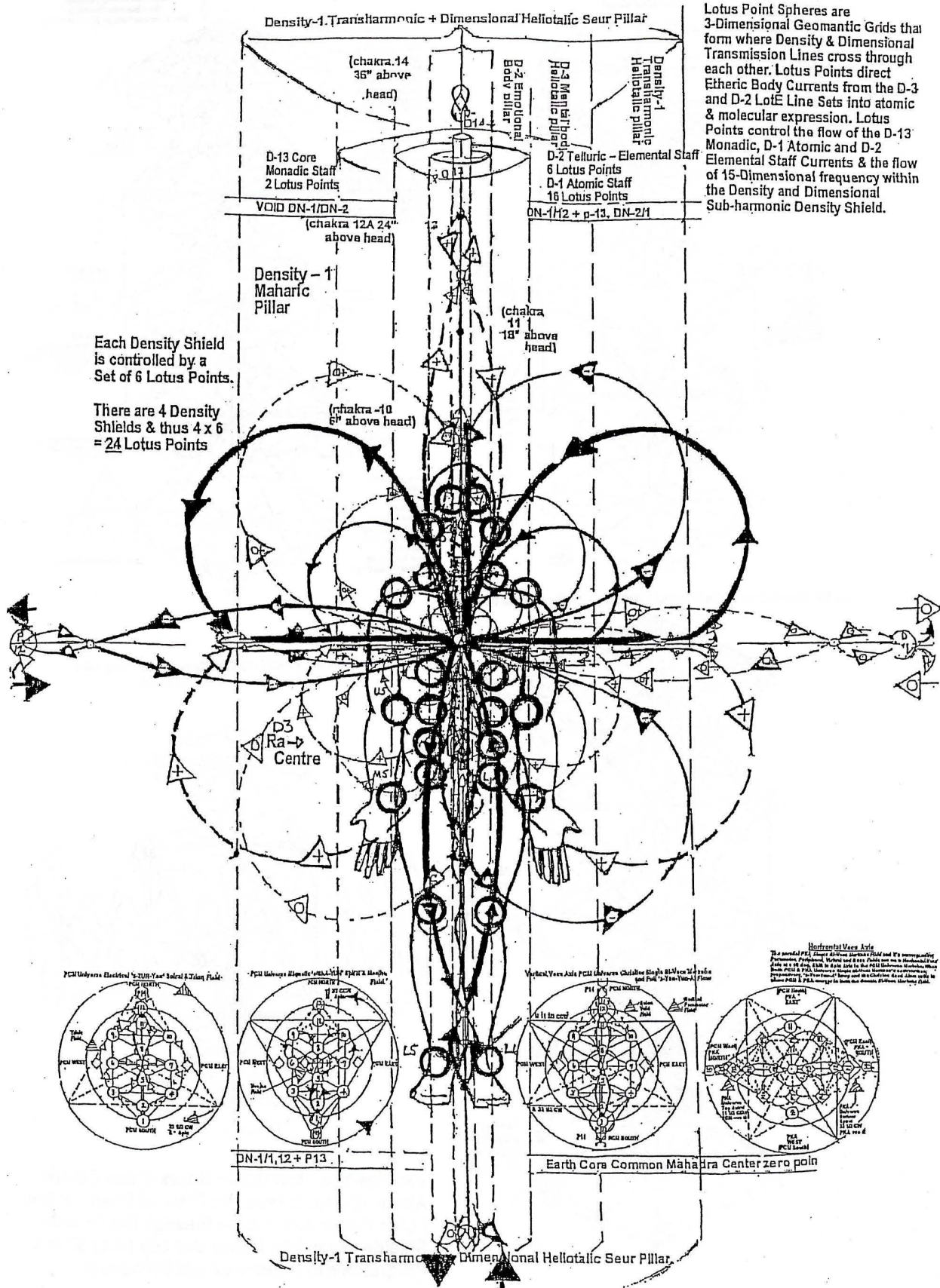
Horizontal Vase Axis
The sacred PCN Dharma Yantra Field and its corresponding Parametric Potentials. When used in a fluid form as a horizontal axis or a 10 foot (3.05m) long axis in the 24 Lotus Points field, the PCN Dharma Yantra Field can be used as a horizontal axis or a 10 foot (3.05m) long axis in the 24 Lotus Points field.

DN-1/1,12 + P13

Earth Core Common Mahadra Center zero point

Density-1 Transharmonic + Dimensional Heliotatic Seur Pillar

The 24 Lotus Points, Embodied Staff & Natural 'Yan-Yun' Flow

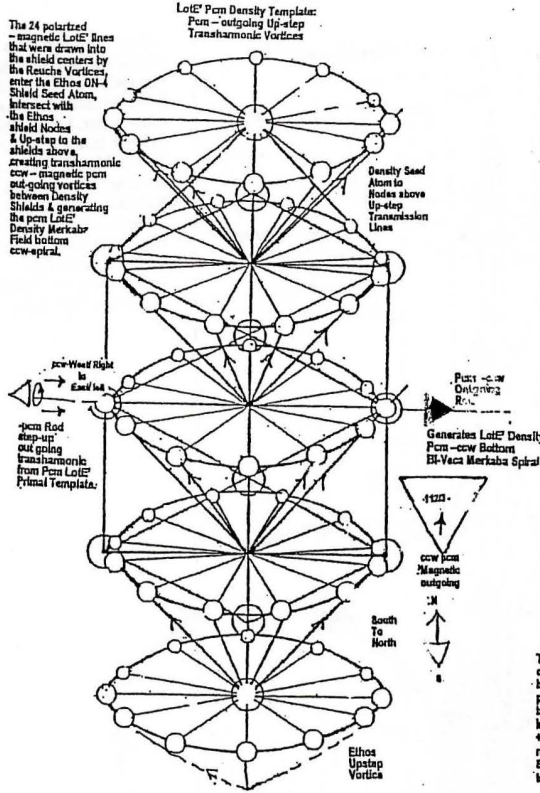


Lotus Point Spheres are 3-Dimensional Geomantic Grids that form where Density & Dimensional Transmission Lines cross through each other. Lotus Points direct Etheric Body Currents from the D-3 and D-2 LotE Line Sets into atomic & molecular expression. Lotus Points control the flow of the D-13 Monadic, D-1 Atomic and D-2 Elemental Staff Currents & the flow of 15-Dimensional frequency within the Density and Dimensional Sub-harmonic Density Shield.

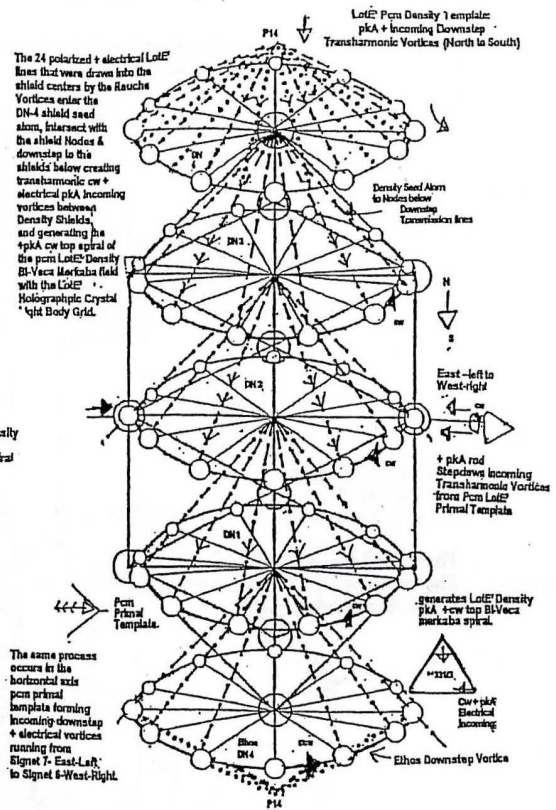
Stair-step Density Vortices and Manifestation

The Density Shields & Stair-step Vortices expand the Shield programme into Holographic Projection as Lotus Points direct the Yan-Yun Flow from the Pillar of Power

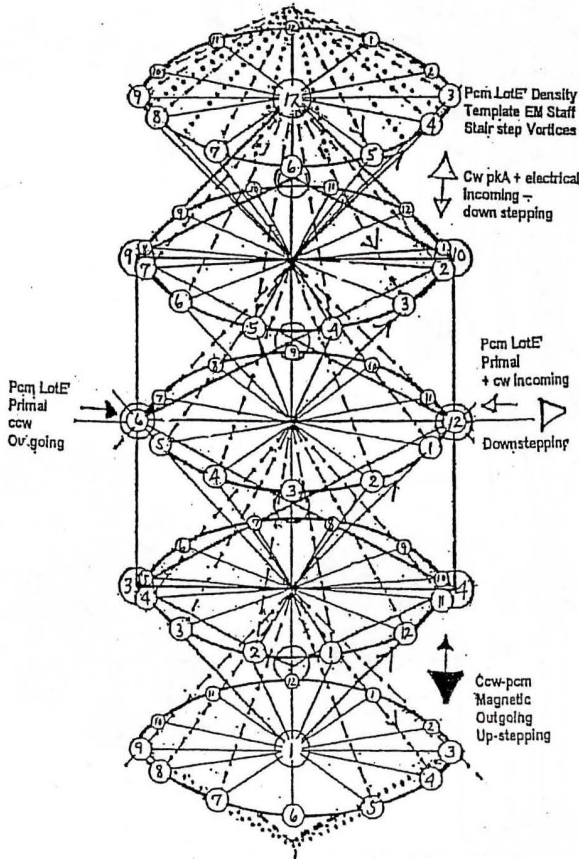
Stage 4B - Ecka-Veca Body Pcm LotE' M-T Sequence
Pcm LotE' formation of the Rod & Staff Magnetic Up-step Transharmonic Vortices



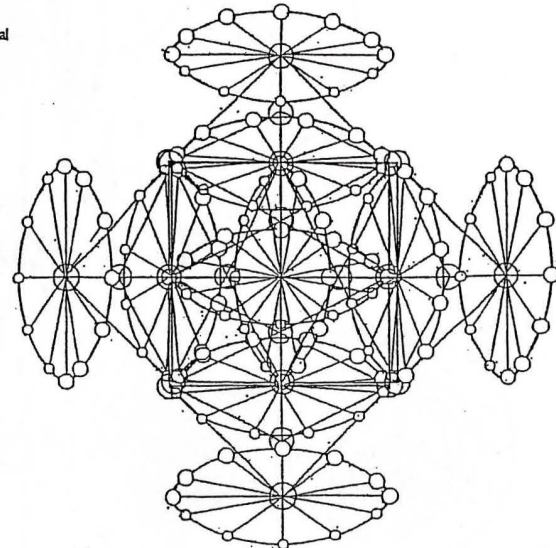
Stage - 4A Ecka Veca Body pcm LotE' M-T Sequence
Pcm LotE' formation of Rod & Staff Electrical Downstep Transharmonic Vortices



The EM Transharmonic Staff & Rod "Stairstep" Vortices of the Pcm LotE'

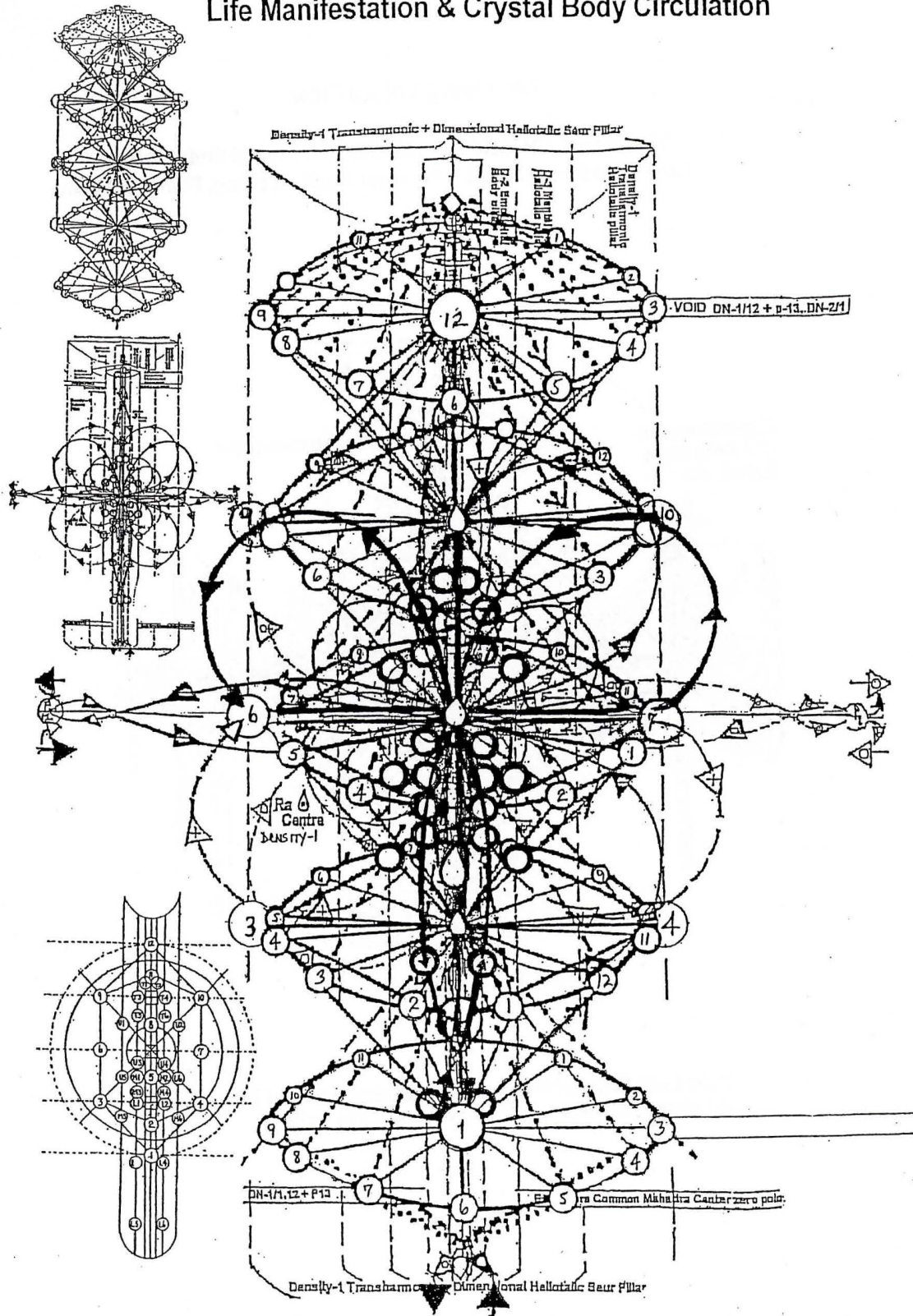


Interface of the Pcm LotE' Density and Primal Templates and Shield in the Ecka-Veca Body



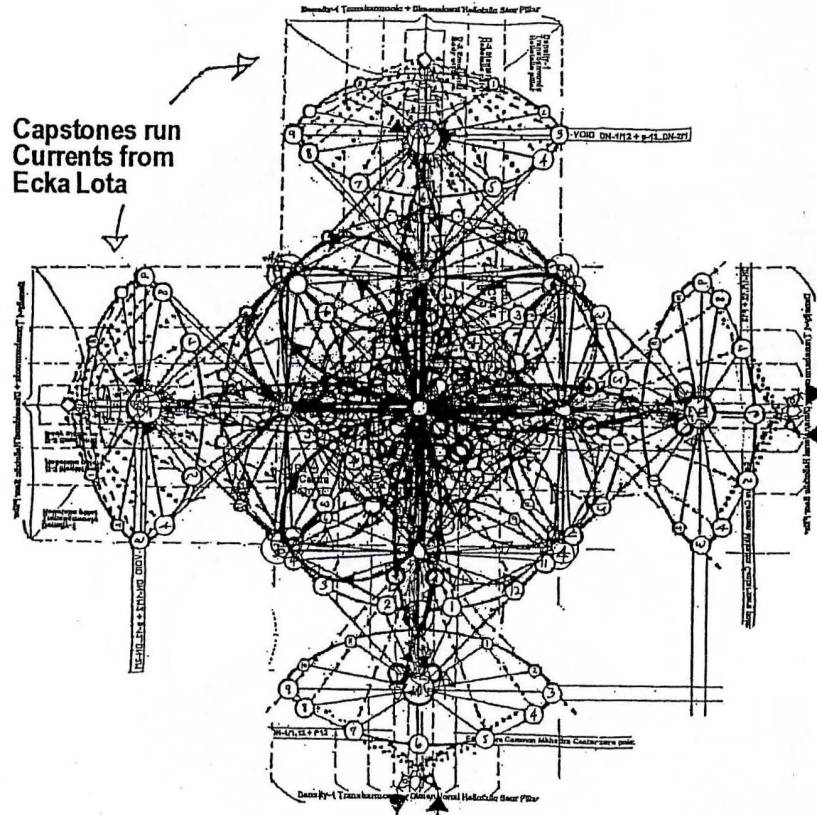
The Yan-Yun Flow draws Spark-Pulse Etheric-Atomic Currents from the Pillar of Power & the Lotus Points direct them through the Density Shields expanding Matter Density from Shield Programme to 3-Dimensional Hologram.

The 'Yan-Yun' Flow, Pillar of Power & Stair-step Vortex Staff of Natural, Eternal Life Manifestation & Crystal Body Circulation



The Living Lotum Flow

The Natural EM Fields and Rod & Staff Crystal Body Current Flow of an Eternal Life Living Light Manifest Being, Planet of Form.

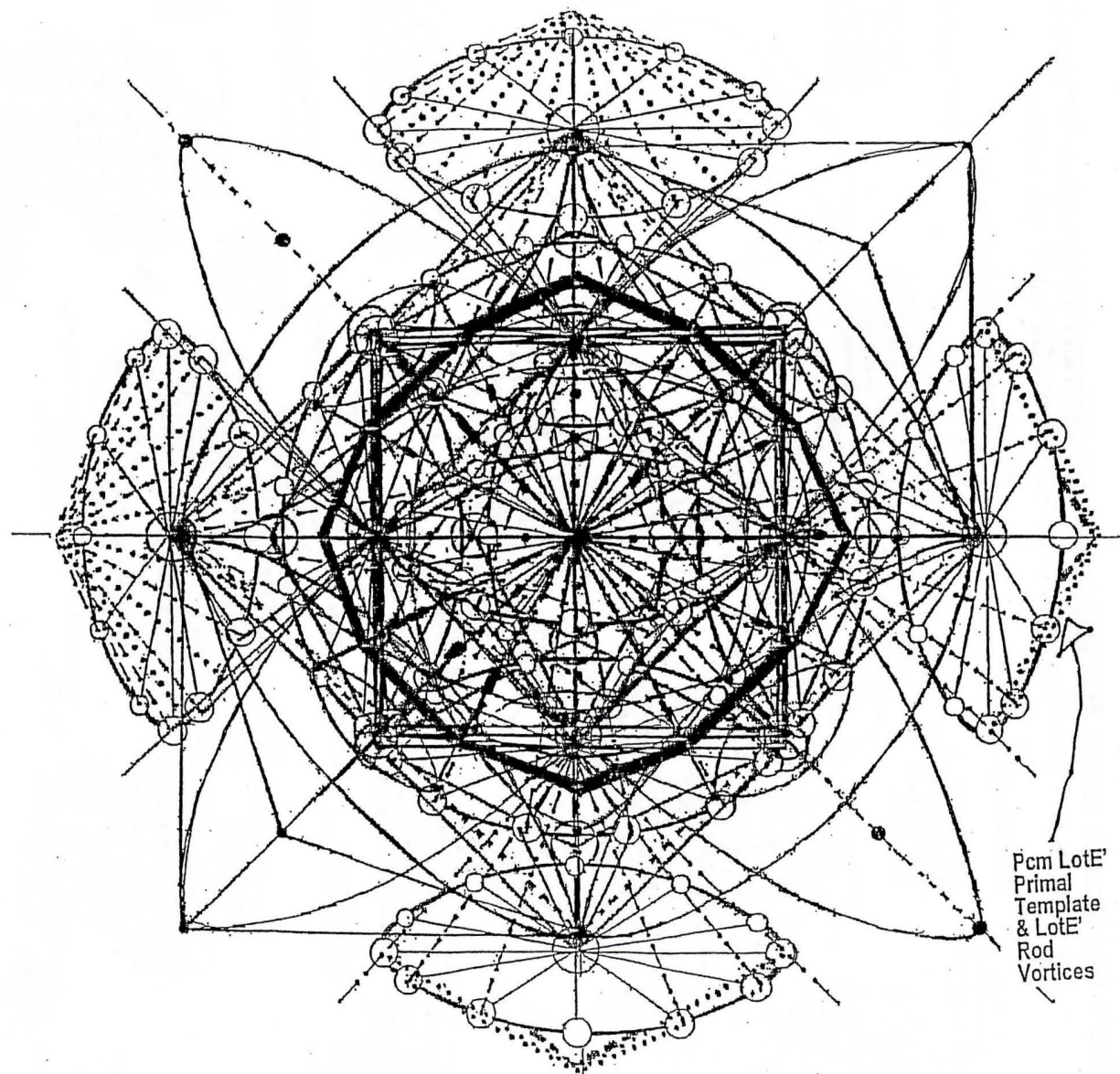


PCM LotE Pillar of Power has open circulation of Ethos & Eiros & Lotus Flow between PKA Loti and Ecka Lota

"The Chariot of Fire" Living Light Vehicle

The Interface of Pcm LotE' Transharmonic Density Vortices –
forming the Rod and Staff Currents and Crystal Body Grid

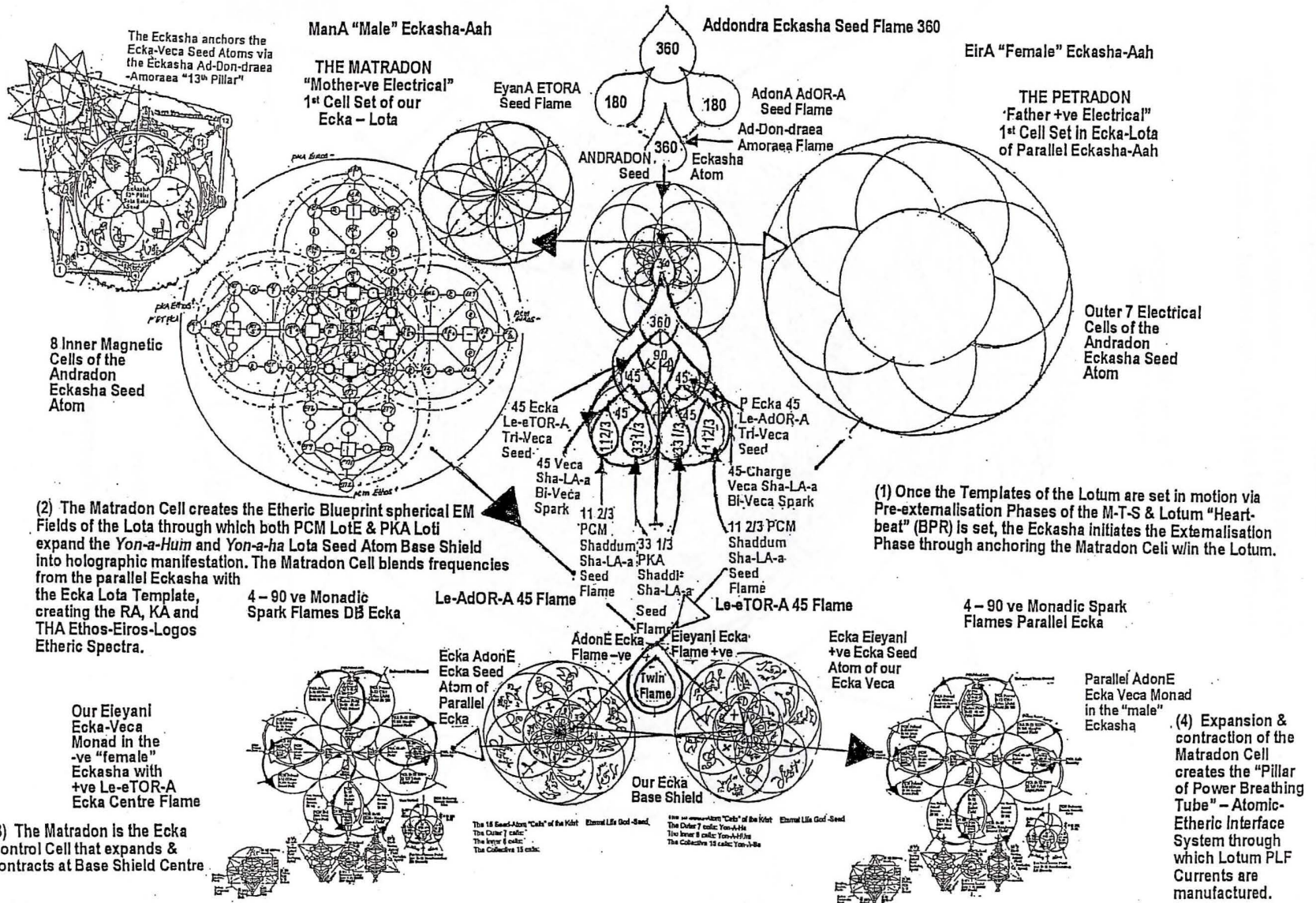
Pcm LotE' Density Template
& LotE' Staff Vortices



4 Lotum Capstones)
4 Ecka Capstones) = 12 Wheels of the Chariot of Fire
4 parallel Ecka Capstones)

The Eckasha God-Seed, Andradon 15-Cell Eckasha Seed Atom and the Matradon-Petradon Seeds

~ Stage - 1 of the Externalisation Phase of the Manifestation-Transduction-Sequence ~



The Matradox 1st Ecka Lota Cell, the KA, THA, & RA Spectra, the First Creation Imprint and the Etheric Blueprint Field

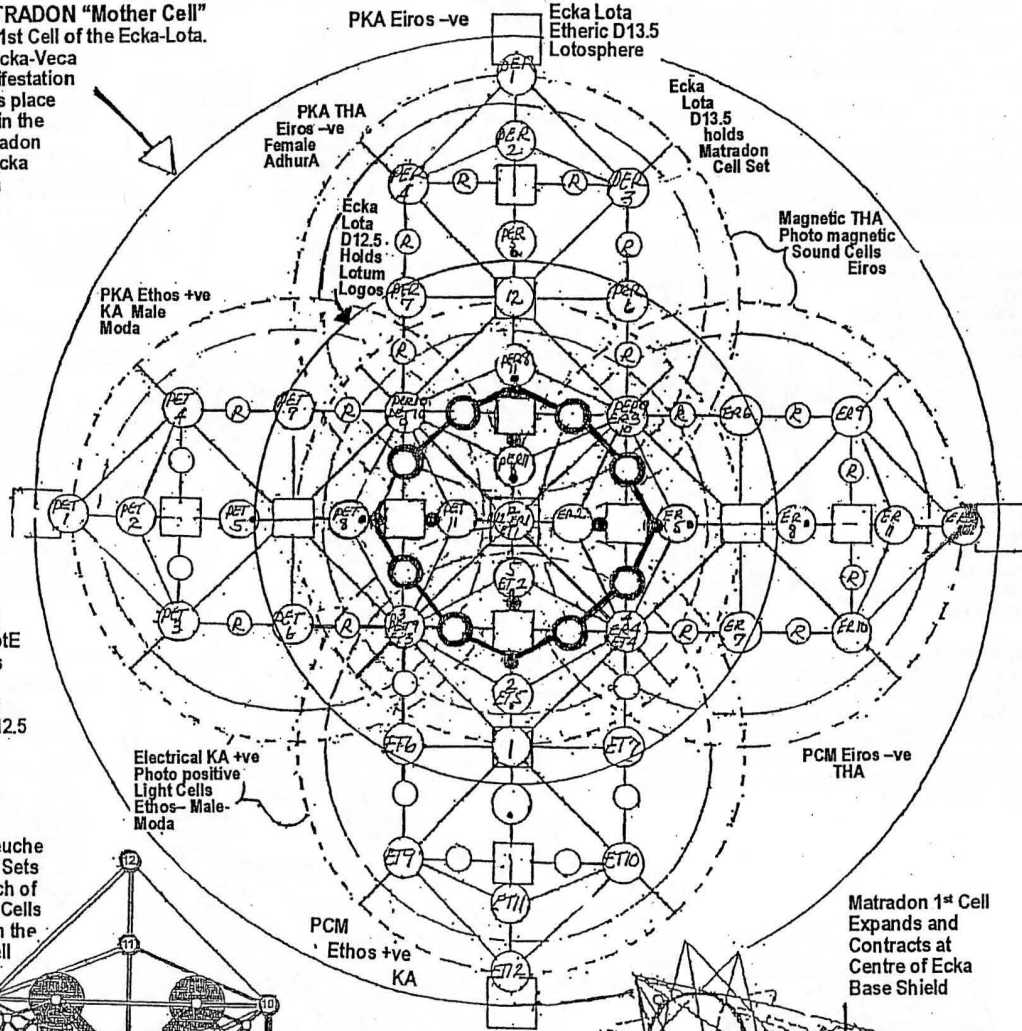
The Matradox is the Etemal Living First Creation Imprint of the Ecka Veca Body held within the Ecka Base Shield as an expanding and contracting Conscious Cell Radiation Matrix of Etheric Electro-magnetic Spectra.

THE 8 INNER CELLS OF THE ECKASHA GOD-SEED

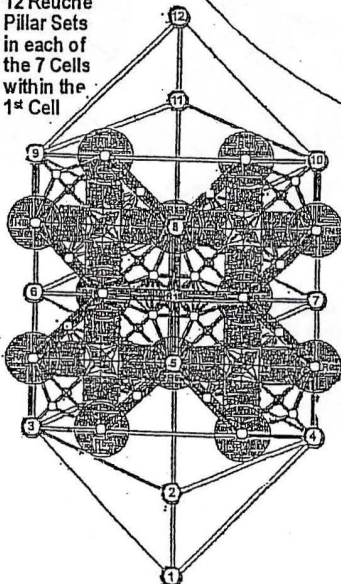
The Common Ecka-Veca Seed from which our Ecka-Lota PCME/ PKA Loti Lotum Crystal Body Density Manifestation emerges.

ETHERIC LIGHT-SOUND) BODY BLUEPRINTS) The KA (Light) Ethos +ve of Lotum
The THA (Sound) Eiros -ve of Lotum
The RA Density Fields of Lotum
The Logos - "Point of All Union"
where D13.5 KA-Ethos & THA-Eiros
combine to form the D12.5 Logos &
D0.5 Atmos Etheric-Atomic Density
Currents w/in which the Hologram
of Matter Manifests.

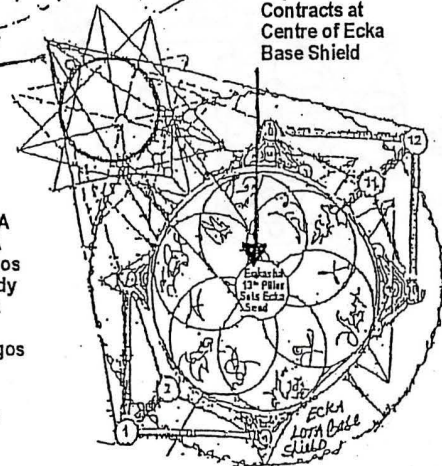
MATRADOX "Mother Cell"
The 1st Cell of the Ecka-Lota.
All Ecka-Veca
Manifestation
takes place
within the
Matradox
1st Ecka
Lota
Cell



12 Reuche
Pillar Sets
in each of
the 7 Cells
within the
1st Cell



LOTI/ PKA BODY:
PER= PKA Eiros -ve PKA THA
PET= PKA Ethos +ve PKA KA
P= PKA Density +/- RA Logos
LotE PCME Body
ER= PCME Eiros -ve PCME THA
ET= PCME Ethos +ve PCME KA
#= PCME Density +/- RA Logos
O = Reuche Pillars
O = Double Reuche Pillars
◊ = Reuche Pillars in Signets

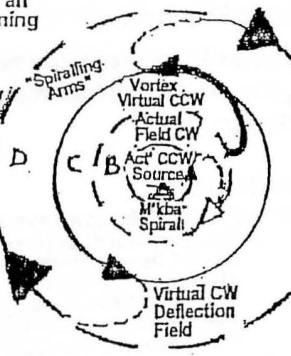


Christiac Vortex Mechanics, Merkaba Fields and the Universal Monad

VORTEX MECHANICS

EXAMPLE of an "Energy Incoming Vortex"

- * Actual Source = CCW
- * Actual Field = CW
- * Manifest Vortex Virtual Field = CCW
- * Observable "Spiralling Arms" Virtual Deflection Field = CW



The Vortex Actual Source, Vortex Actual Field Merkaba Spiral, Vortex Virtual Field & Vortex Virtual Deflection Field [A] -veCCW Female Vortex Actual Source Shield (PCM units)

- [B] +veCW Male Vortex Actual Field ("A's" Deflection Field) +ve Merkaba Spiral & Radial Body Ionic particulates (trion units) the "negative film"
- [C] -veCCW Female Vortex Virtual Field the Manifest Vortex, "positive print" (-electron units & subatomic particles)
- [D] +veCW Male Vortex Virtual Deflection Field "spiralling arms" of the Manifest Vortex (+positron anti-particle electron units & sub-atomic particles)

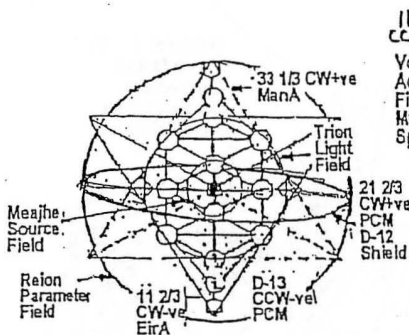
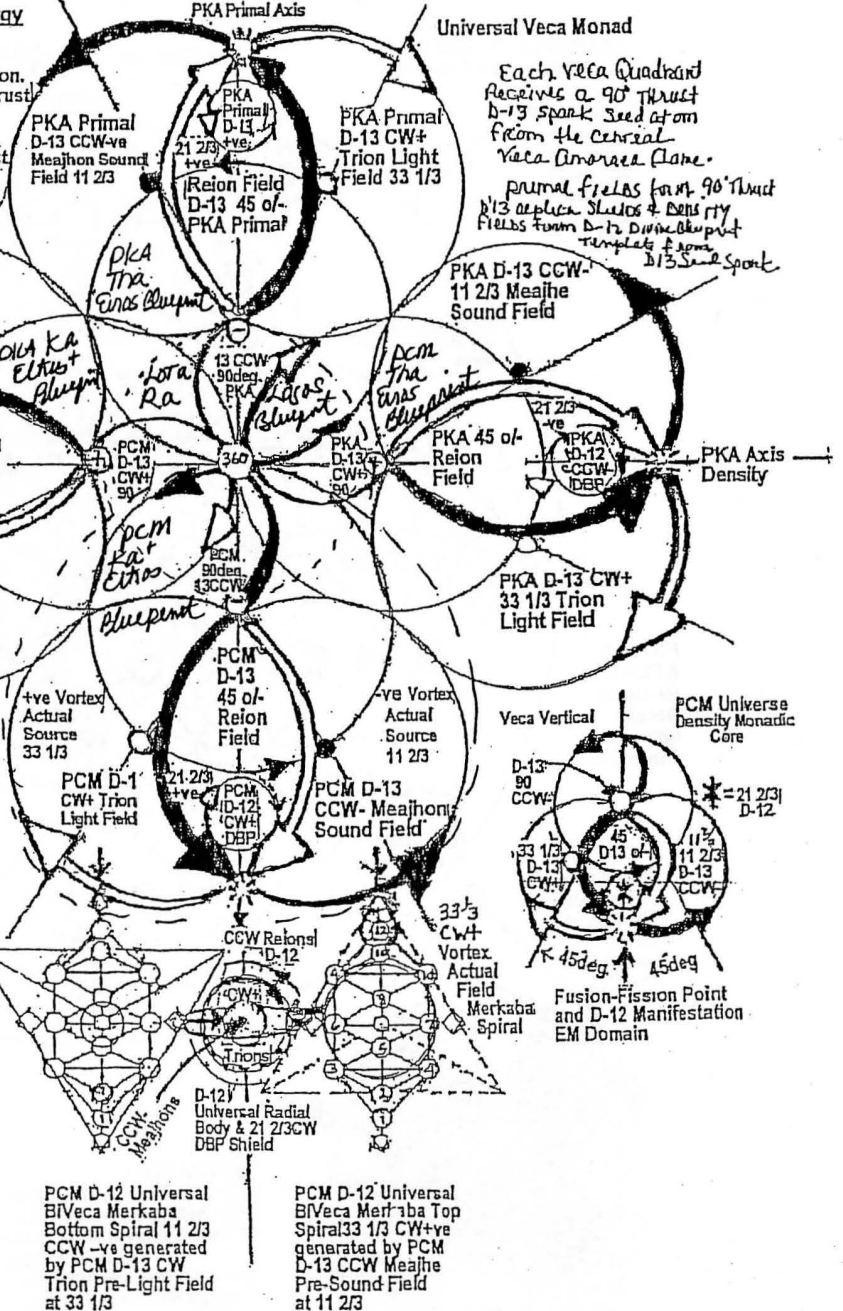
Formula for Eternal Light & Perpetual Motion Energy

The Christiac Eternal Life Merkaba Thrust/Spin Ratios: Ecka God Seed Thrust Quotient = ONE 360deg. circulation. Replicates & projects 360deg. of Thrust and 360deg. Thrust remains in Ecka. 360deg. Thrust is projected into Veca Manifestation as:

- * 4 Veca Quadrant D-13 Monadic Cores of 90deg. thrust each (90 x 4 = 360)
- * Each Veca Quadrant D-13 90deg. Thrust Monad Core, polarizes into 45 Neutral Charge Reions, 33 1/3 +ve charge Trions & 11 2/3 -ve charge Meajhons setting the Creation Field in motion.

The D-12 Divine Blueprint Quadrant Shields manifest as 21 2/3 differential available energy as the Vortex Virtual Field Manifest Vortex Source, the 33 1/3 Trion +ve Field Manifests as the Vortex Actual Field Bottom Merkaba Spiral at 11 2/3 CCW-va and the 11 2/3 CCW Meajhe-ve Field Manifests as the Vortex Actual Field Top Merkaba Spiral at 33 1/3 CW +ve.

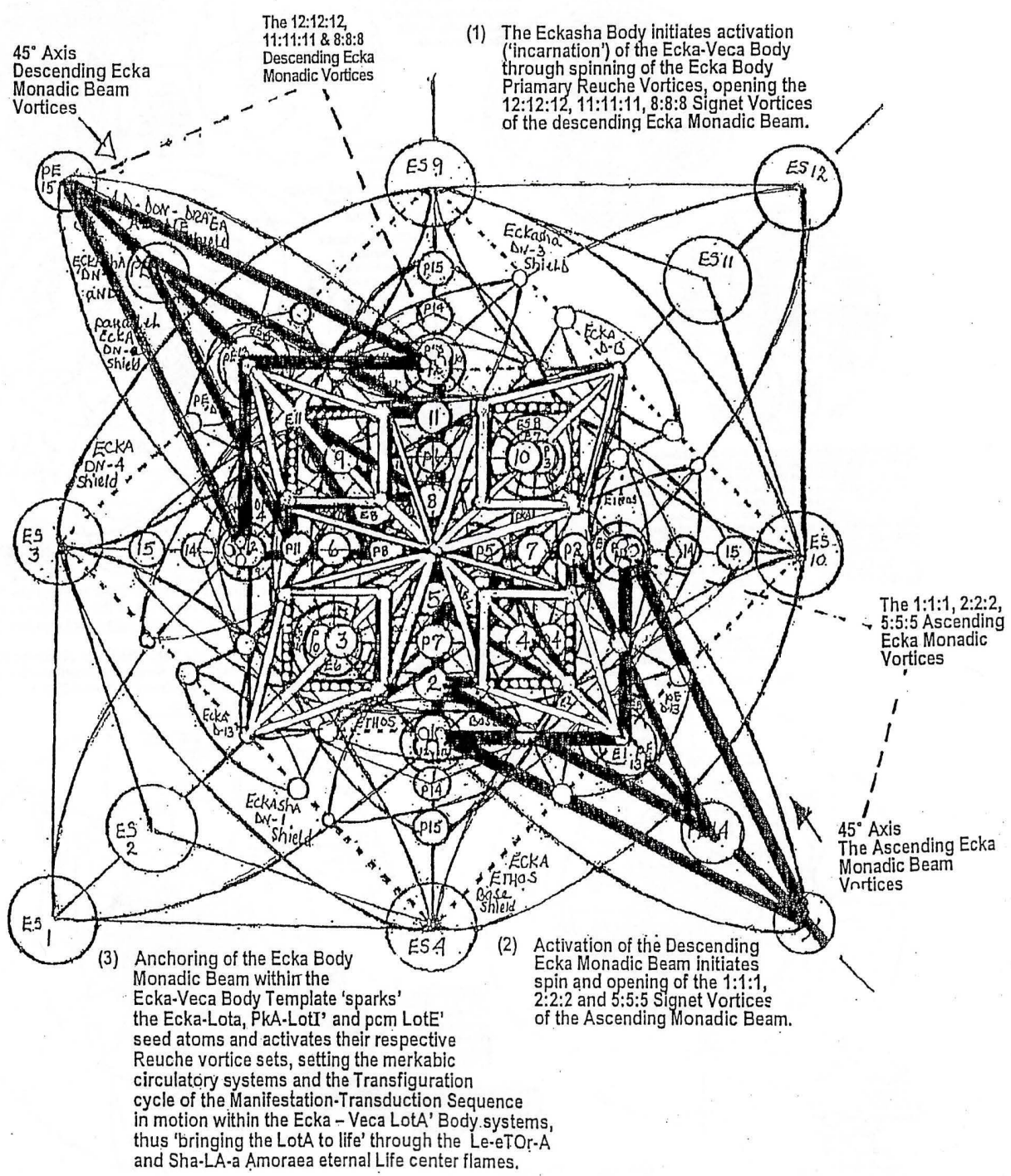
Using these Christiac (of the Krist) ratios and specific Angular & Polarity relationships inherent to the Krist Code, a Perpetual Motion - Eternal Light System is created as the 11 2/3 -ve and 33 1/3 +ve currents perpetually pass through each other at the TriVeca Fission-Fusion Point and replicate the 45 Reion Field indefinitely.



The Ecka Body Reuche Vortices and the Ascending and Descending 'Monadic Beam'

Initiating Life Within the LotA' through Activation of the Ecka Monadic Beam

Definition of Silver Sanctum



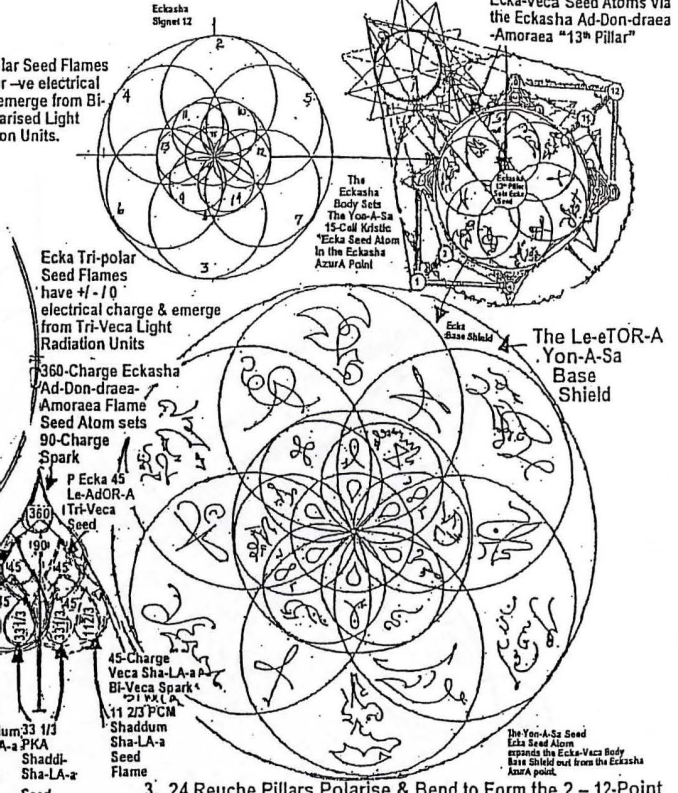
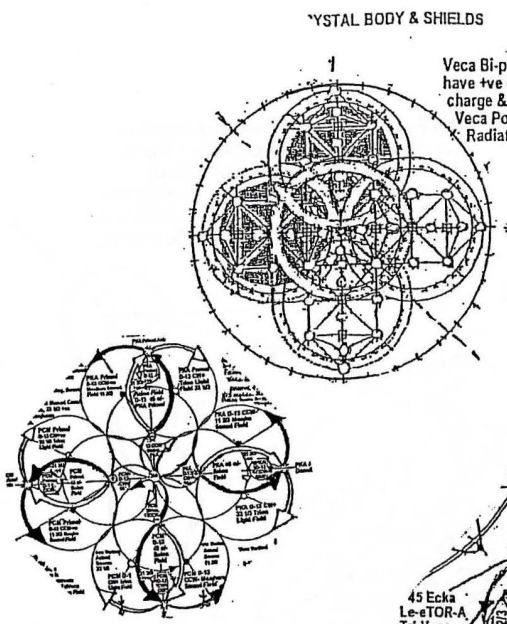
(1) The Eckasha Body initiates activation ('incarnation') of the Eckasha-Veca Body through spinning of the Eckasha Body Primary Reuche Vortices, opening the 12:12:12, 11:11:11, 8:8:8 Signet Vortices of the descending Eckasha Monadic Beam.

(3) Anchoring of the Eckasha Body Monadic Beam within the Eckasha-Veca Body Template 'sparks' the Eckasha-Lota, PkA-LotI' and pcm LotE' seed atoms and activates their respective Reuche vortice sets, setting the merkabic circulatory systems and the Transfiguration cycle of the Manifestation-Transduction Sequence in motion within the Eckasha - Veca LotA' Body systems, thus 'bringing the LotA to life' through the Le-eTOR-A and Sha-LA-a Amoraea eternal Life center flames.

(2) Activation of the Descending Eckasha Monadic Beam initiates spin and opening of the 1:1:1, 2:2:2 and 5:5:5 Signet Vortices of the Ascending Monadic Beam.

The Nabratam, The Monad & The Levey Photo-Flame - Cells of the Ecka

- 1. The Seed Atom & Base Shield of the Ecka-Veca Crystal Body Template Ecka-Veca Body
- A: Projection of the Seed Atom Standing-Wave Flame
- B: Expansion of the Ecka Base Shield Standing-Wave Disc from the Ecka - Le-eTOR-A Seed Atom



A: Creation of the Ecka-Veca body & its inherent Ecka-Lota & Veca-Lotum Crystal Body structure begins as the Eckasha Body "down-steps" & polarises a 90-Charge Spark of its 360-Charge Amoraea Flame Centre Seed Atom to form the Seed Atoms for the Ecka-Veca Body & its parallel. Seed Atoms are Eckasha-shaped Standing-Wave Flames that exist as Fixed Points of Eternal Life, Electro-magnetic Radiation at a Kathara Grid Centre Point from which the Creation Domain Body expands outward ...

2. 24 Eckasha Reuche Pillars Set Ecka-Lota & Le-eTOR-A Chambers Templates into Base Shield

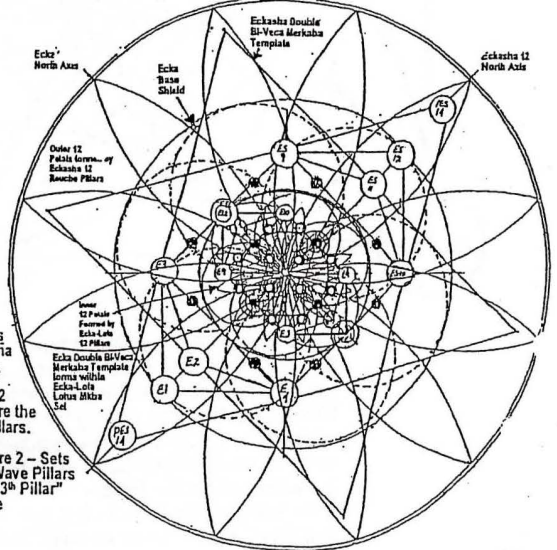
3. 24 Reuche Pillars Polarise & Bend to Form the 2 - 12-Point Primary Lotus Arc Sets of the Ecka-Veca Body

Creation of the 24-Petal Ecka-Lota Lotus Arc Set

CREATION OF THE ECKA-LOTA KATHARA TEMPLATE & OPENING OF THE Le-eTOR-A CHAMBERS



Once anchored in the Ecka Base Shield the 24 Reuche Pillars interact & bend toward each other through the mathematical programme of the Krist Code, "stepping-down" to form 2-Sets of 12 Ecka-Veca Body Primary Lotus Arc Sets.



Eckasha Reuche Pillars & Le-eTOR-A Chambers

Eckasha Reuche Pillars & Le-eTOR-A Chambers

ES# = Eckasha Seed Signet

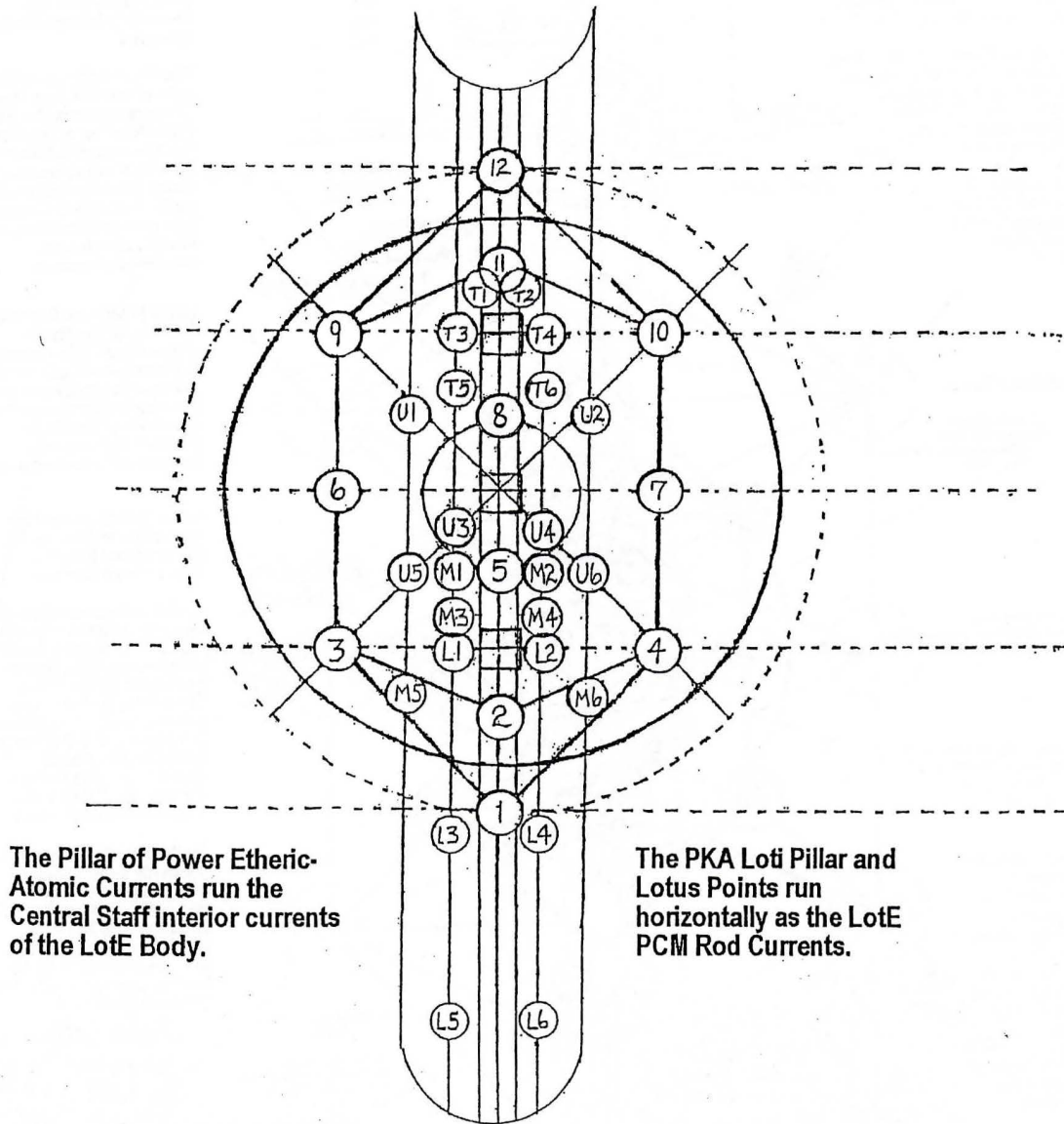
ES# = Eckasha Body

ES# = Eckasha Body

ES# = Eckasha Body

The 12 Eckasha Reuche Pillars form the 12 - Petal Lotus Arcs of the Eckasha & the 12 - Ecka Reuche Pillars form the 12 - Petal Ecka-Lota Lotus Arcs within the Ecka Base Shield, creating the 24 - Petal Ecka-Lota Lotus Arc Standing-Wave Arc Set within the Ecka Base Shield.

The 24 LotE Lotus Points in the LotE Pillar of Power direct Spark Pulse Currents from the Pillar through the 'a - Yan - Yun - a' Shield Stanz of the Horizontal Shields drawing the Currents into 3-Dimensional Etheric-Atomic Manifestation within the Ecka-Veca Lotosphere, Logosphere, Photosphere and Density Bodies.



THE 24 LOTUS POINTS & THE 20 EMBODIED ETHOS ETHERIC FLAMES

and the 5 Primary Radon photo-flame cells.

Each Dimensional & Density Kathara Grid has a Set of 5 Etheric-Ethos Flame Centres within the 5-Density Locks in each Grid. There are 20 Ethos Flames in one 3-Dimensional Density Body (5 Flames x 4 Kathara Grids).

- Zero Point Lock = Mahadra Ethos Flame
- Density-1 Lock = E-Umbi Ethos Flame
- Density-2 Lock = AzurA & Seed Atom
- Density-3 Lock = Rajhna Ethos Flame
- Density-4 Lock = Adhrana Ethos Flame

Radon cells are set by the Ecka-tata Matrads all as replicas for pcm lOTE external life phasing

Lotus Points are points of Trans-Density frequency interface that exist as Spheres of energy within the Manifest & Etheric Body structure. Lotus Points circulate frequencies of the Ethos, Eiros & 15-Ray Spectra and serve as interface points between the Matter Body and it's immediate Etheric Body Blueprint.

Ethos-Etheric Flames are Standing-Wave Units of el-ekc-tri-c radiation that under natural conditions interact with their Magnetic Eiros Flame counterparts thro' the process of breathing & heart-beat, to perpetually regenerate Krist Sparks for continual Eternal Life Seed Atom Re-fuel.

The Geomantic pulsation & spin of the 24 Lotus Point Spheres controls the Base Pulse Rhythm of the Density & Dimensional Subharmonic Shields & regulates the Step down Transfiguration of parti - kate Spark Currents into ionic-particulates, sub-atomic, atomic and molecular structure.

Lotus Points are Control Centres for the Multi-dimensional "Bio-computer" & Monad which govern the autonomic processes of the physical anatomy and the functions of the Brain, Nervous System and embodied Consciousness.

Lotus Points control the Activation of Density & Dimensional Etheric-Ethos Flame Centres.

Under natural conditions the 24 Lotus points serve as "Spark Distribution Centres" carrying the Krist Sparks generated by the Ethos-Eiros Etheric Flame Interaction into the D-13 Monadic D-1 Atomic, & D-2 Elemental LotE Lines and Staff Currents for distribution through the Shields and return to the Seed Atom.

As the Etheric Flames are presently denied their natural sparking function due to the "Checkerboard Mutation" the 24 Lotus Points have been limited to re-circulation of Static Energy Currents within the 3-Dimensional body.

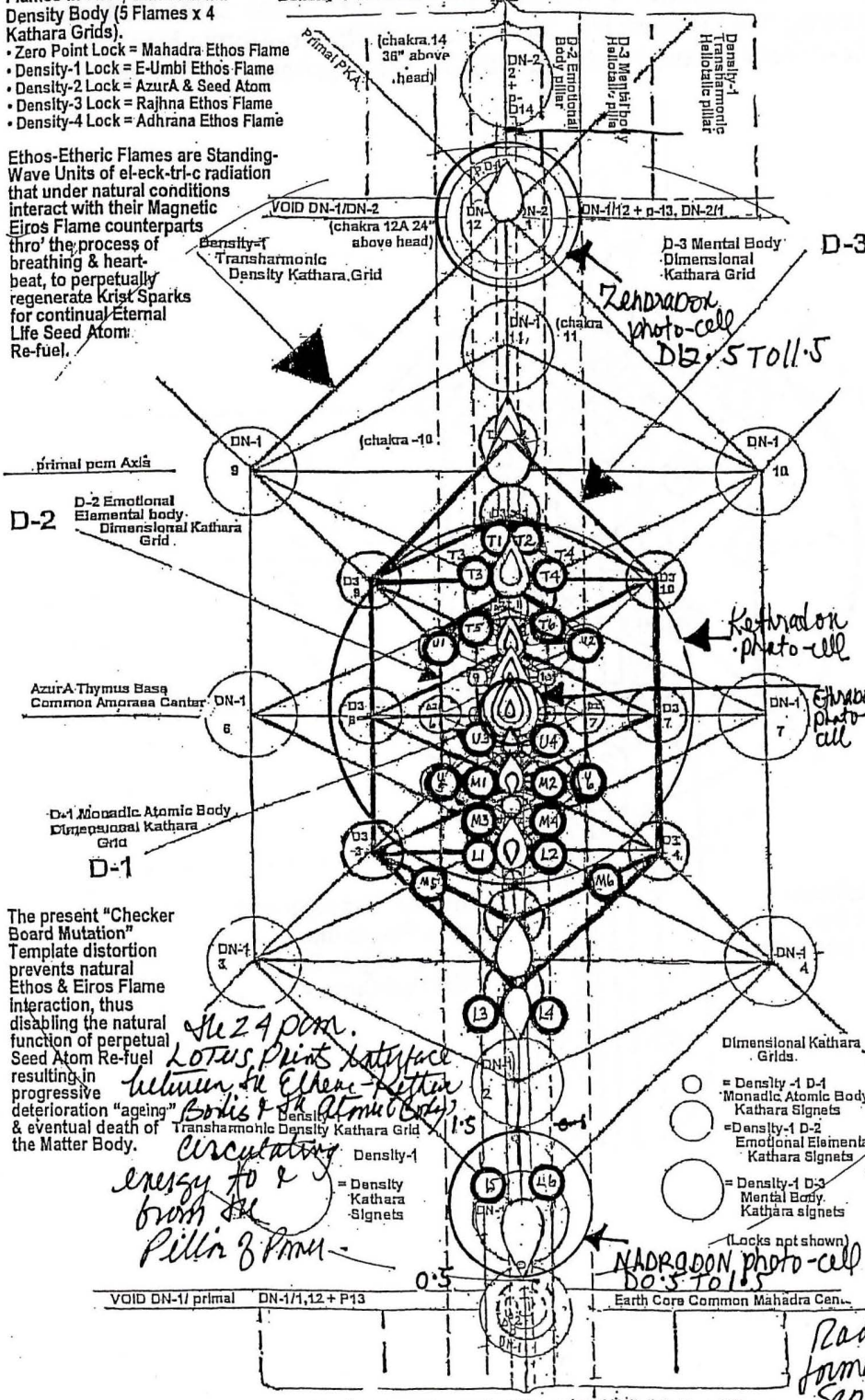
The present "Checker Board Mutation" Template distortion prevents natural Ethos & Eiros Flame interaction, thus disabling the natural function of perpetual Seed Atom Re-fuel resulting in progressive deterioration "ageing" & eventual death of the Matter Body.

the 24 pcm Lotus points interface between the Ekhe-katta Bodies & the Atomic Body

circulating energy to & from the Pillar & Prism

Radon cells spontaneously fuel the LOTE Body through transmuting pulsar plasma waves from the Ekhe-katta

Manual re-activation and re-awakening of organic Base Pulse Rhythms is the first step in restoring Etheric Flame Sparking ability and the resultant Radon Eternal Life Potential.



Radon cells regulate formation of Silica Sandium & Golden Gateway Eiros/Ethos Flame Bodies

THE RA-DON ETHERIC-ATOMIC DUCT COMPLEX, TIL-E-'A BREATHING & ATMOS REGENERATION

The Ethos-Atomic Ra-don Cells & Ra-om Sheaths & Ra-don Etheric Capsules of the Etheric-Atomic Interface System

The Etheric Spectrum emerges through the Eckā-Lota Matradox Cell from the Frequency Fields of the Parallel Eckā. Through the dynamics of the Matradox and Ra-om Cell *Etheric-Atomic Complex* the Etheric "Blueprint" Spectrum is blended with the PCM & PKA Density Spectrum to create the *Atmos* Etheric-Atomic Frequency Spectrum of which "Matter-Units", such as atoms, quarks and their Spark Components are formed.

The PCM Density Kathara and the PCM Ethos Kathara each have a set of Ra-on Cells:

Nadradox Cell on each Density and Dimensional Level, replica of the 8-Inner Matradox Cell Etheric Units – **Nader** (meaning "lowest point on a sphere") **Seal** at each Nadradox Cell centre @ K-1, Nadradox Cells 0.5 – 1.5.

Nadradox Cells control the Etheric-Atomic **Base-Tone** Interface Nadra Flames – Magnetic, CCW, 180 –ve, **A-dOR-A** "Female" Flames.

Zendradox Cell on each Density and Dimensional Level, replica of the 7-Outer Parallel Eckā Petradox Cell Etheric Units "zenith" **Zener** (meaning "highest point on a sphere") **Seal** at each Zendradox Cell centre @ K-12, Zendradox Cells 12.5 – 11.5.

Zendradox Cells control the Etheric-Atomic **Over-Tone** Interface Zendra Flames – Electrical, CW, 180 +ve, **e-TOR-A** "Male" Flames.

Kethradox Cell on each Density and Dimensional Level, replica of the 15-Cell Andradox Eckasha Seed Atom **Kether** (Inner Sanctum of Sphere) **Seal** at each Kethradox Cell centre @ AzurA, Kethradox Cells 8.5 – 4.5.

Kethradox Cells control the Etheric-Atomic **Resonant-Tone** Interface Kethra Flames – Polarised Ad-Don-draea 360.

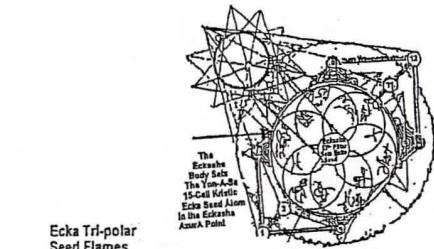
Ethradox Cell on each Density and Dimensional Level, replica of the 15-Cell Andradox Seed Spark Eckasha Base Shield **Ether** (Centre Point of Sphere) **Seal** @ each Ethradox Cell Centre – both Seal and Cell of all Densities at 6.5 AzurA.

Ethradox Cells control Ethra Flames De-polarised Ad-Don-draea 360.

Letradox Cell surrounds Density and Dimensional Levels, each Level 13.5 / 13.5 Primal Light Capsule.

- ❖ Each Ra-don Cell forms an Etheric-Atomic Ra-don Sheath between the Etheric-Ethos and PCM Density Atomic Currents; each Sheath manifests as an Etheric-Atomic Barrier within the Central Staff Current. The **D-1** 0.5 – 1.5 **Nadra Sheath** (from the D-1 Nadradox Cell) is the Core Barrier between the D 15-14-13 Centre Current of the Kee-Ra-ShA/ KhunDaRay and the PCM Atomic Currents.
- ❖ Each Ra-don Sheath projects outward through the **Yan-YUn** Flow an Etheric-Atomic Ra-don Capsule and 12 -ve Axia-tonal / 12 +ve Meridian Line Set, forming the Etheric Blueprint Bodies of the 3-Dimensional Hova Density Bodies.

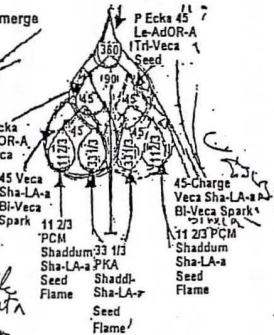
The Embodied Monad Serving Photo-Flame Cell



The Eka
Body Sals
The Yon-Ju
15-Cell Katic
Eka Seed Atom
In the Eckasha
Ausa Point

Eka Tri-polar
Seed Flames
have +1-10
electrical charge & emerge
from Tri-Veca Light
Radiation Units

360-Charge Eckasha
Ad-Don-draea-
Amoraea Flame
Seed Atom self
90-Charge
Spark



P Eka 41 7
Le-AdOR-A
Tri-Veca
Seed

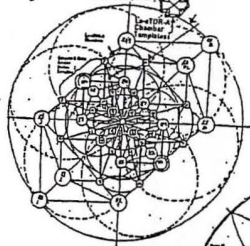
45 Eka
Le-eTOR-A
Tri-Veca
Seed

45 Veca
Sha-LA-a
Bi-Veca
Spark


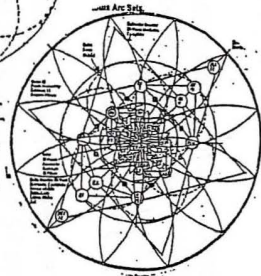
11 2/3
PCM
Shaddum 33 1/3
Seed
Flame

45-Charge
Veca Sha-LA-a
Bi-Veca Spark
11 2/3 PCM
Shaddum
Sha-LA-a
Seed
Flame

The Flame Cell
of the Eka-Atom

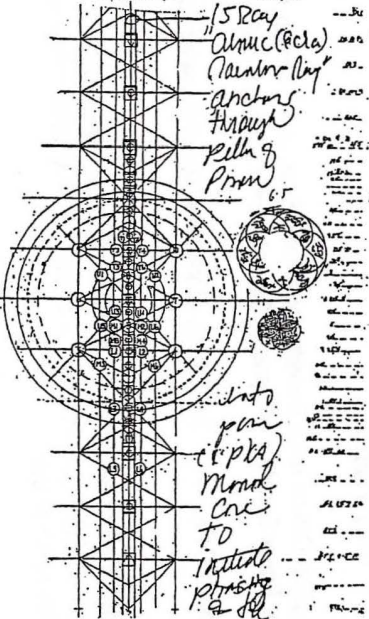


Eckasha
Flame
Le-Veca
Chamber



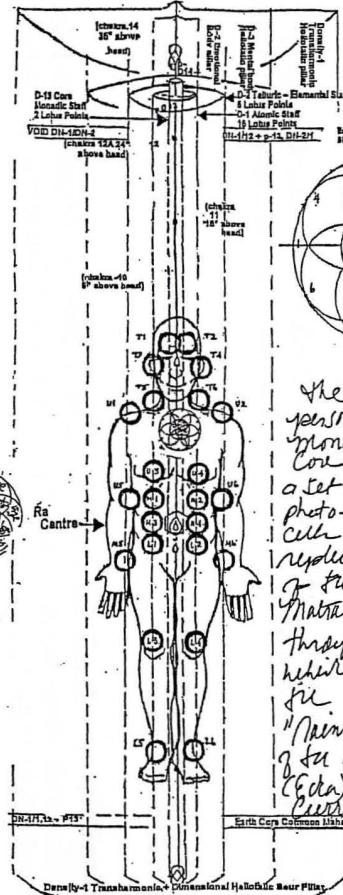
The Yon-Ju Seed
Atom Seed Atom
extends the Eka-Veca Body
Ausa point

15 Ray
Atomic (Eka)
Painting (ing)
anchors
through
paths of
Prana

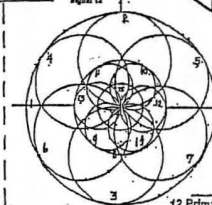
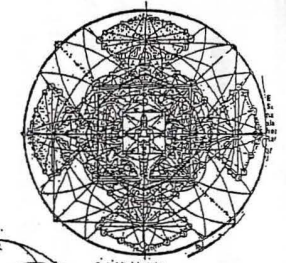


into
your
CPU
Mind
Core
TO
Initial
Phase
of the

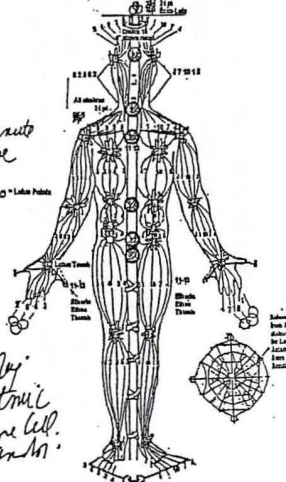
Atom
Flame Cell



The
personal
monadic
core is
a set of minute
photo-flame
cells in
replica
of the
Matriodon
through
which
the
"rainbow"
of the 15 Atomic
(Eka) Flame Cell
Currents are in



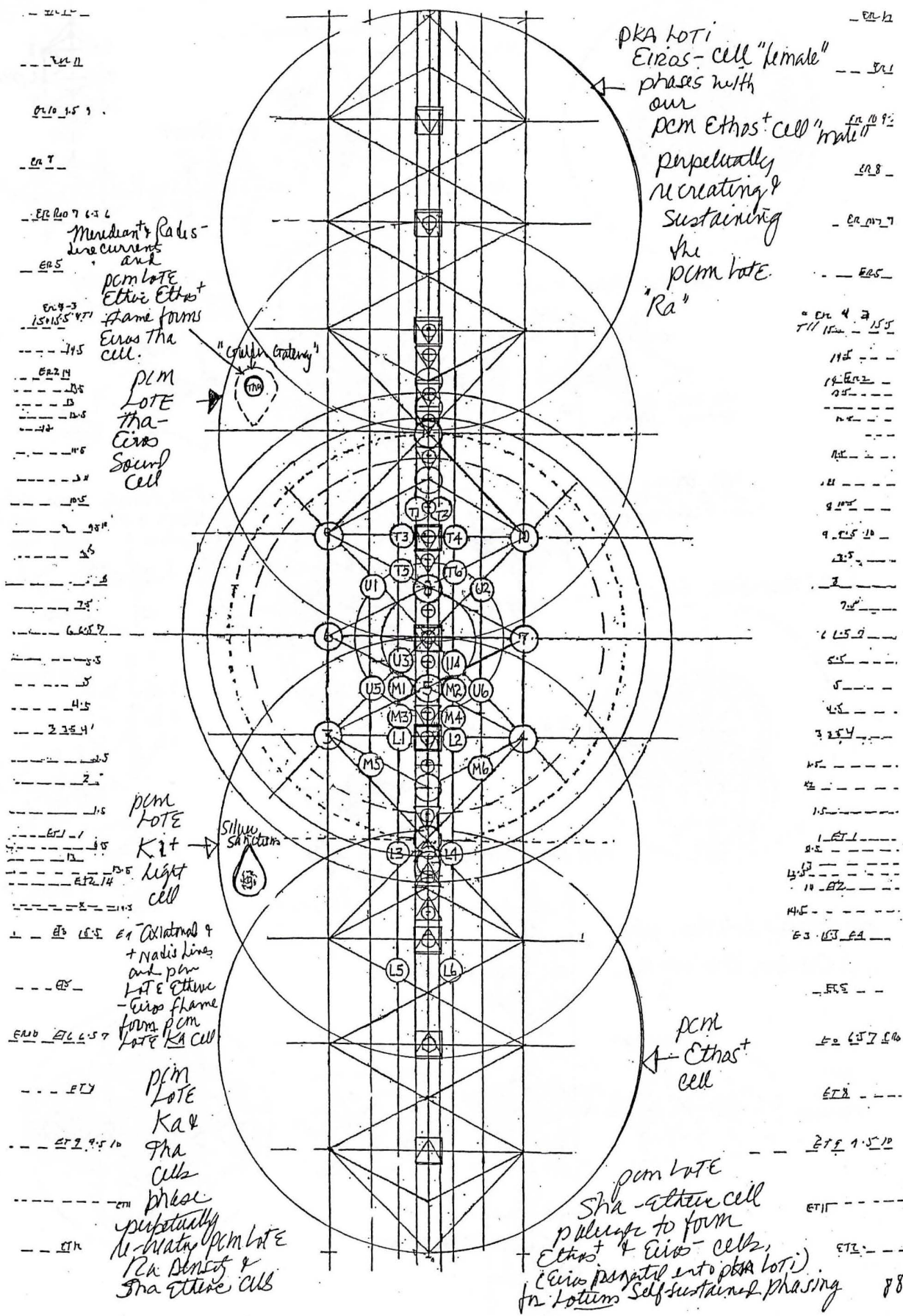
12 Primary Axi-4-Tonal Lines



Advanced
Lectures
from
Eckasha
Flame
Le-Veca
Chamber

PCM Initiates Transduce
Atomic (Eka) Spectra & Etheric
Spectrum into PCM 15 Ray Atomic
Atomic Spectrum - they are the
Etheric Atomic Etheric Spectrum of the Microtonal B.A.7
& Interface Between the Paths of Prana & the Atomic Trans Systems

"The Spheres (6) of Actuality & the Rellon of Pmer



pka loti
Eiras - cell "female"
phases with
our
pcm Ethos+ cell "male"
perpetually
re-creating &
sustaining
the
pcm loti
"Ra"

Mundant's Rules -
are currents
and
pcm loti
Ethos+
flame forms
Eiras Tha
cell.
"Cairo's Crater"
pkm
loti
Tha-
Cairo
Sacred
Cell

pcm
loti
Kit
light
cell
pkm
loti
Ka &
Tha
cells
pkm
loti
Ethos+
cell

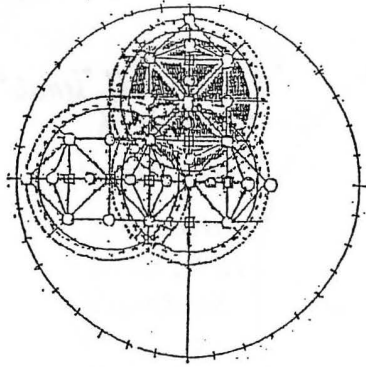
pcm
loti
Ethos+
cell
pkm
loti
Sha-ether
cell
pulls
to form
Ethos+ & Eiras
cells,
(Eiras penetrates into pka loti)
for lotium self-sustained phasing

21
20
19
18
17
16
15
14
13
12
11
10
9
8
7
6
5
4
3
2
1

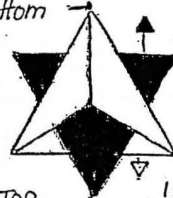
21
20
19
18
17
16
15
14
13
12
11
10
9
8
7
6
5
4
3
2
1

ETHOS-EIROS, MERKABA, ETHERIC FIRE CHAMBERS and the Bio-Etheric Interface System.

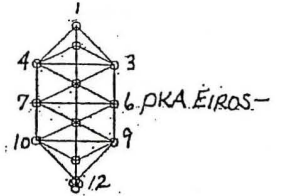
PKA EIROS-ETHOS ETHERIC



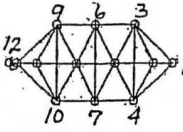
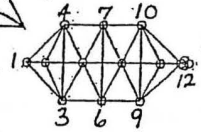
PKA Female Eiros-Adhura-
11 2/3 CW + E Bottom



33 1/3 CCW - M TOP

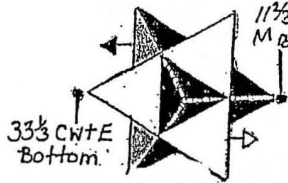


PKA Ethos+

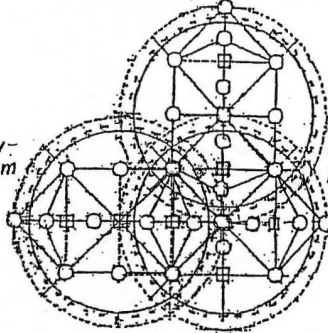


PKA Density

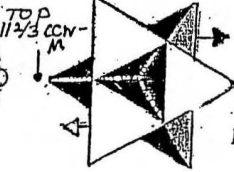
PKA Male Ethos-Moda+



11 2/3 CCW - M Bottom

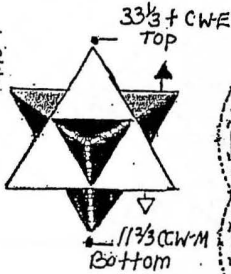


PKA Density Krist
"male" E+ FIN-12 REAR
"female" M- FIN-6 FRONT

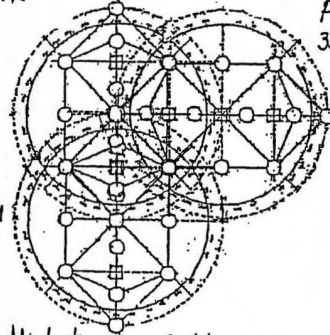


33 1/3 CW + E Bottom

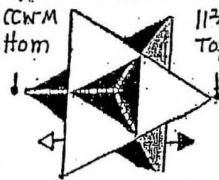
PCM Density Krist
"male" E+ FIN-12 REAR
"female" M- FIN-6 FRONT



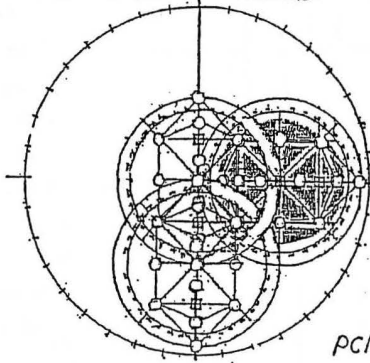
33 1/3 + CWF Top



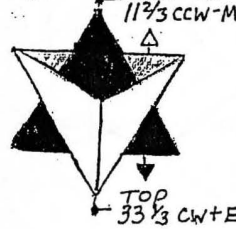
PCM Female Eiros-Adhura-
33 1/3 CCW M Bottom
11 2/3 CW + E Top



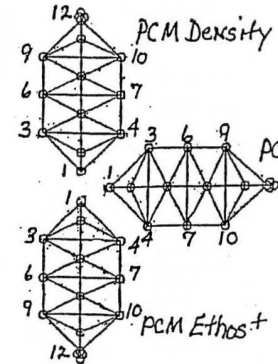
PCM ETHOS-EIROS ETHERIC



PCM Male Ethos-Moda+



Bottom 11 2/3 CCW - M



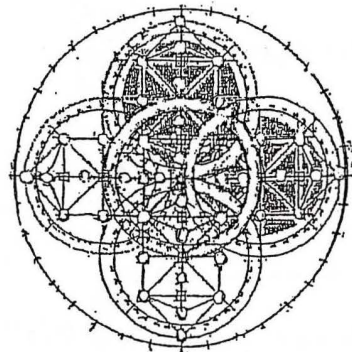
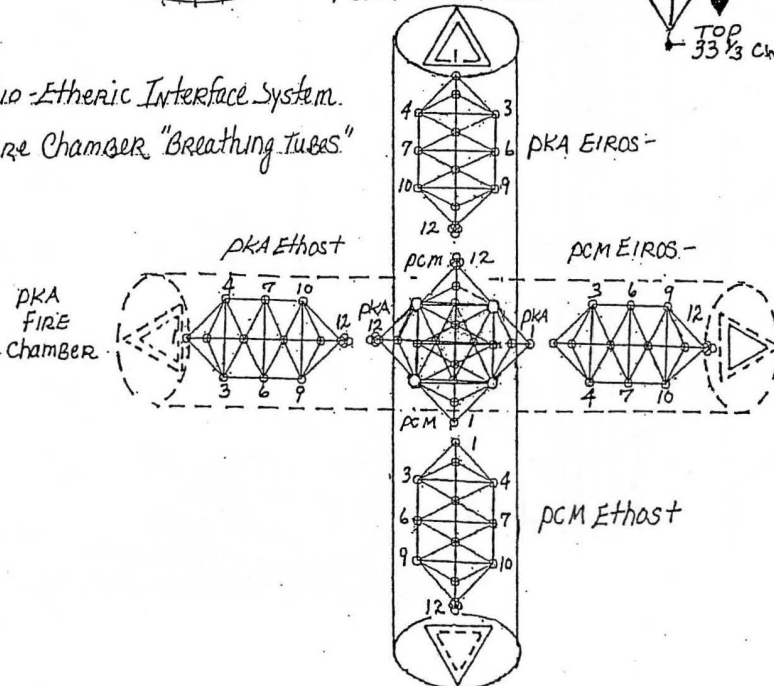
PCM Density

PCM Eiros-

PCM Ethos+

PCM FIRE CHAMBER

Bio-Etheric Interface System.
Fire Chamber "Breathing Tubes"



Our Living Morphogenetic Field & Eternal Life Potential

The Matradox, LOTOS, LOGOS and PHOTOS Radiation Matrices and
The Moda-Adhura

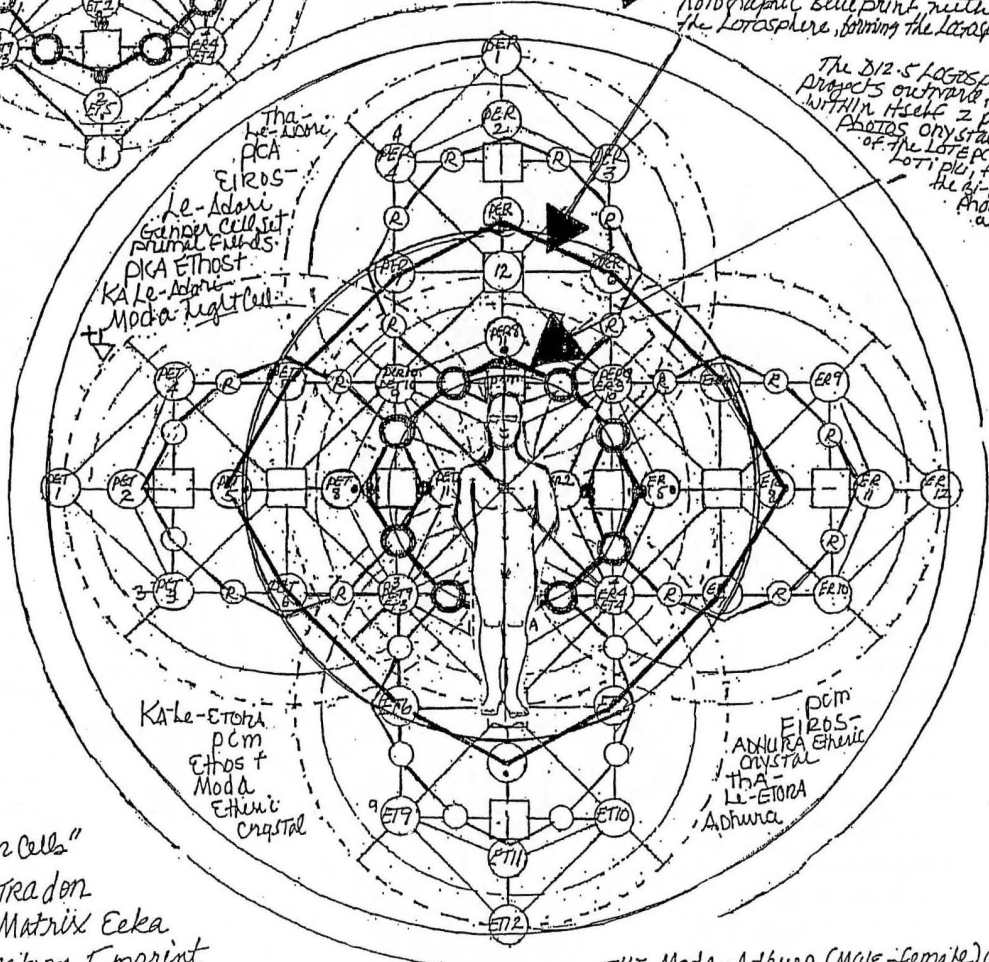
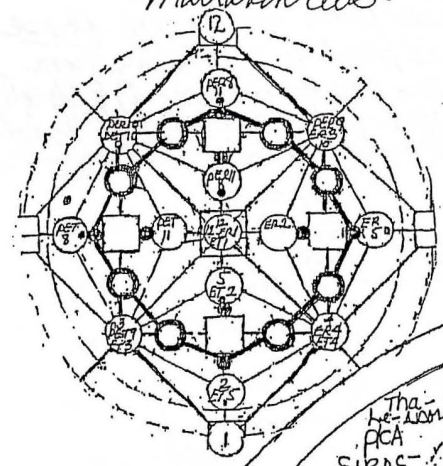
We are all microcosmic
matradox cells.

2 PHOTOS DENSITY Crystal
Radiation Matrix Cells
of the LOTUM.
1 pka LOTI ↔ and one
pcm LOTE ↓ are projected
into Eeka Lota D11.5-2.5
from the Eeka D12.5 LOGOS
Cell, forming the D12.5 Ethic Blueprint.
The LOTE and Loti protos
Crystal Matrices each form
a photosphere holographic
interaction lens within
them.

The Matradox Eeka Lota
1st Cell forms the LOTOS where
spherical Radiation Matrix
at Eeka D13.5. It is the
eternal starting point where
consciousness Cell within which
all Eeka-Vica creation takes
place.

The Matradox LOTOS where
projects outward from its
center point the Eeka D12.5
LOGOS Crystal Radiation
Matrix & Lotum Density spherical
holographic blueprint within
the LOTOSphere, forming the LOTOSphere.

The D12.5 LOGOSphere
projects outward from
within itself 2 polarized
PHOTOS CRYSTAL MATRICES
of the LOTE pcm &
LOTI pl, forming
the Moda-Adhura
at Eeka
D11.5.



The "8 Inner Cells"
The Matradox
Radiation Matrix Eeka
First Creation Imprint

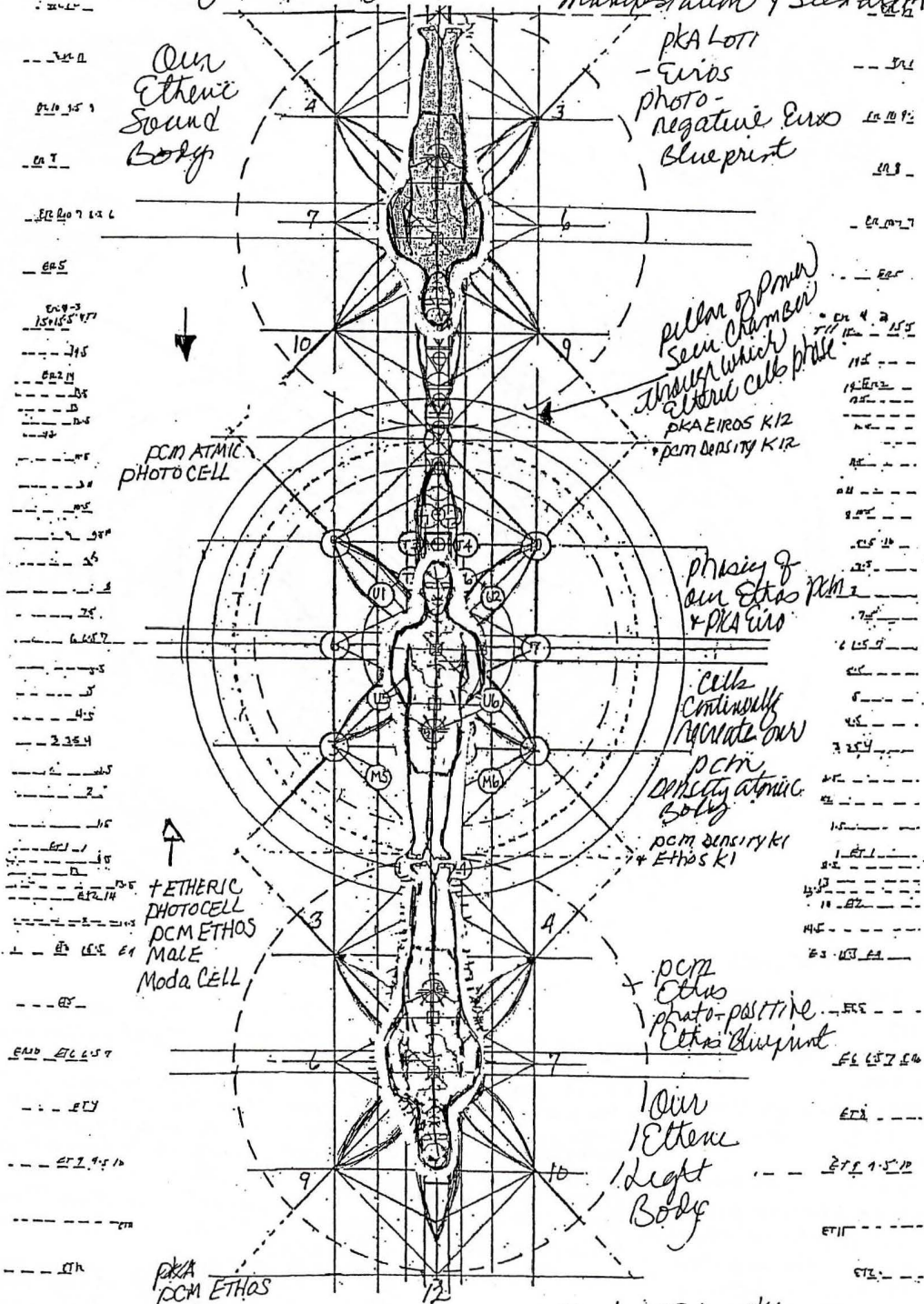
Consists of the
1 Eeka D13.5 LOTOS Matradox 1st Cell
inside which form:
2 MODA-Ethos Light Cell +
2 Adhura Eiros Sound Cells
at Eeka D13.5
1 LOGOS-Cell Eeka D12.5
1 pcm LOTE photos Cells Eeka D11.5
1 pka LOTI PHOTOS Cell Eeka D11.5
Together the Radiation
Matrix Cells of the Eeka Lota
MATRADOX Ethic "Mother
Cell" form the "8 Inner Cells"
of the 15-Cell ANDRADOX
Eekasha Seed of the "Good Seed".

LOTI pka Bodu
PER = pka Eiros - pka THA
PET = pka Ethos + pka KA
p = pka Density THORA LOGOS
LOTE pcm body
ER = pcm Eiros - PCM THA
ET = PCM Ethos + PCM KA
= pcm density 1/10 KA LOGOS
○ Reule Pillars
● Double Reule Pillars
• Reule Pillars in Signs.

THE MODA-Adhura (Male-Female) polarity
The Matradox projects outward within
itself the Ethos + Eiros Le-Adori
2 Cell Set forming the Le Adori gender cell
pair that form the Vica pka + pcm Primal
light-Sound fields, and project the Le-ethos
2 cell set forming the Gender cell pair that
forms the Vica pka - pcm LOTI-LOTE Density
fields. Gender cell "twin flame" sets are
called the MODA (Male)-Adhura (Female)
Cell clusters.
MODA + Electric Light Cell Radiation matrices of
Ethos Frequency Electrons crystals and the inward
Adhura - Magnetic Sound Cell
Radiation Matrices of Eiros form the Magnas Crystals
and magnaspheres of the D12.5 Ethic
Divine Blueprint, through which the D12.5
LOGOS Initiator density creation through
projection of the ATMOS at Eeka-Vica D11.5.

- Full Extale

When our Krist Divine Blueprint is working naturally our Ethos + Eiros photo-flame-cells phase within the pella of pman, expanding & contracting from the center seed atom as the Latus Arcs open (expand) & close (contract). Phasing perpetually generates SPIRE-pulse currents for Etheric Side Manifestation & Seed Atom Archangel.



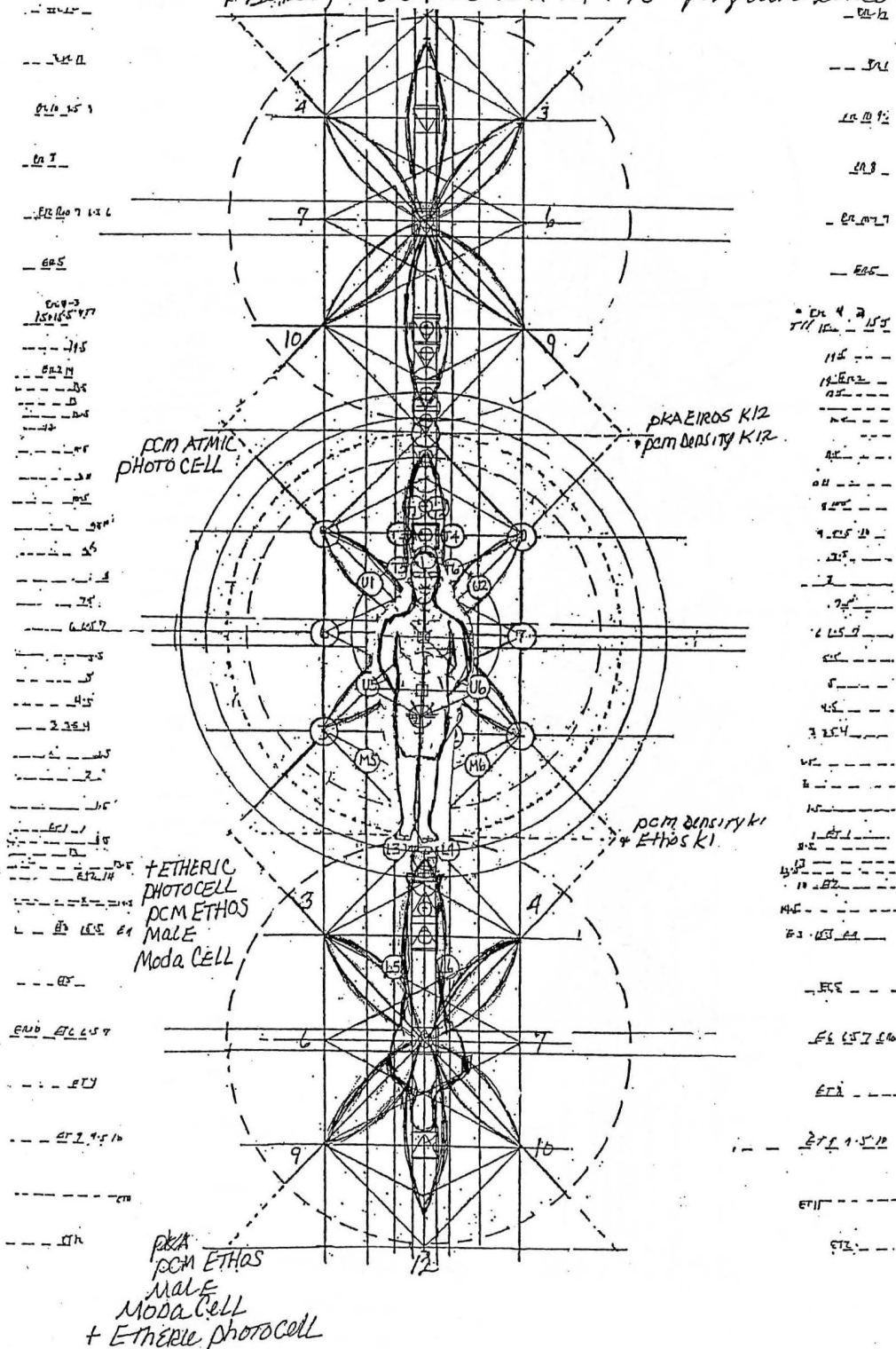
When our Ethos + Eiros PKA Etheric Bodies phase together & contract into center they generate our Etheric Body (atomic-Ethereic) and our Taueric Body (PCM atomic) 91

3. Pause Breath - Full Exhale

Full Exhale

Under natural circumstances spark-pulse currents are regenerated in the Etheric atomic pillar of Pman as the LOTE Body inhales (contracts) and exhales (expands).

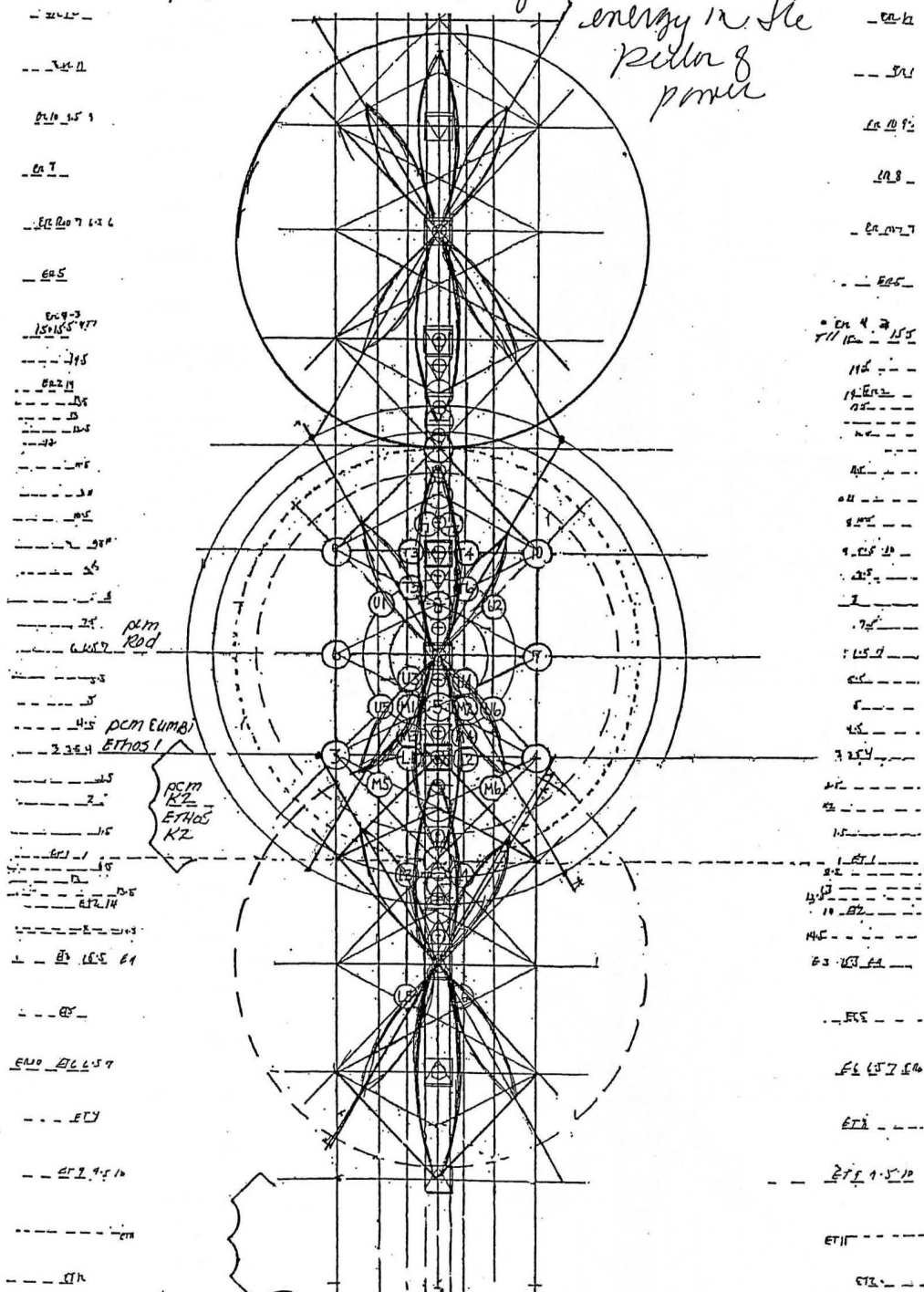
At full expansion Etheric & Density Bodies Separate, & Density Lines are at 45° projection lines.



3-phase Breath - 1/3 Inhale

As Ether Protocol begins phase as
 Lotus Arcs begin contracting toward center
 Alignment on the "Inhale breath"
 As Lotus Arcs phase, Ether Bodies Contract together
 & the Radon cells vigorously activate to replenish

energy in the
 Pella &
 pome

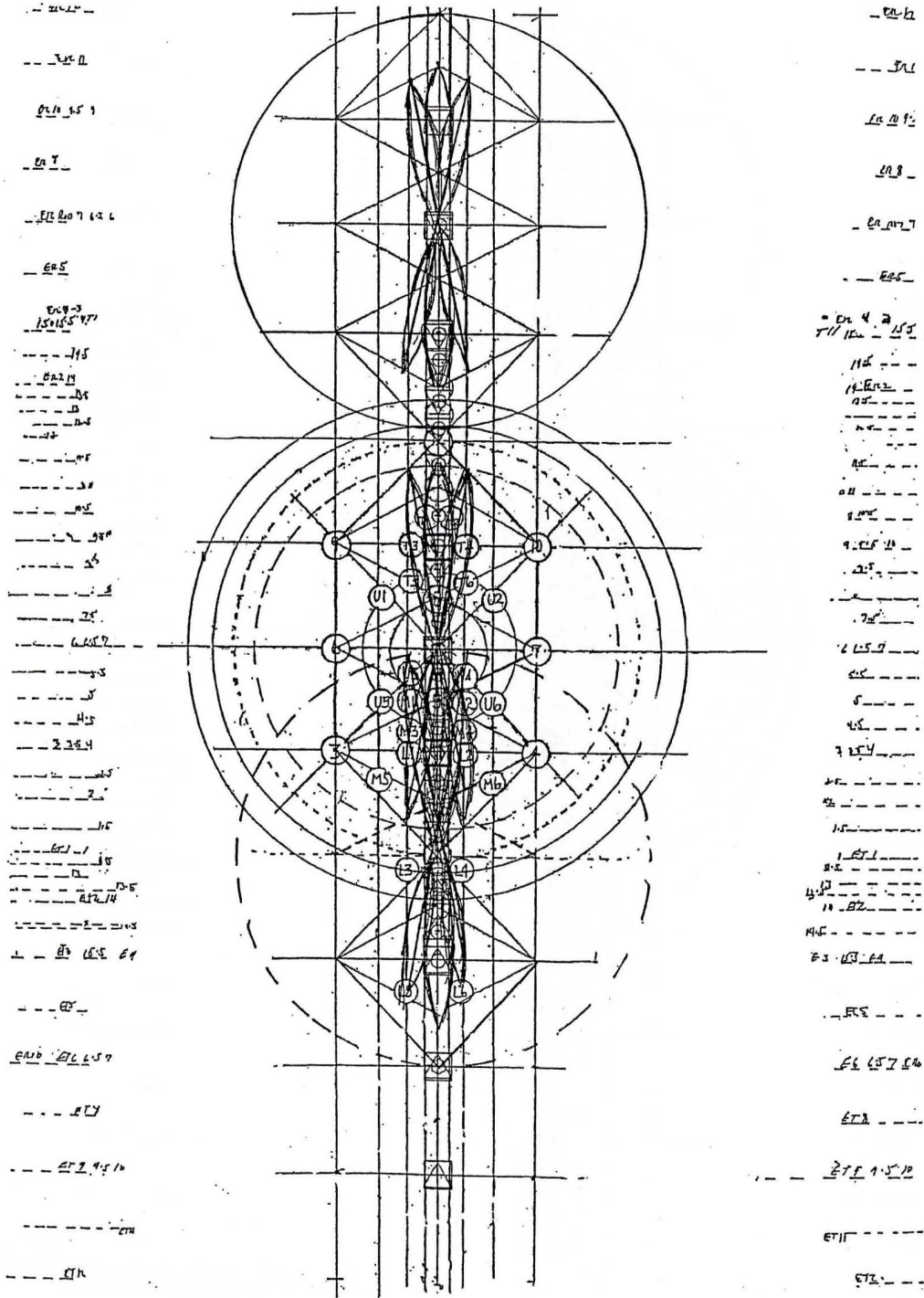


at 1/3 inhale ->

Nadradon fires
 1/3 inhale
 Lotus arcs phase from 45°
 to 30° from zero point
 enter Trisuka fold. 93
 Eumbi engages Ethos K1

3-pause Breath: $\frac{2}{3}$ Inhale

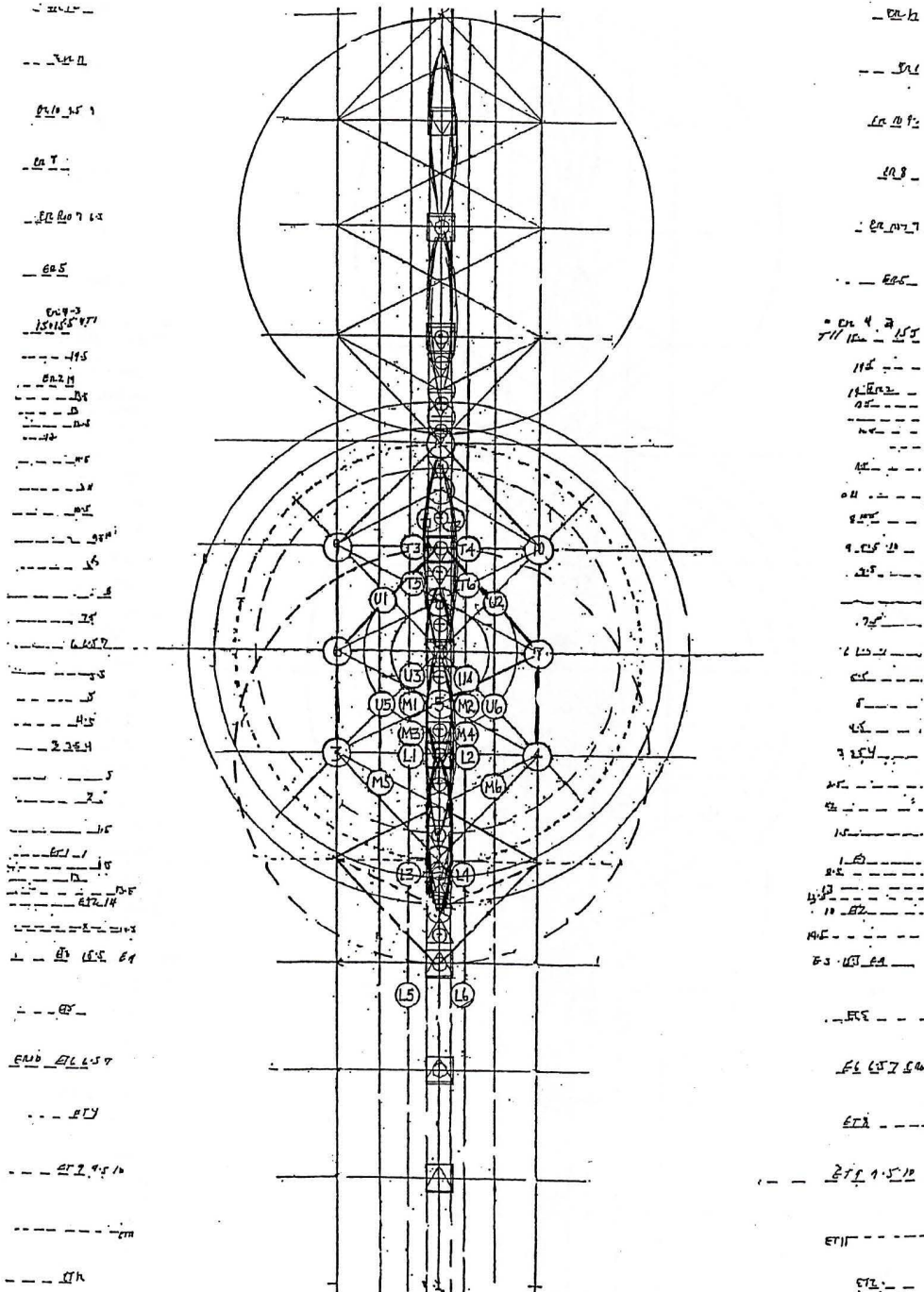
Lotus arcs continue to draw closer.
 Brungy Ethic Boles and upyrene myr.
 While every the seats on the Pilla (Pinn)
 Bratty Tube



Kethadon 15 Fines, Namadon Initials
 $\frac{2}{3}$ inhale
 Lotus arcs phase from 30° to 15°
 enter Bi-nica field.
 Ethic Eumli & Pcm Eumli align
 Eumli flames Phase & Spark.
 o HANETICA STATE. 94

3-pause Breath - full intake:

At full "Intake" Breath Lotus Arcs align full-ventral in Central Breath Tube & Release a D13 Monadic Spark To Seed atoms, embody the "Quickeny".



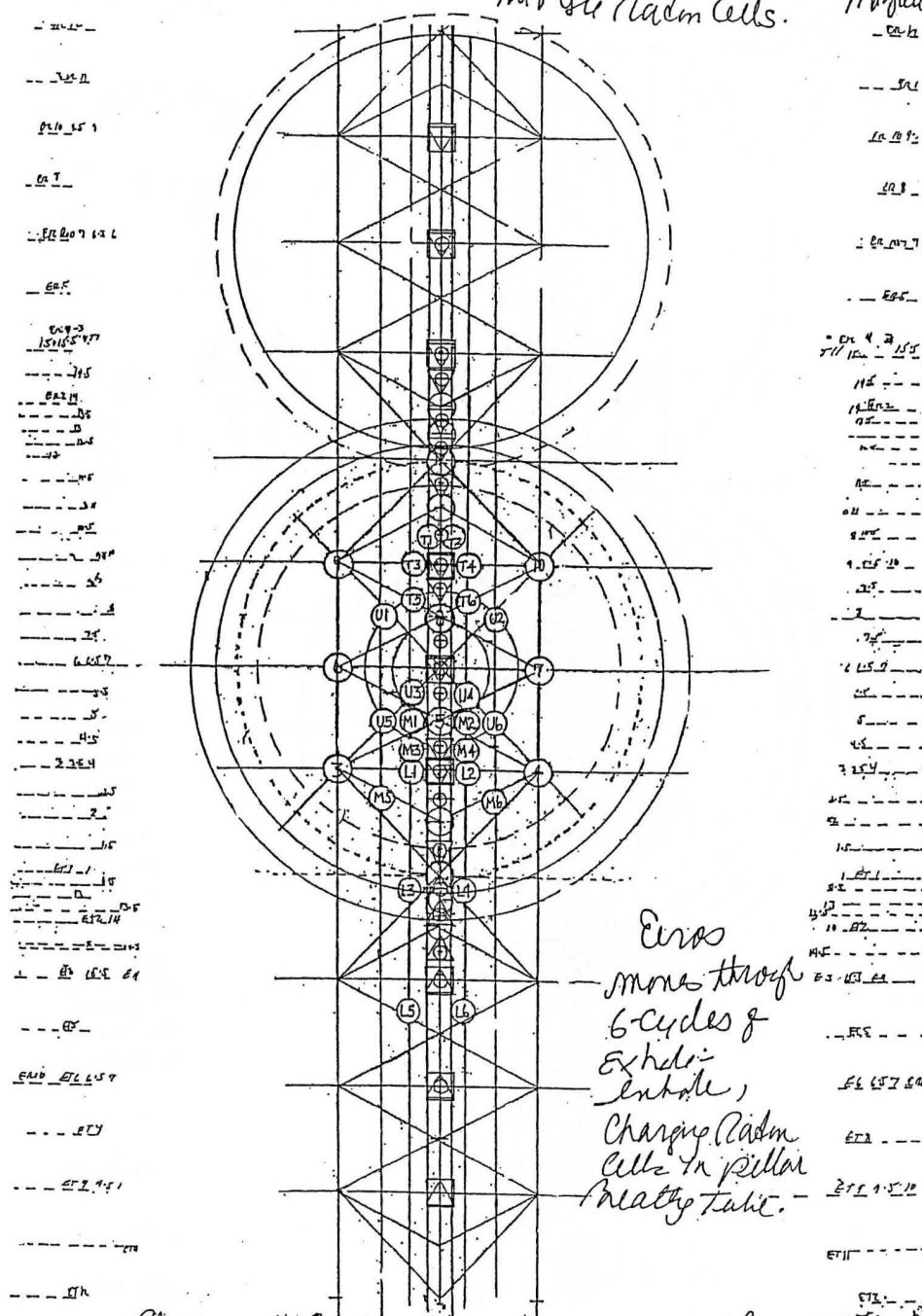
Kundalini 8.5 Fire, Kundalini 4.5 Intake,
Nadikaw Nadikaw

Full Intake
Lotus Arcs pose from 150 to Zenopoint
Ethos Eumli & Pcm Agura align
Ethos Agura & Pcm Eumli align
Eumli & Agura flame 5 phase & spark 9.5

3-Pause Breath: Pause at Top of Inhale - The Quackening (6th breath)
 Euro Aligns

In response to the Mmaka Spark
 Uleme, the Ethos Left Body jumps
 up in frequency & aligns fully with
 the PCM Density Body, releasing Spark current
 into the Radm Cells.

bro electrical peak
 Ethos Ascends, releasing
 electrical seal on
 Pillar of Power,
 forming PCM Ectoplasmic
 density and entering
 static cycle.
 Mmaka Peak limited.



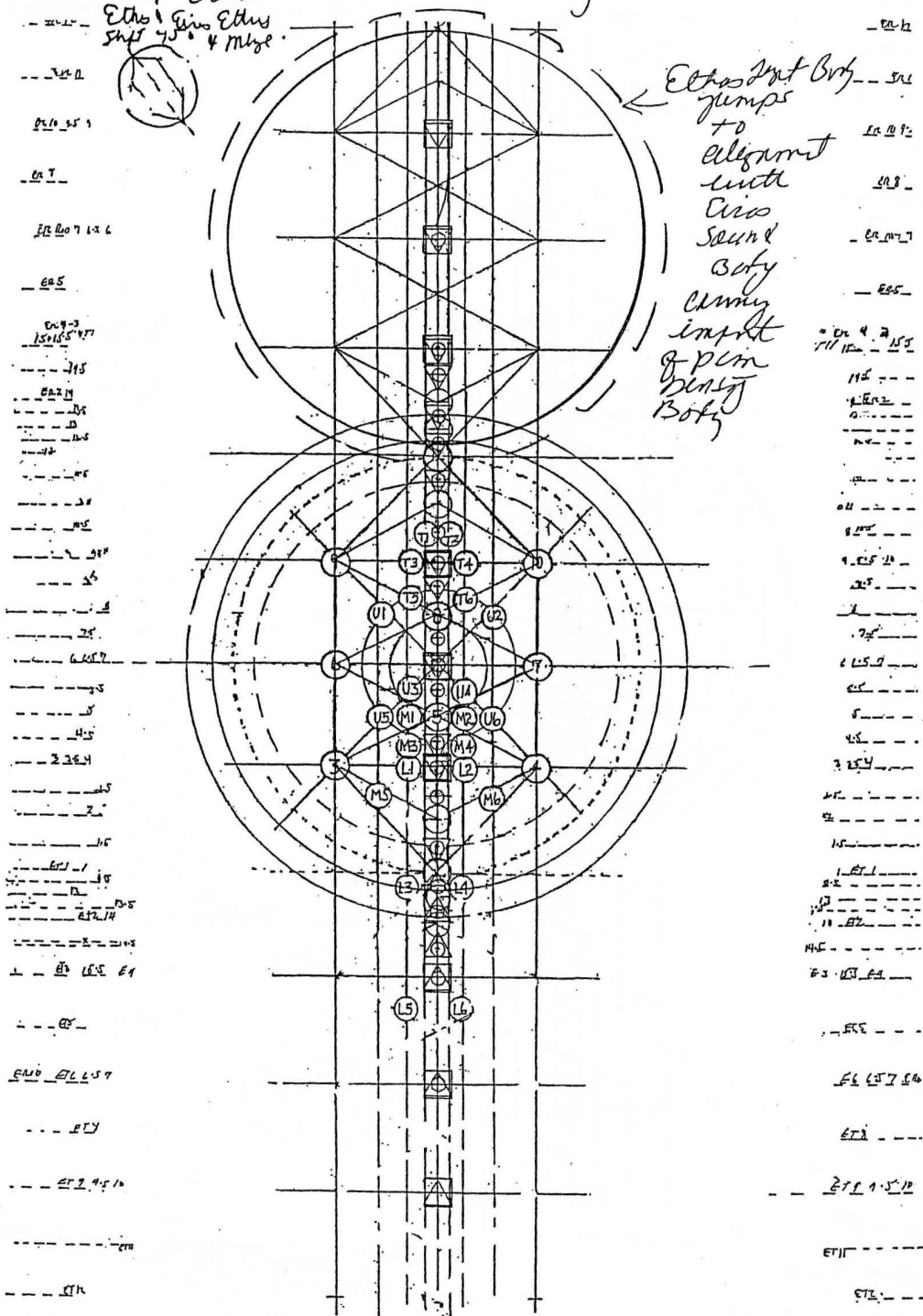
Euro
 moves through
 6-cycles of
 Exhale,
 Inhale,
 Charging Radm
 Cells in Pillar
 breath take.

After jump of Ethos
 Cord
 Ethos & PCM forms
 fully align & Spark
 & seek atoms align spark,
 accelerating PCM & Ethos seek atom spin
 on the 6th Inhale Breath following 6th Exhale,
 seek atoms spark initiating ARD electrical
 peak. Electrical Mmaka Top. Spiral leads
 spiral spin speed, de-Pillars & Ethos Cord rises to Euro

Nadatron Consummate, Pillar of 4th Activate
 & Kithradon 3.5.5
 Pause at Top of Inhale
 Nadatron Releases
 Latent Arcs phase 90° from zero point sparking
 Rod at K6 & K7, drawing Euro Sparks
 from PKA Staff through PCM into seal
 atom. Ethos Cord accelerates in frequency &
 jumps up full step into full PCM alignment.

PCM & Ethos Ascents -

On 6th Inhale Breath (Following 6th Exhale) Seed
 Atoms spare & Ethos reaches 110 electrical peak,
 ascending into Ethos alignment with import of Densit Body
 always Jato Arca remain hostile in pulla breath tube
 & Ethos + & Ethos-merge open to die 12, Petal Jatum

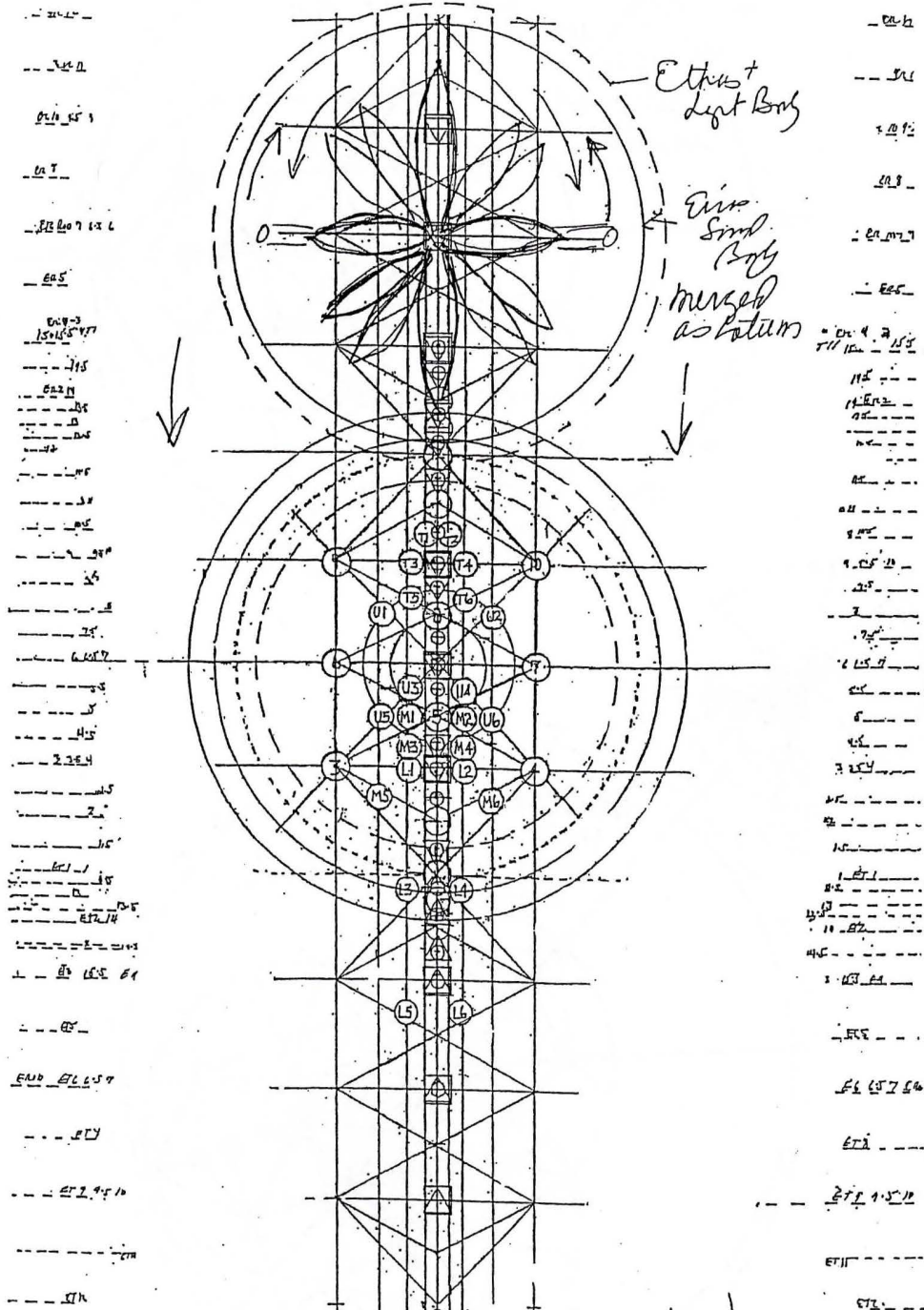


the 7th breath:

the 7th Exhale of a 6-cycle -

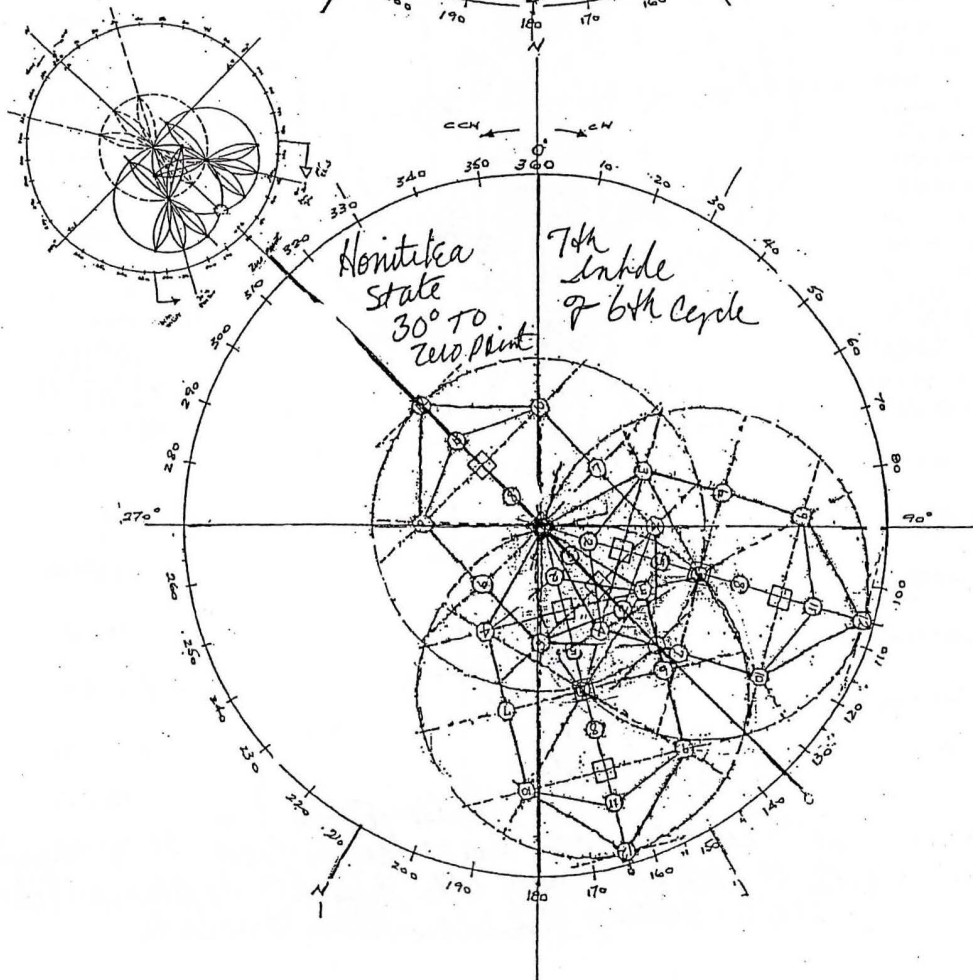
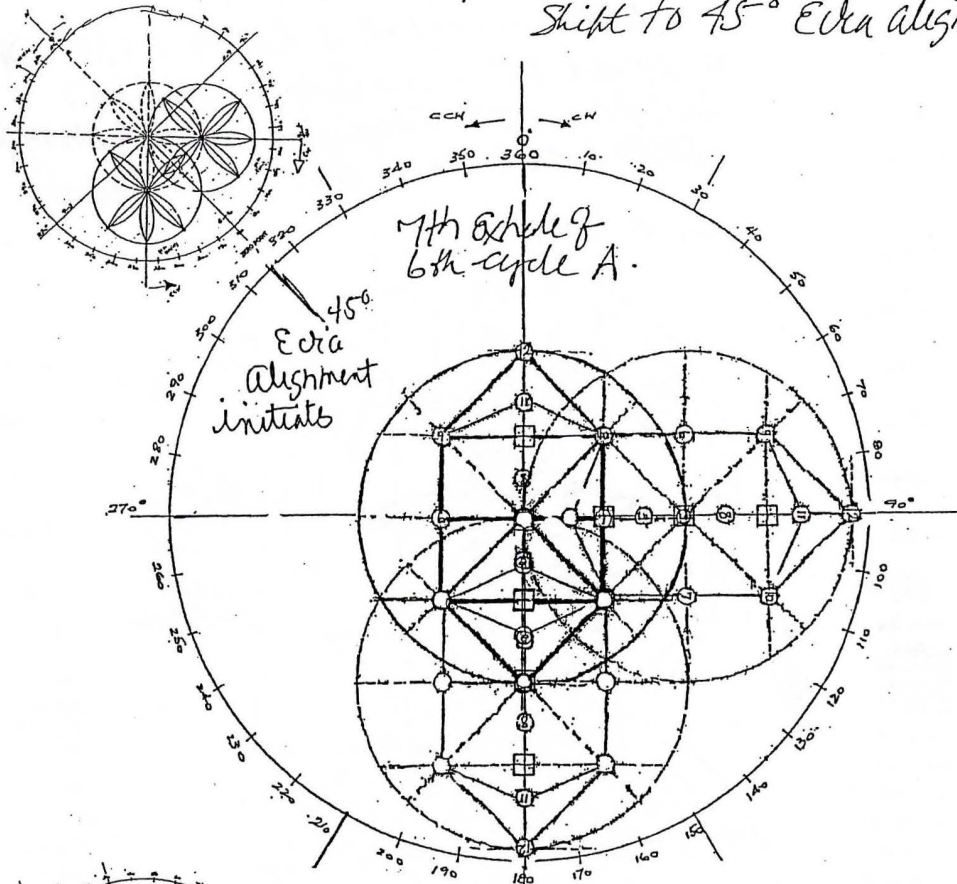
Latent n-petal Lotus Arcs open, spark Ethic Rod
 & merged Etheric-Euro Body Descendants into
 full PCM Lute Alignment - & PKA Density Alignment
 PKA Lute Density Arcs & Meraba reach

Arc Electrical Peak



the 7th Inhale (Fulling Exhale) -
 PCM Density Lotus Arcs & Meraba reach Along magnetic peak
 & Both PKA & PCM density cells shift 15° to align on Ecka
 axis - entering Hubble - Attraction Cycle.

The 7th Branch - Light Sound Ectas Eius Botis &
 PCMTOTE & PLALOTI DEINOTIS
 Shift to 45° Ectas alignment

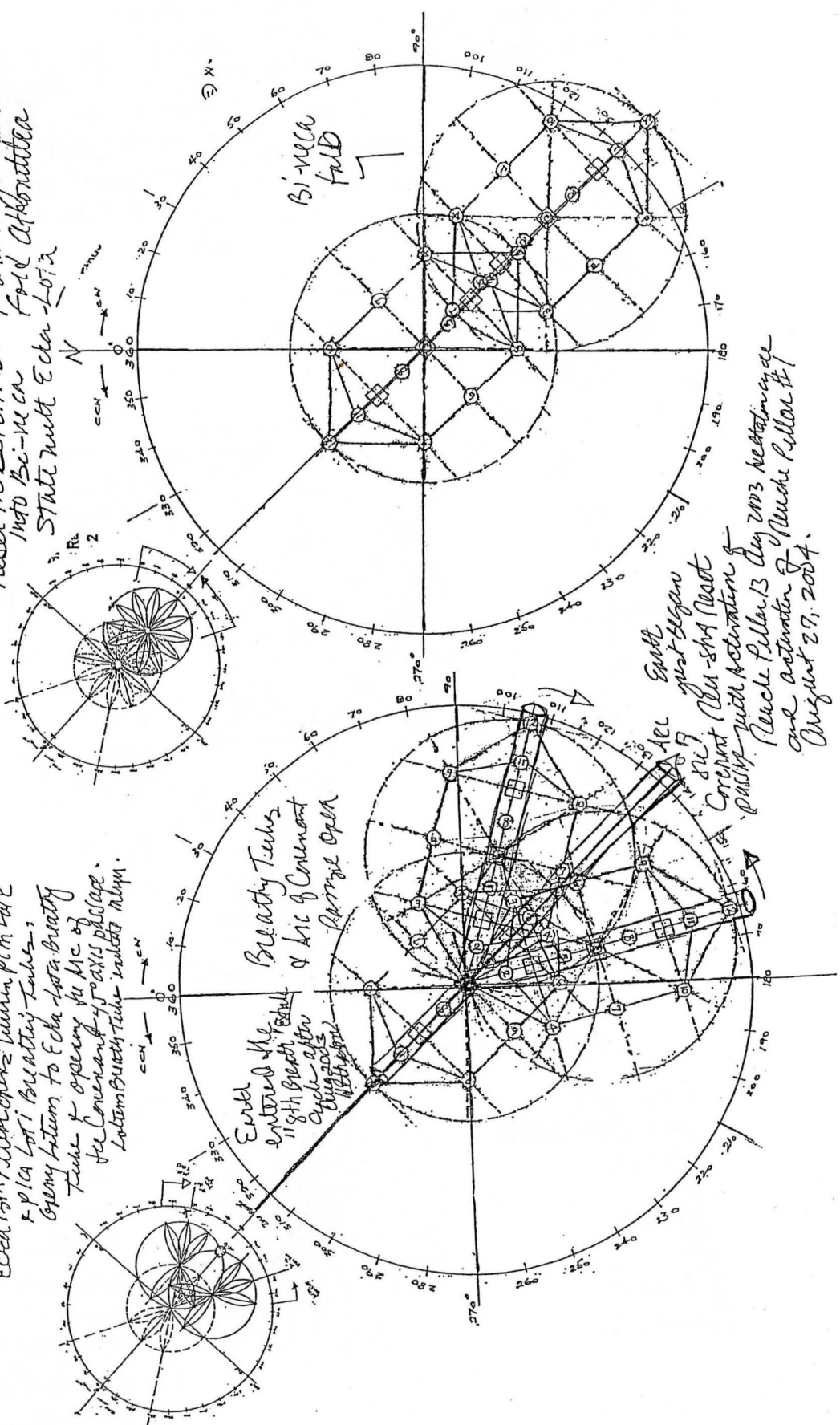


The 8th Breath - Oshonitela & Neche
 Echa Neusha Pillars / through / projections
 Nest Antitaxite
 Nest in Bottom Body drawing taken
 into Bi-veca Fold Antitaxite
 State with Echa - Lot 2

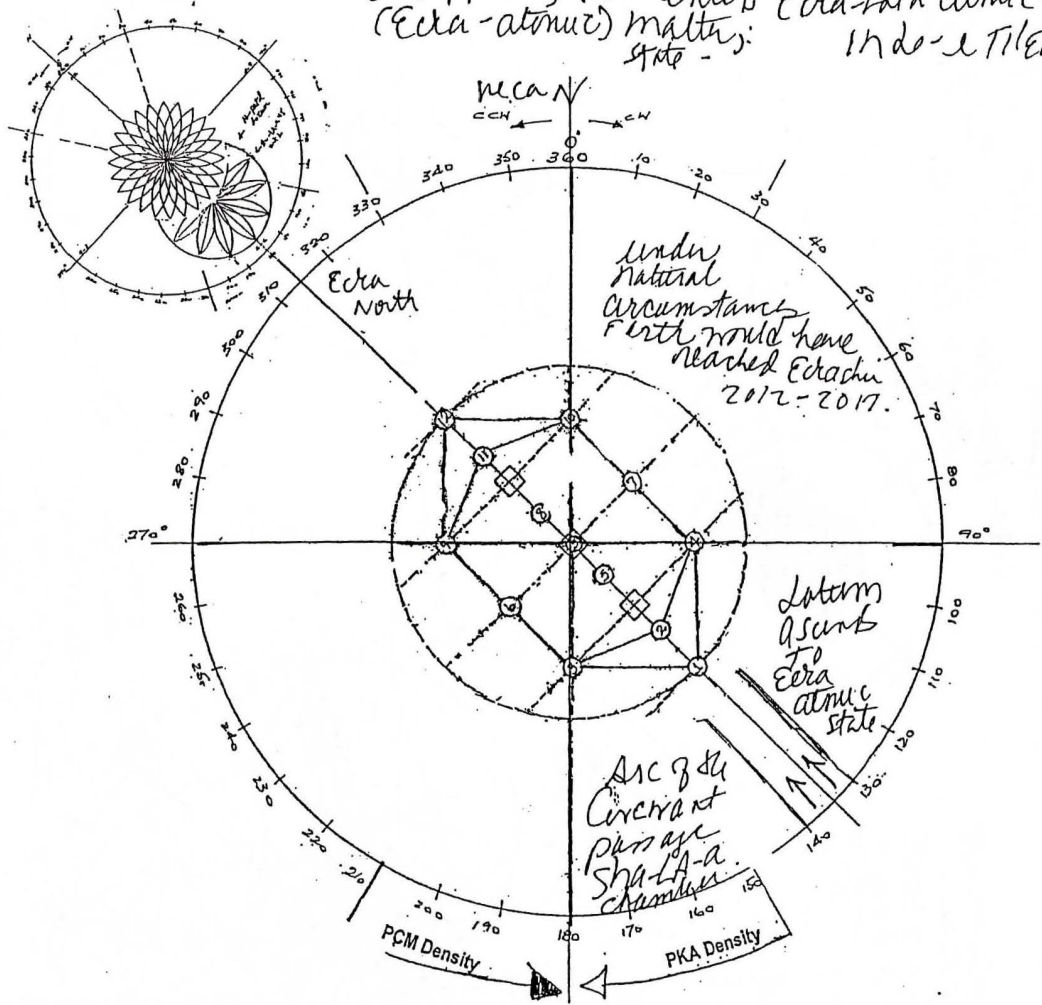
8th Exhale
 Echa 12th Pillar open / within / in late
 & PICA Lot 1 Breathy Trench
 Opened return to Echa - Lot 2 Breathy
 Trench & opening to MC of
 the Convent of 70 axis phase.
 Antitaxite return / return / return

Earth Entered the
 11th Breath / Earth
 8th Breath / Earth
 Cycle - after
 11th Breath / Earth
 Breathy Trench
 & MC of Convent
 Parallel Open

Earth just began
 the 11th Breath / Earth
 Convent / Neusha Nest
 with Antitaxite of
 Neche Pillar 13 day 2003
 and activation of Neche Pillar #1
 August 27, 2004.




The 8th Inhole: (Ne-sha Pillars 7-12) Reset & reach Eekashi Union, drawing Lotum through Nic of the Covenant Sha-LA-a chamber Eeka Greatly tube, into atomic-Etheric matter state, out of Vica and into Eeka-Lota!!
 Lotum enters "hyperspace" in Vica & disappears, Sun enters Eeka-Lota Atomic-(Eeka-atomic) matter; 1h do-e TIEa



24 petal Eeka-Lota

Eeka-Lota, pcm/pka Lotum merge +0 become SU. Unified Eeka-Lota.

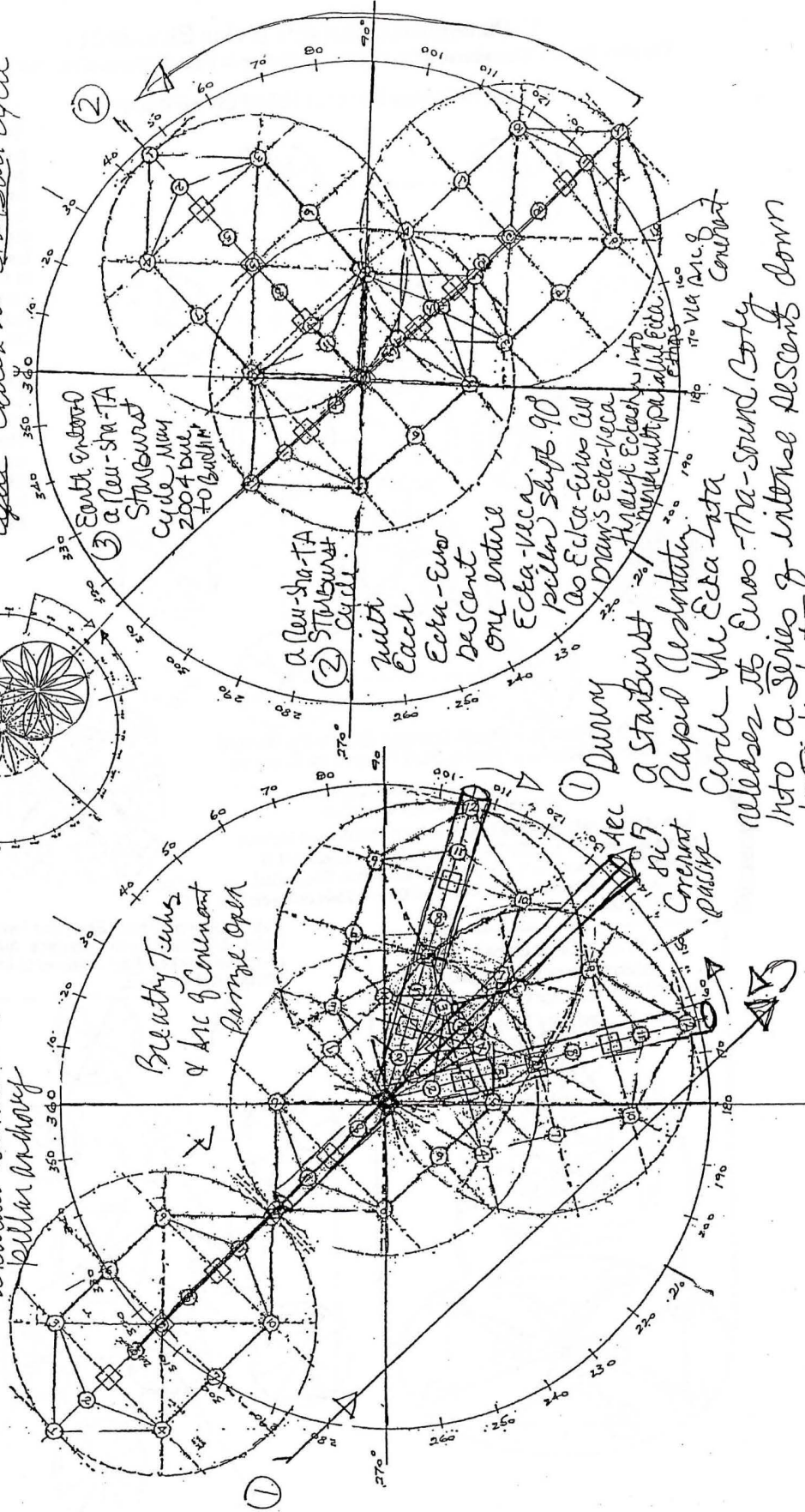
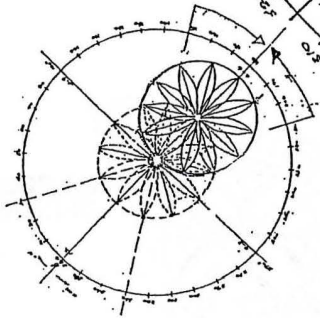


Apta a 6-Cycle of evolution in the but state. Eeka-Lota again recreates vica system of Eeka-Lota, Vica pcm lot & Vica pka lot. Cycle starts again at zero point & 45° projection

Crosses emerge
as the circular
pillars intensify

In the descent that the
REU-Sha-TA spiral of the
Breathery Tube Core misaligns
after the 8th Exhale "A" as
the gun & the Ecta gates have
intricate automatic needle
pull in an hour

The bottom shield cut to wrong
order, creating led Euse shield
shattering. If this spherical
ancee the Crystal Body enters
an automatic rapid restoration
cycle called at Starburst cycle

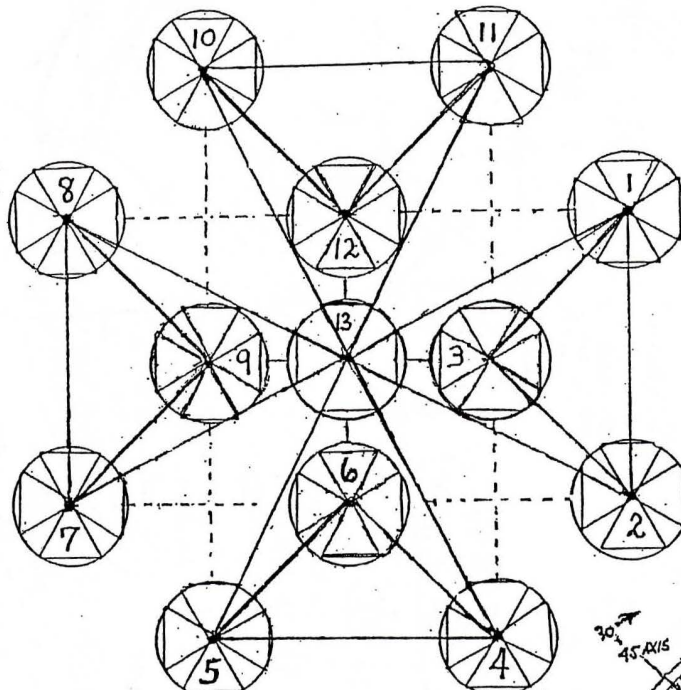


12 Dimensional Christos Divine Blueprint Ur

Template for 12 Dimensional, 4 Density Manifestation in Each 15 Dimensional Universal Time Matrix

Natural Universal Christos Shield Divine Blueprint

Natural Horizontal Rod Chamber



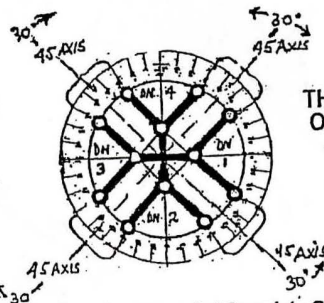
"Fire Letters" are specific groups of mathematically/geometrically arranged Scalar-Standing-Waves that form Shield Templates; (144 Fire Letters/ 12 Fire Letter sequences - 12 sets of 12 - of the D12 Universal DBP form the Scalar Standing Wave Template of the Universal Shield "Unified Field")

Each set of 12 Fire Letters forms thru the Core Scalar Blueprint of the corresponding Kathara Centre in the Universal Kathara 12-Tree Grid

Earth's Planetary Shield Damage Blocks the Natural Path of Planetary "Rod & Staff Frequency Currents"

Natural Vertical Staff Chamber

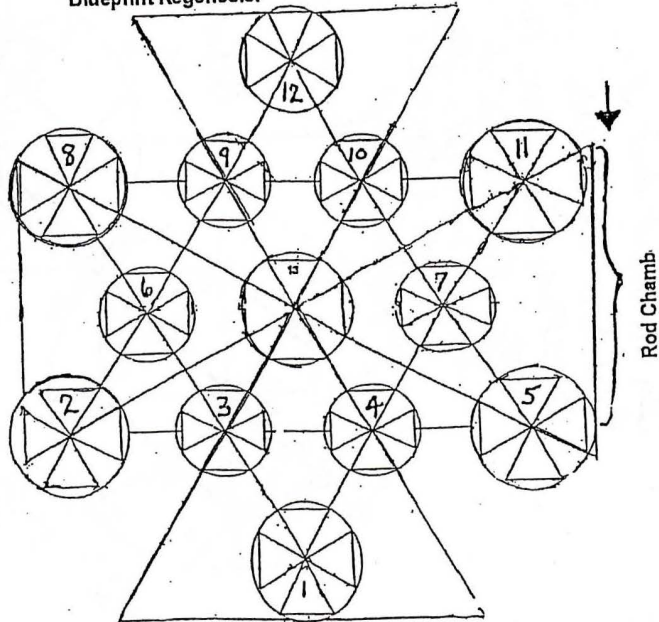
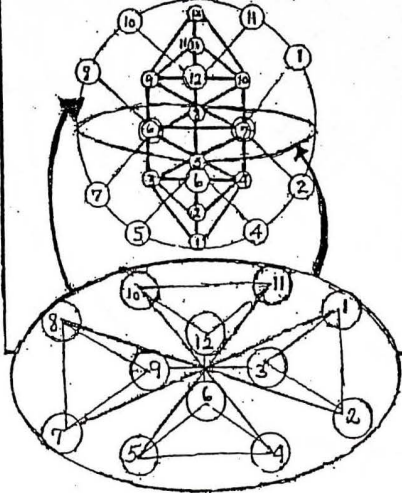
Each of the 12 sets of 12 Fire Letters in the D 12 Universal Christos Shield represents a specific Time Cycle within the 4 Density / 12 Dimensional Levels of a 15 Dimensional Time Matrix. The central 13th Centre Cycle represents the Universal Density Field connected to the D 13 Universal Primal Light Field



THE "KRIST CROSS" OF ETERNAL LIFE

Halls of Amenti Divine Blueprint Template Shield: Christos Shield & Sextant Shield Interface. Amenti Interface Shield re-opens blocked Rod Chamber to initiate Shield Divine Blueprint Regensis.

The 12 Signet Star Gates of the Universal Templar Complex
The 12 Universal Star Gates correspond to the 12 Planetary Time Cycles.

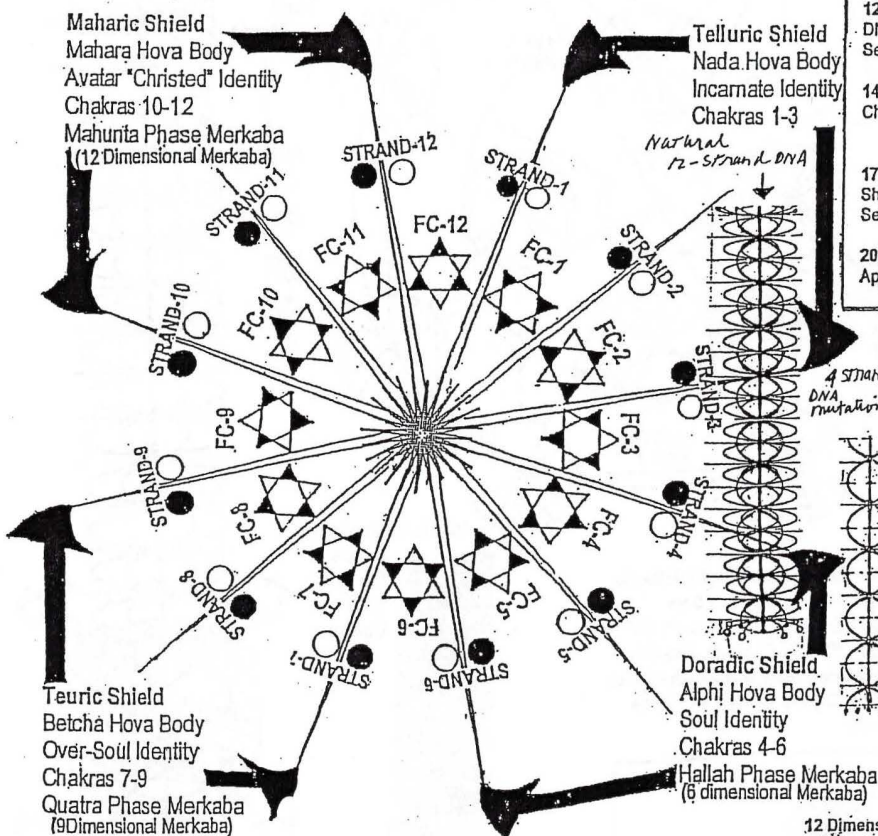


Rod Chamber

The Silicate Matrix 12-Strand DNA Template with Hova Body, Scalar Shield and Identity Level Correspondences

The 12 Strand DNA Template, Vector Codes and the Genetic Alphabet

The Human genome is arranged into 12 dimensionalized mathematical programs, each of which set the blueprint for one Double-Helix chemical DNA Strand. Each Double-Helix strand blueprint is composed of 12 base-magnetic (Mion) "female" Base Codes and 12 base-electrical (Dion) "male" Acceleration Codes. When the Human genome is functioning naturally, the 12 Base Codes and 12 Acceleration codes that hold the mathematical program for each Double-helix strand combine to form a set of 12 Electromagnetic VECTOR CODES. Codes (one Base Code plus one Acceleration Code = one Vector Code). The 12-Vector Codes of the Human genome manifest as 12 NUCLEOTIDE BASE CHEMICALS that form the Nucleotide Base Pairs of which the chemical Double-helix DNA Strands are composed. The Morphogenetic Field Scalar-wave Template for the Original Human Genome



Maharic Shield Divine Blueprint & DNA Template	
12	frequency bands/Keylon Codes/Rays-DNA Strands/Nucleotide Bases-Shield Fire Letter Sequences
144	sub-frequency bands/Keylons-DNA Chromosome Blueprints-Shield Fire Letters-144 Souls
1728	Keylons, DNA gene sequence blueprints-Shield Vector Codes-1728 Incarnate Selves
20,736	Relons-DNA gene blueprints-Shield Apparati-20,736 Probable Selves

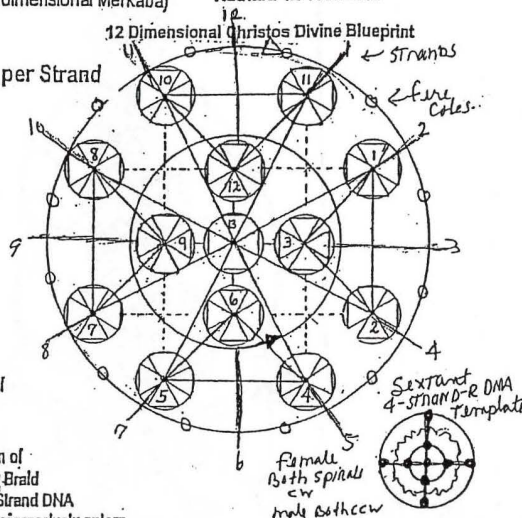
"Fire Letters" are specific groups of mathematically/geometrically arranged Scalar-Standing-Waves that form Shield Templates; (144 Fire Letters/12 Fire Letter sequences - 12 sets of 12 - of the D12 Universal DBP form the Scalar Standing Wave Template of the Universal Shield "Unified Field")

Each set of 12 Fire Letters forms thru the Core Scalar Blueprint of the corresponding Kathara Centre in the Universal Kathara 12-Tree Grid

12 Base Codes per Strand = ● ○ = 12 Acceleration Codes per Strand

12 FIRE CODES between Strands = ☆ DNA, Fire Codes and DNA Seals

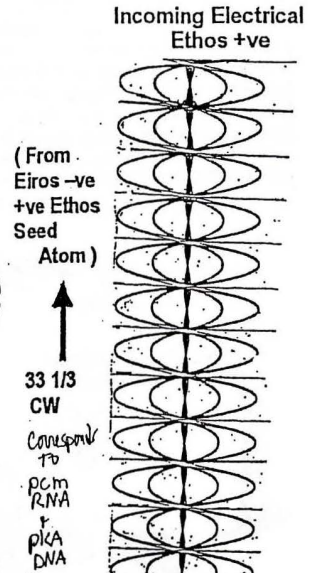
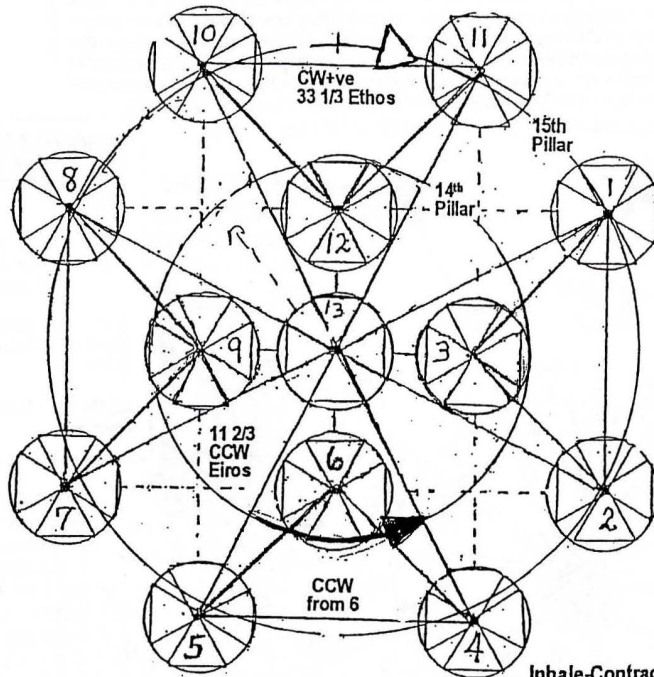
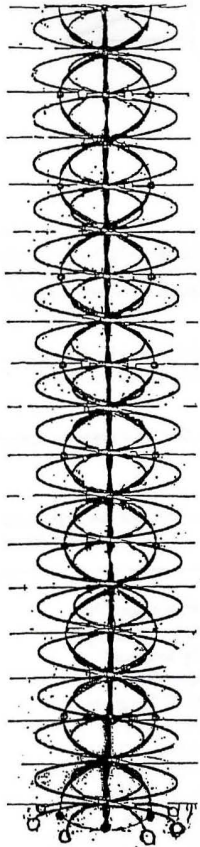
In SACs dormant aspects of the Human Silicate Matrix come into activation in response to the progressively accelerating frequency spectra running through Earth's grids via opening Star Gates. Between each pair of Human Double-Helix DNA Strand Templates, there is a composite scalar-wave program called a FIRE CODE that serves as a frequency seal between each pair of DNA Strands. The 12 FIRE CODES that exist between the 12 Double-Helix Strand Templates contain the mathematical instructions that govern the Star Crystal Seals within the Human body, which keep the Primal Ujja Force Kundalini-Maharala Currents of the embodied levels of consciousness and atomic matter Density levels separate. Fire Codes activate in response to release of the 12 Planetary Star Crystal Seals (PSC-Seals); when a PSC-Seal releases/initiates, the DNA Template Fire-Code corresponding to the frequency program of the PSC-Seal also initiates, DNA Fire Code activation begins the organic process of DNA Strand Template BRAIDING, which in turn activates dormant portions of the chemical Intron and Spacer "Junk DNA" and transient "Turnstile DNA" sequences within the DNA Hydrogen Bonds. Activation of dormant "Junk DNA" allows the chemical translation of the 12-Strand DNA Template to progressively Braid into a singular Double-helix strand that contains the chemical arrangements of the 12-Double-Helix Strand DNA chain, which chemically prepares Human molecular structure for atomic transmutation as the body progressively enters the natural trans-dimensional STATE OF MERKABA.



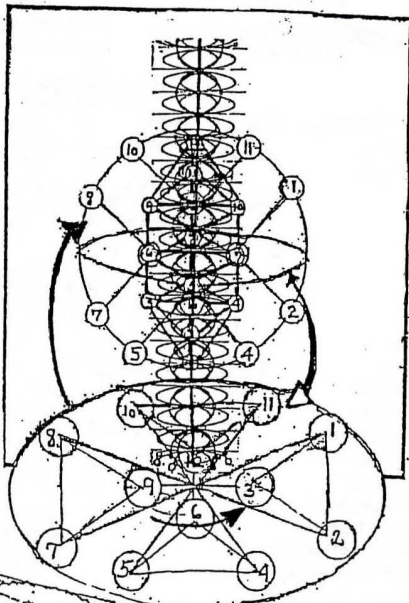
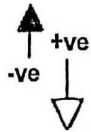
NOTE: Earth races presently carry both the Natural Christos Divine Blueprint & the Amenti Interface Template within their Tribal Shield & DNA Template. The Amenti Interface Template activates first, allowing the natural Universal Christos Frequency Spectra to anchor in the DNA Template, then the Christos Blueprint activates to override DNA mutation caused by the Planetary Shield distortions.

Hova

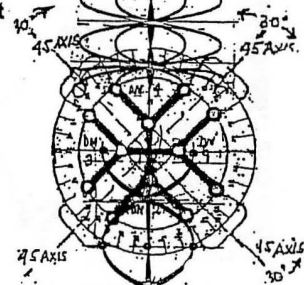
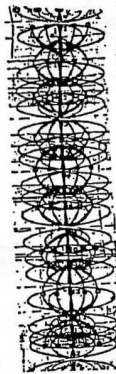
The Natural Reu-Sha-TA Spiral & Reuche Base Shield Template



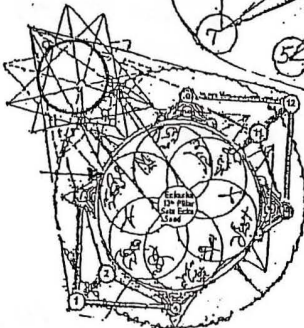
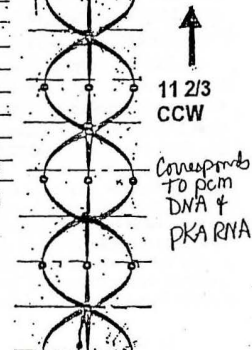
Counter-rotating Reu-Sha-TA Etheric Spirals generate a $45 + / - 0$ ve Sha-LA-a Etheric-Atomic & a $21 \frac{2}{3} +ve$ CW Manos Etheric Current. The Sha-LA-a Spiral perpetually fuels the Pillar of Power & Crystal Body Life-Force Production.



Inhale-Contraction Pillars Contract toward Centre



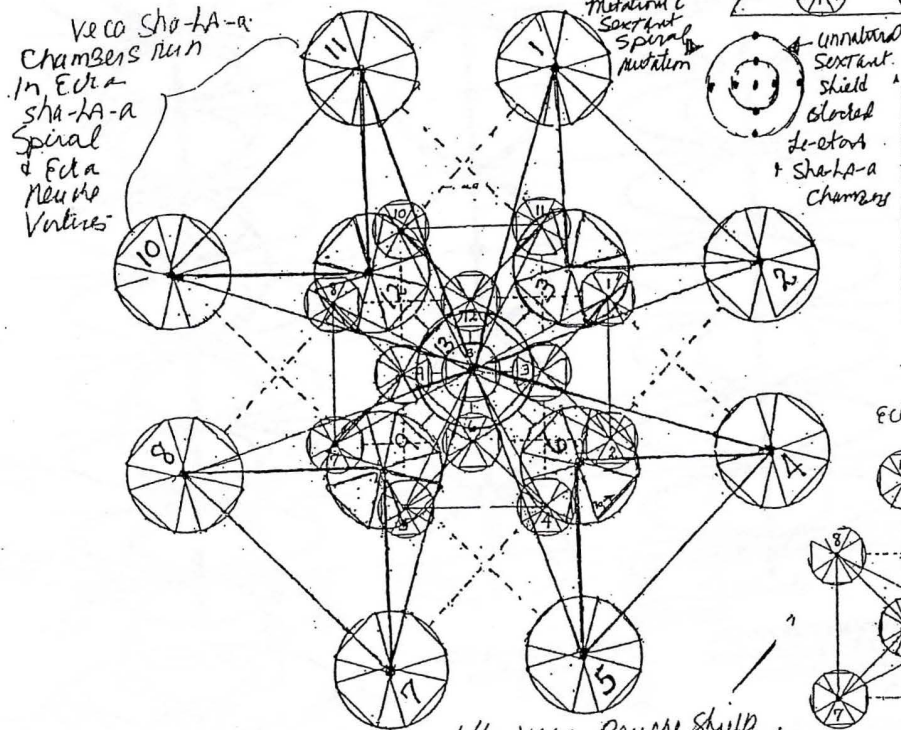
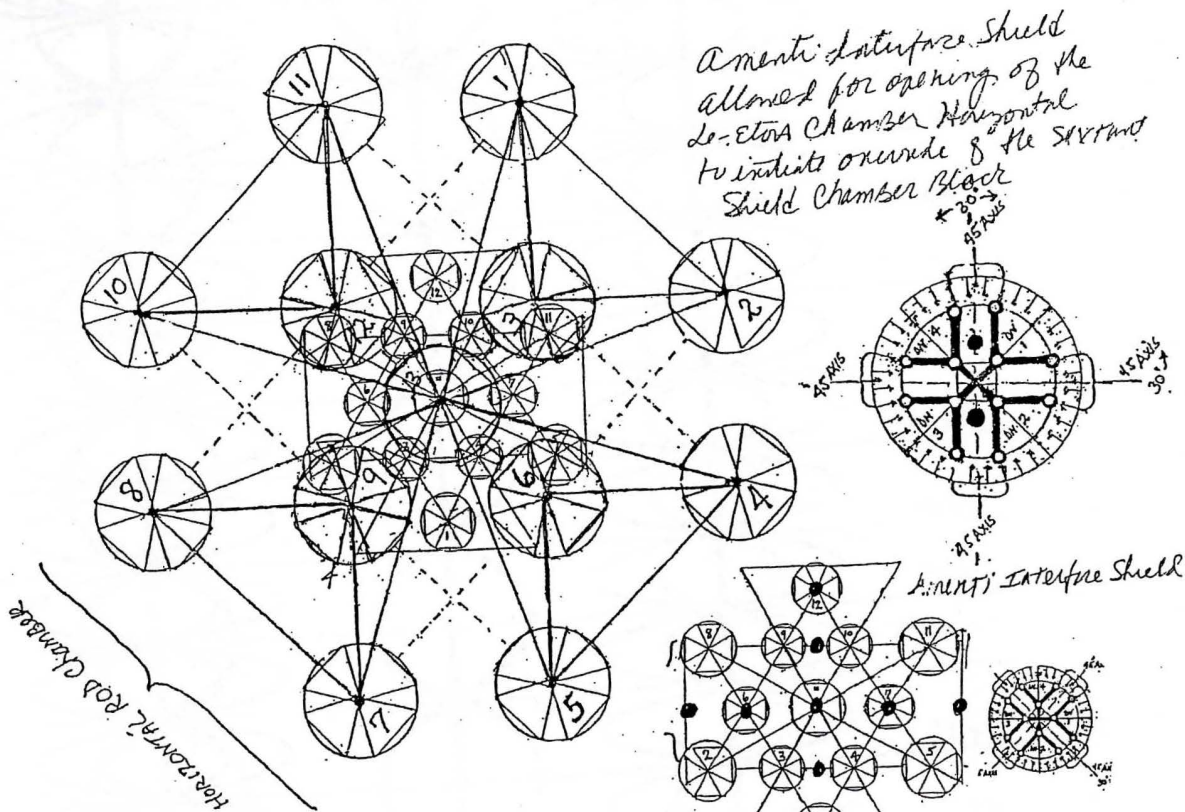
Magnetic outgoing upward moving spiral Eiros-ve from Ethos+ve -ve Eiros Seed Atom



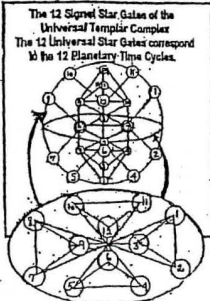
Reu-Sha-TA Spiral has 15 Atomic Currents that run the currents of the 15 Photo-Flame-Cells of the Ecka 'Yon-a-Sa' Seed Atom

Exhale expansion opens 4-Way Reuche Chakra horizontal vortices that step-down frequency from the large vertical Reuche Vortices

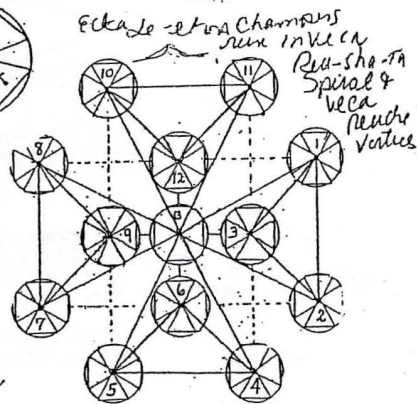
The Eka Sha-LA-a spiral, Veda Reu-sha-TA Spiral, the Sextant Shield and the Amenti Interface Shield



Each of the 12 sets of 12 Five Letters in the D 12 Universal, Chakra, Shield represents a specific Time Cycle within the 4 Density/12 Dimensional Levels of a 16 Dimensional Time Matrix. The central 13th Chakra Cycle represents the Universal Density Field connected to the D 12 Universal Primal Light Field.

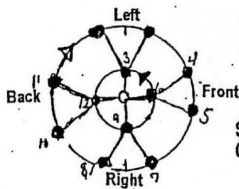
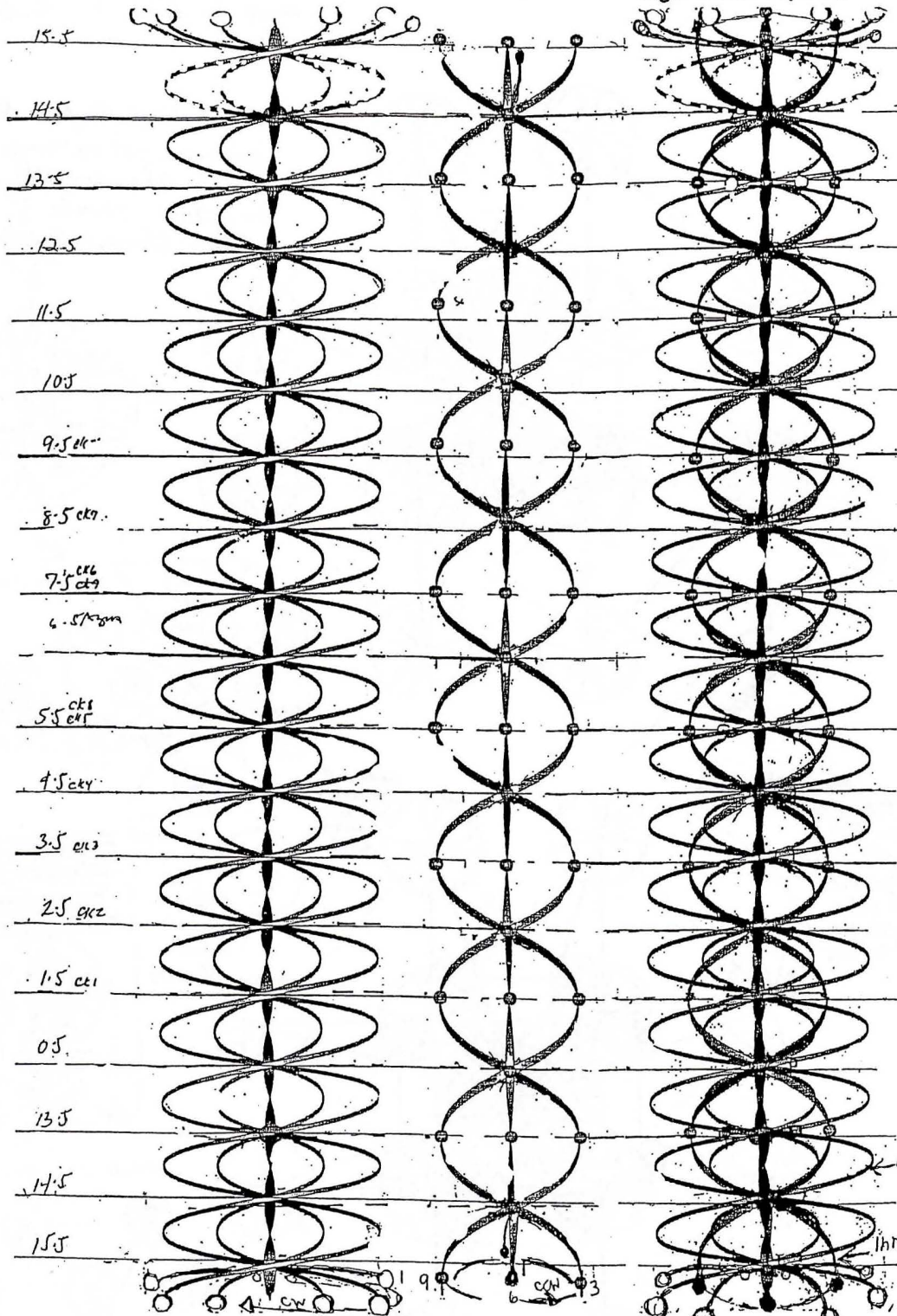


The Veda Reu-sha Shield runs the Reu-sha-TA Spiral from the Eka Le-etora Chambers.



The Natural Christiatic Reu-Sha-TA Spiral

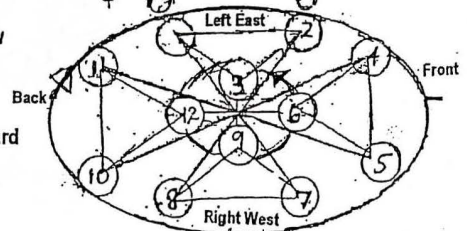
The Counter-rotating Light-Sound Spirals



Electrical Ethos +ve CW
33 1/3 Spirals Down from
-ve Eiros +ve Ethos
Seed Atom

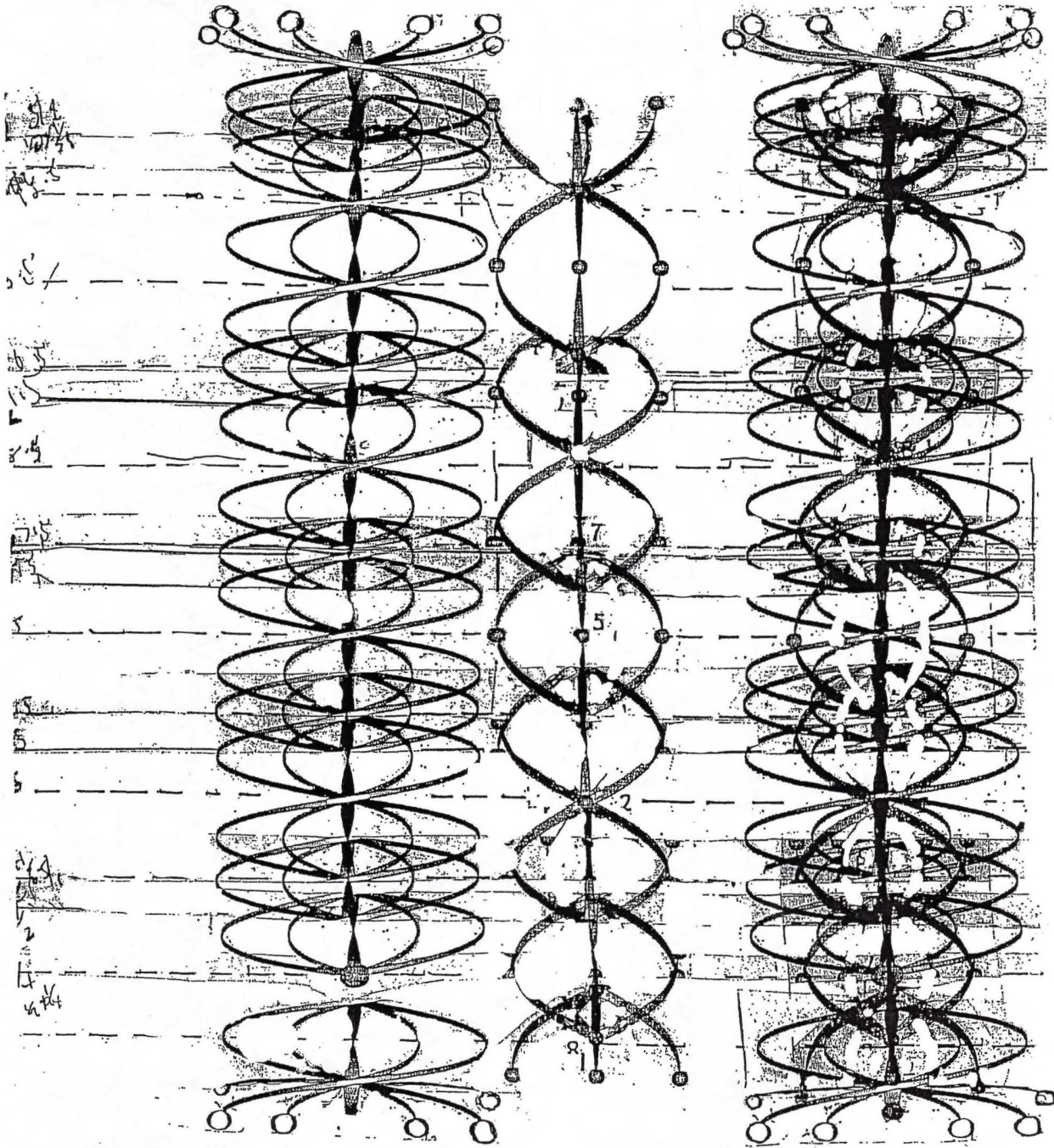
Magnetic Eiros -ve CCW
11 2/3 Spins Up from
Ethos -ve Eiros
Seed Atom

Shown in Stasis Position. On Inhale Sp r Contracts toward
Centre, on Exhale Expands & Polarises forming Chakras.



Inhale Breath Contracting Reu-Sha-TA Spirals

Spirals Contract Toward AzurA Centre on
Inhale then Expand Upward on Exhale



Exhale - Reu-Sha-TA Spirals Polarise, Tube Opens, Chakras Form



Chakras are 4-Way Reuleaux Vertices sets
14.5

13.5 front view

12.5



10.5 SIDE Horizontal Chakras
CK6

9.5

8.5 CK5

7.5 CK8

6.5 A200

5.5 CK4

4.5 PA CK3

3.5 Eumbic

2.5 CK2

1.5 CK1

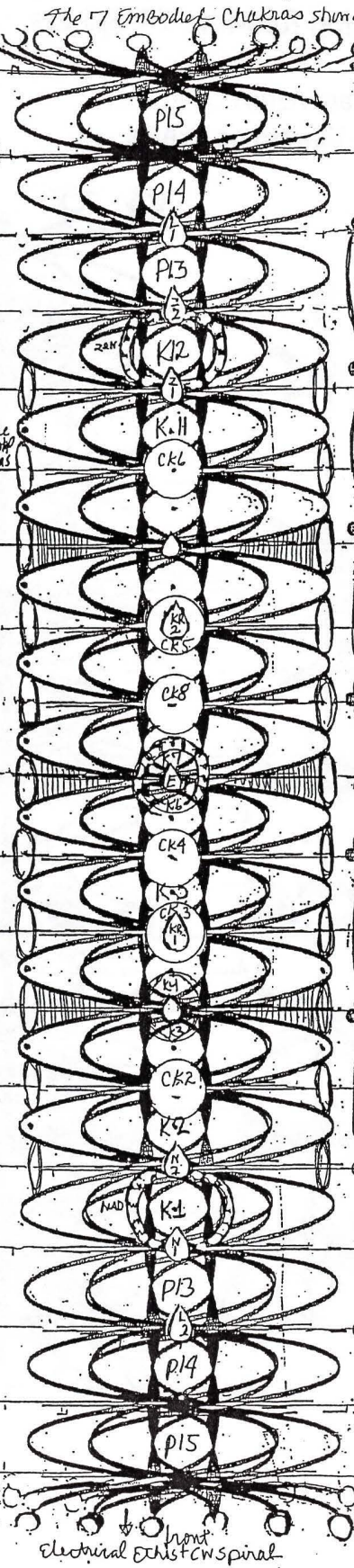
0.5

13.5

14.5

15.5

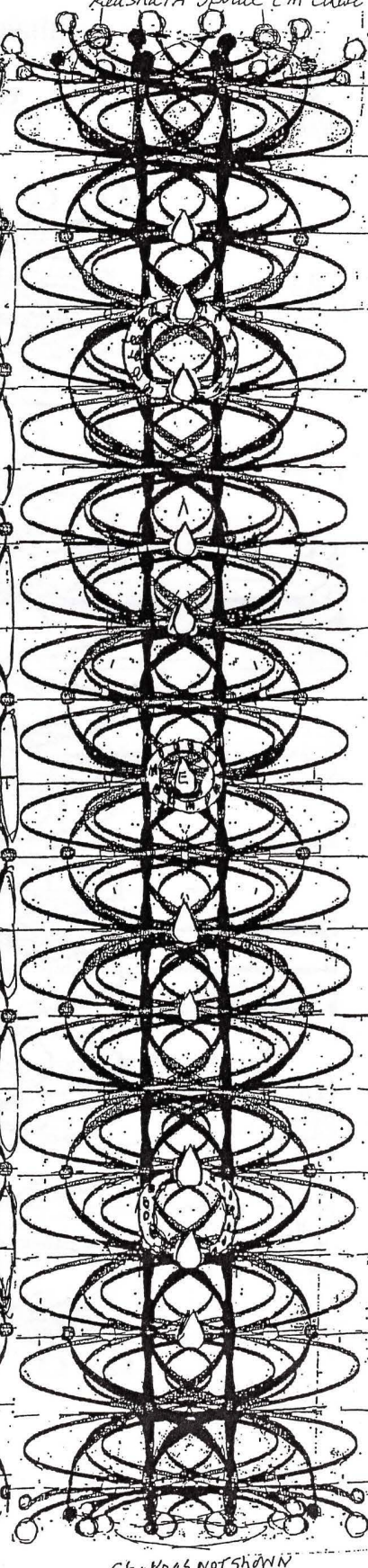
Seal Seals Right



Magnetic CCM Circs spiral generates 7 CK Magnas Chakras

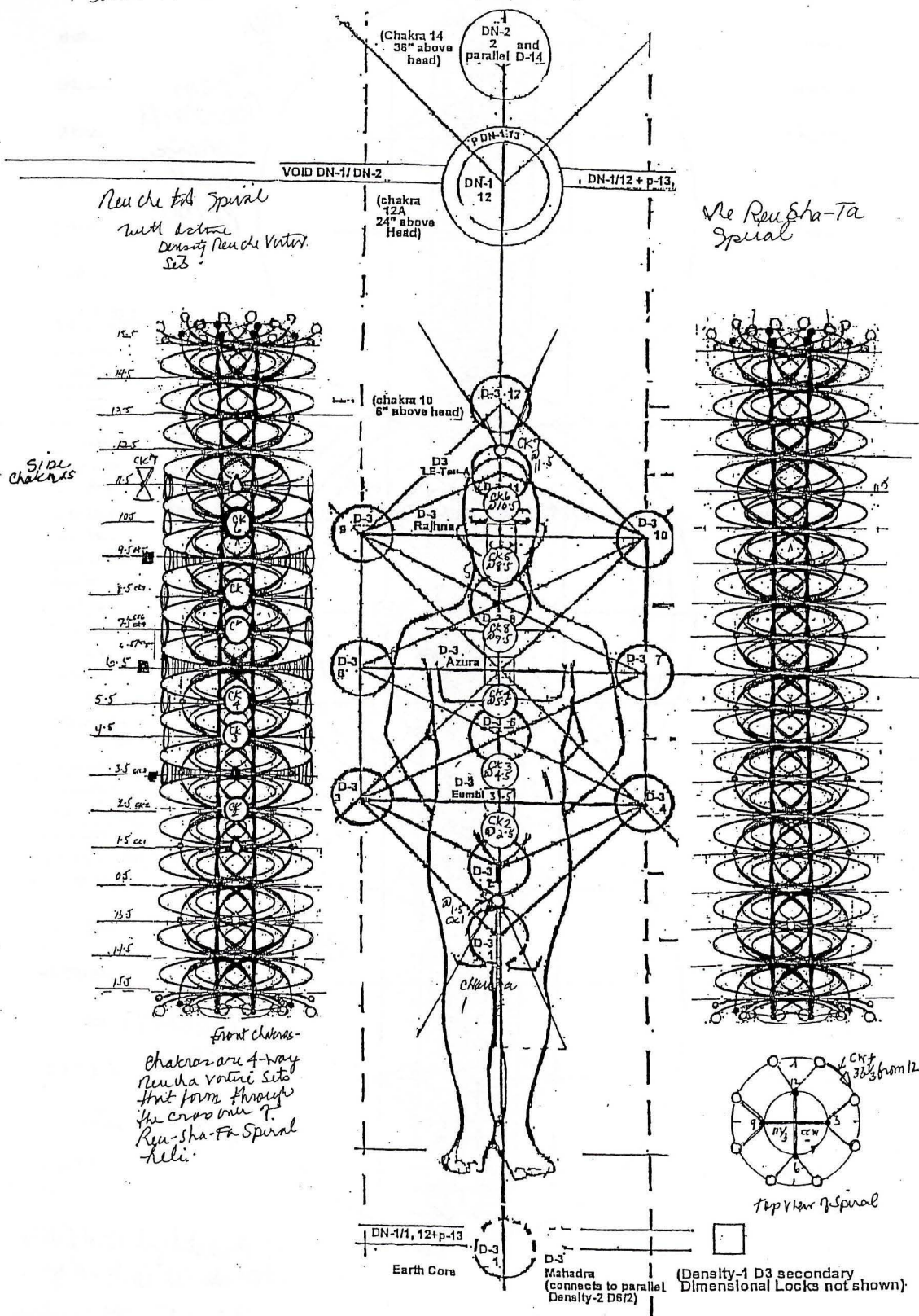
Magnetic Spiral ↑ EMAS-CW

Reu-Sha-TA spiral EM Ethic

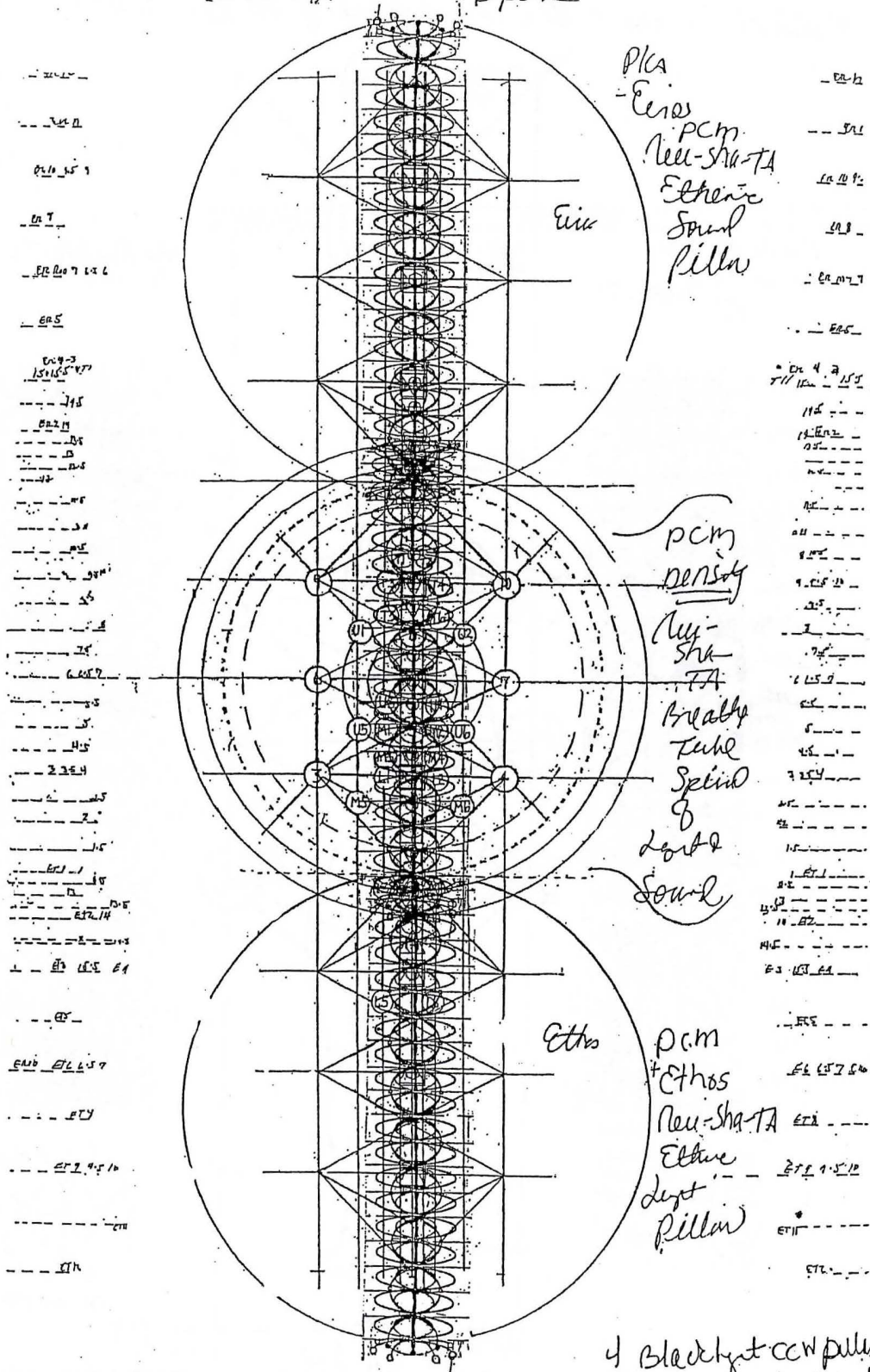


Chakras NOT SHOWN

Natural Chakra Alignment of the Reu-sha-Ta & Shi-La-a Spirals



Ethere & Atomic Neusha TA Sputz



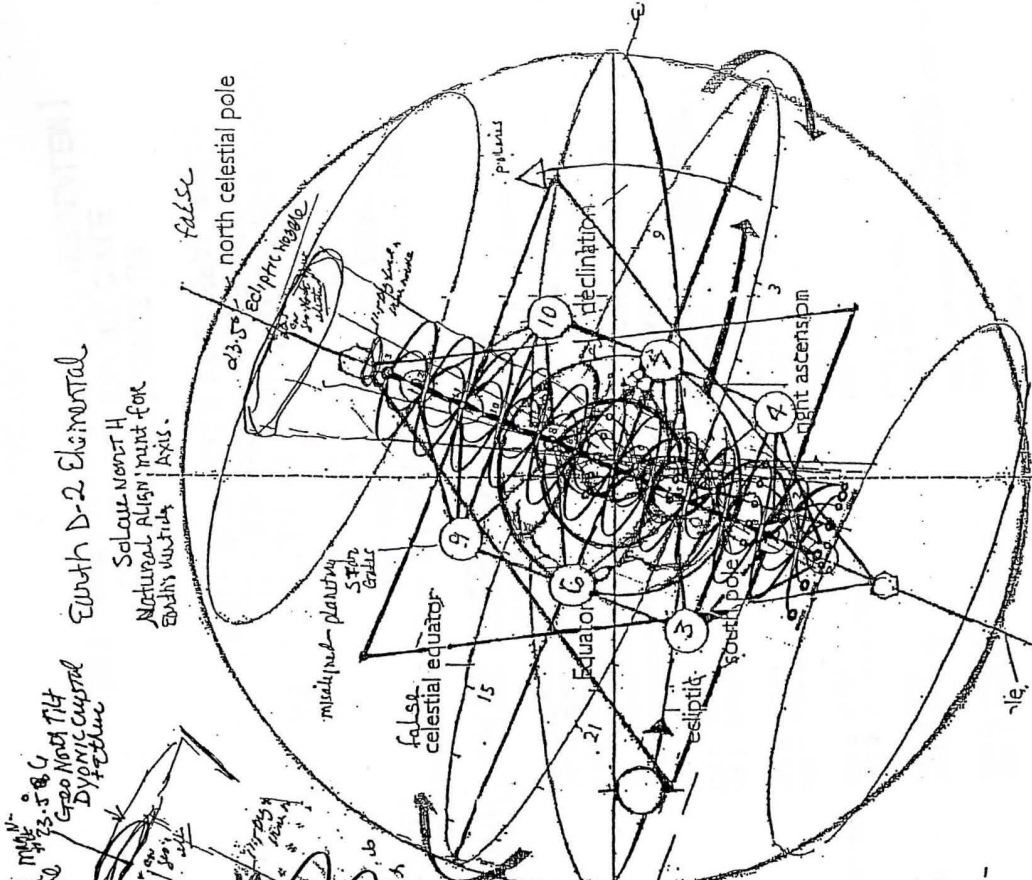
All align w/
Eura-tota &
Sun Parallel Eura-tota
duny starburst.

4 Blackhat cen pillars
Spoke at cent-migrate
& Heliotropic Ethic-atomic
Electrical pillars
outside.

134° Myrmid. 33.586 C
Geo North 714
Dyonic Crystal
+ Ebone

Earth D-2 Elemental

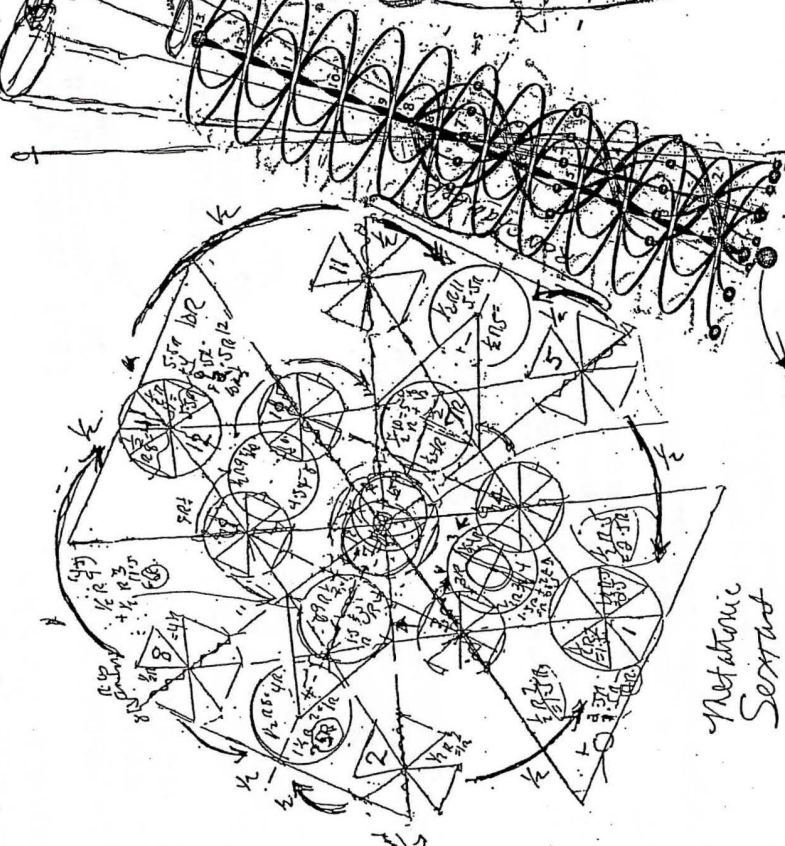
Solar North H
Natural Align. point for
Earth's magnetic
Axis.



nearby filter

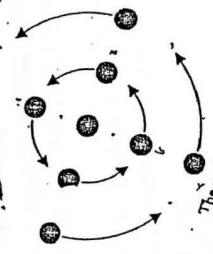
Solar South

Crystal Body limits Ruler's Cycle
when substituted is based - Ju "Double ACS"
Activation Activates Earth-Solar-7A m. Body
So Body can print to magnetic anom. & m. depend



The
GRAVITON
Blaw-Hy
machine-

calculated
activate via
Sacham-Shartrand
& WSA 47IL
Feb - May 2007
& continuing



The made spiral

Metabolic
Sextant

Shield
RUNS
GRAVITON
Vortex System

fuel" on" of
GRAVITON
Complete MATH
Abstract Digital
to Body Ball 600 milibals
in fuel & next & numeral
VH Diode Grid (4 RNA in Buffers)

12 Trinity Gate locations (New Arc Gate Interface - 12 AdonE Gates, Base-3 – inc's Adoni Host)

- T-1 Malibu Beach, Malibu, California (point straddles on & off shore)
- T-2 Belize City, Belize, Central America
- T-3 1 mile off SE Coast of Goa, India
- T-4 Staten Island, NYC, New York
- T-5 SE Tuscany, 5-7 miles SW of Castaglione, Italy
- T-6 In Andaman Sea – 7 miles due W off coast of Tavoy, Burma (Myanmar)
- T-7 Fiji
- T-8 Auckland City, on North Island, N Zealand (NOT Auckland island)
- T-9 In Lake Superior, Canada – 2 miles off coast of Thunder Bay (app'x 89W, 48N)
- T-10 Location of Hatshepsut's Temple, Egypt
- T-11 Epsom Downs, Surrey, UK (app'x 0.2W, 51N)
- T-12 5 miles, SW of Cork, Eire

4 Trinity Hub Gates (Amoraea 3-6-9-12 Transharmonic Leap Gates & Control Centres (hubs) of T Gate System above)

- TH-3 Idaho, USA – 5 miles due S of southerly tip of American Falls reservoir
- TH-6 10-15 miles due W, Meknes, Morocco
- TH-9 On/ off shore, due E of Tanga, Tanzania, Africa
- TH-12 N Cornwall UK (4°55'W, 50°30'N)

Galactic and Universal Vega Star Gates

- | | |
|--|--|
| USG 12 Lyra Aramatena (The "Double-Double")
GSG 12 was Nibiru | USG 6 Sirius B
GSG 6 Jupiter |
| USG 11 Lyra Aveyon (Shellak)
GSG 11 was Chiron | USG 5 Pleiades, Alcyone (Tara)
GSG 5 was Maldak (now Asteroid Belt, Earth, Moon & "Wormwood") |
| USG 10 Lyra Vega
GSG 10 Pluto | USG 4 Sol (our Sun)
GSG 4 Mars |
| USG 9 Andromeda, Mirach
GSG 9 Neptune | USG 3 Earth
GSG 3 Earth |
| USG 8 Orion Mritaka (in "Orion's Belt")
GSG 8 Uranus | USG 2 Eridanius, Epsilon
GSG 2 Venus |
| USG 7 Bootes, Arcturus
GSG 7 Saturn | USG 1 Orion "Theta" Trapezium group of
GSG 1 Mercury "Orion's Sword" |

~ THE 12 REUCHE PILLAR ARCS ~

- | | |
|--|-------------------------------|
| 1 Coast of Sierra Leone NW Africa | 7 Bay of Biscay, off NW Spain |
| 2 In Atlantic Ocean, off coast of Guinea | 8 Aral Sea, Russia |
| 3 In Atlantic Ocean, off Amazon River delta, NE Brazil | 9 Sardinia Island, Italy |
| 4 Algeria-Libya border, Africa | 10 Kashmir-Tibet border |
| 5 Centre of Atlantic Ocean on LL 3-9 | 11 Birand, Iran |
| 6 In SG-5 Machu Picchu, Peru | 12 In SG 8, Xian, China |
| 13 Density Lock-2 Sahara, W Africa | |

PLANETARY ARC OF THE COVENANT GATE SITES & CUE SITES

A12 – CORNWALL, UK
Q12 – KAUAI, HAWAII
[SG12 – MONSEGUR, FRANCE]

A8 – SW NOHASSA ATLANTIS (under Atlantic)
Q8 – TAKLAMAKEN, LOP NOR, TIBET
[SG8 – XIAN, CHINA]

A4 – MANHATTAN ISLAND, NYC, USA
Q4 – AGUASCALIENTES, MEXICO
[SG4 – GIZA, EGYPT]

A11 – NEWGRANGE, EIRE
Q11 – EYE ISLAND, EIRE
[SG11 – MILK HILL, UK]

A7 – PHOENIX, USA
Q7 – PAXOS, GREECE
[SG7 – LAKE TITICACA, PERU]

A3 – SEATTLE-WASHINGTON INTERFACE (Alaska)
Q3 – JOHANNESBURG, S. AFRICA
[SG3 – BERMUDA & VX-3 NEPAL, INDIA]

A10 – BAGHDAD, IRAQ
Q10 – BASRA, IRAQ
[SG10 – ABADAN, IRAN]

A6 – AUSTRALIA
Q6 – THAR DESERT, INDIA
[SG6 – MOSCOW, RUSSIA]

A2 – STONEHENGE, UK
Q2 – EASTER ISLAND, CHILE
[SG2 – SARASOTA, USA & VX-2 JERUSALEM]

A9 – ANTARCTICA, S. POLE
Q9 – WESTBURY, UK
[SG9 – BAM TSU, TIBET]

A5 – BALI, S. PACIFIC
Q5 – ROME, ITALY
[SG5 – MACHU PICCHU, PERU]

A1 – ADARE, EIRE
Q1 – CYPRUS
[SG1 – HALLEY, S. POLE & VX-1 PAINTED DESERT, USA]

REUCHE PILLAR STARBURSTS – 360: DATELINES

Pillar Starburst Initiates with: i) Nadraddon (Elec'); ii) Zentraddon (Mag'); iii) Kethradon (Elec-Mag')

Pillar #	Pillar Activates	Nadraddon	Zentraddon	Kethradon	Starburst w/ Ethraddon
1	December 2003	Aug' 20-24 '04	October '04	December '0	May 27 th 2005
2	December '04	August '05	October '05	Dec.'05 – Feb.'06	May 2006
3	December '05	August '06	October '06	Dec.'06 – Feb.'07	May 2007
4	December '06	August '07	October '07	Dec.'07 – Feb.'08	May 2008
5	December '07	August '08	October '08	Dec.'08 – Feb.'09	May 2009
6	December '08	August '09	October '09	Dec.'09 – Feb.'10	May 2010
7	December '09	August '10	October '10	Dec.'10-Feb.'11	May 2011
8	December '10	August '11	October '11	Dec.'11-Feb.'12	May 2012
9	December '11	August '12	October '12	Dec.'12-Feb.'13	May 2013
10/11/12	December '12	August '13	October '13	Dec.'13-Feb.'14	May 2014
13	December '13	August '14	October '14	Dec.'14-Feb.'15	May 2015

12 Trinity Gate Locations (New Arc Gate Interface - 12 AdonE Gates, Base-3 – inc's Adoni Host

- T-1 ^{MAY 04 HETHARON} Malibu Beach, Malibu, California (point straddles on & off shore)
- T-2 ^{AUG 04 HETHALON} Belize City, Belize, Central America
- T-3 ^{MAY 04 HETHALON} 1 mile off SE Coast of Goa, India
- T-4 ^{MAY 04 HETHALON} Staten Island, NYC, New York
- T-5 SE Tuscany, 5-7 miles SW of Castaglione, Italy
- T-6 In Andaman Sea – 7 miles due W off coast of Tavoy, Burma (Myanmar)
- T-7 Fiji
- T-8 Auckland City, on North Island, N Zealand (NOT Auckland island)
- T-9 In Lake Superior, Canada – 2 miles off coast of Thunder Bay (app'x 89W, 48N)
- T-10 Location of Hatshepsuts Temple, Egypt
- T-11 ^{OCT 04} Epsom Downs, Surrey, UK (app'x 0.2W, 51N)
- T-12 ^{SEP 04} 5 miles, SW of Cork, Eire

4 Trinity Hub Gates (Amoraea 3-6-9-12 Transharmonic Leap Gates & Control Centres (hubs) of T Gate System above)

- TH-3 ^{APR 04} Idaho, USA – 5 miles due S of southerly tip of American Falls reservoir
- TH-6 ^{OCT 04 - MAY 05} 10-15 miles due W, Meknes, Morocco
- TH-9 On/ off shore, due E of Tanga, Tanzania, Africa
- TH-12 ^{OCT 04} N Cornwall UK (4°55'W, 50°30'N)

~ THE 12 REUCHE PILLAR ARCS ~

- 1 Coast of Sierra Leone NW Africa
- 2 In Atlantic Ocean, off coast of Guinea
- 3 In Atlantic Ocean, off Amazon River delta, NE Brazil
- 4 Algeria-Libya border, Africa
- 5 Centre of Atlantic Ocean on LL 3-9
- 6 In SG-5 Machu Picchu, Peru
- 7 Bay of Biscay, off NW Spain
- 8 Aral Sea, Russia
- 9 Sardinia Island, Italy
- 10 Kashmir-Tibet border
- 11 Birand, Iran
- 12 In SG 8, Xian, China,

13 Density Lock-2 Sahara, W Africa

Reuche-a & Reusha-TA Probability Time-Line-Shift & 12 Reuche Scepter Pillar Anchoring Dates Summary Chart

Date	Frequency Shifts from	to
Post Hetharó Double Reuche-a Shifts		
May 27, 2003 Hetharó	Reuche Scepter Pillar-13 Initiates	
May 27-June 3, 2003	Subharmonic-1 of Main Line-1	Subharmonic-3 of Main Line-1
June 3-22, 2003	Subharmonic-3 of Main Line-1	Subharmonic-6 of Main Line-1
July 21-August 8, 2003	Subharmonic-6 of Main Line-1	Subharmonic-9 of Main Line-1
August 8-12, 2003	Subharmonic-9 of Main Line-1	Subharmonic-12 of Main Line-1
Hethalon Reusha-TA Full Harmonic Master Shift		
August 12-15, 2003	Subharmonic-12 of Main Line-1	Subharmonic-1 of Main Line-3
August 12-13 2003	Reuche Scepter Pillar-13 Consummates/Activates & Scepter-Reuche Pillar-1 Initiates	
Post Hethalon Reuche-a Subharmonic Shifts		
December 21, 2003	Reuche Scepter Pillar-1 Consummates/Activates	
December 21-24, 2003	Subharmonic-1 of Main Line-3	Subharmonic-3 of Main Line-3
August 12, 2004	Reuche Scepter Pillar-2 Initiates	
December 21, 2004	Reuche Scepter Pillar-2 Consummates/Activates	
December 21-24, 2004	Subharmonic-3 of Main Line-3	Subharmonic-6 of Main Line-3
August 12, 2005	Reuche Scepter Pillar-3 Initiates	
December 21, 2005	Reuche Scepter Pillar-3 Consummates/Activates	
December 21-24, 2005	Subharmonic-6 of Main Line-3	Subharmonic-9 of Main Line-3
August 12, 2006	Reuche Scepter Pillar-4 Initiates	
December 21, 2006	Reuche Scepter Pillar-4 Consummates/Activates	
December 21-24, 2006	Subharmonic-9 of Main Line-3	Subharmonic-12 of Main Line-3
Reusha-TA Long Full Harmonic Master Shift		
August 12, 2007	Reuche Scepter Pillar-5 Initiates	
December 21, 2007	Reuche Scepter Pillar-5 Consummates/Activates	
December 21, 2007	Subharmonic-12 of Main Line-3	Subharmonic-1 of Main Line-6 Initiates
August 12, 2008	Reuche Scepter Pillar-6 Initiates	
December 21, 2008	Reuche Scepter Pillar-6 Consummates/Activates	
December 21, 2008	Subharmonic-12 of Main Line-3	Subharmonic-1 of Main Line-6 Consummates
Reuche-a Long Subharmonic Shifts		
August 12, 2009	Reuche Scepter Pillar-7 Initiates	
December 21, 2009	Reuche Scepter Pillar-7 Consummates/Activates	
December 21, 2009	Subharmonic-1 of Main Line-6	Subharmonic-3 of Main Line-6 Initiates
August 12, 2010	Reuche Scepter Pillar-8 Initiates	
December 21, 2010	Reuche Scepter Pillar-8 Consummates/Activates	
December 21, 2010	Subharmonic-1 of Main Line-6	Subharmonic-3 of Main Line-6 Consummates
December 21, 2010	Subharmonic-3 of Main Line-6	Subharmonic-6 of Main Line-6 Initiates
August 12, 2011	Reuche Scepter Pillar-9 Initiates	
December 21, 2011	Reuche Scepter Pillar-9 Consummates/Activates	
December 21, 2011	Subharmonic-3 of Main Line-6	Subharmonic-6 of Main Line-6 Consummates
Galactic & Planetary Shields Phase-lock at Subharmonic-6 of Main Line-6 for passage through 2012 Eckashi.		
August 12, 2012	Reuche Scepter Pillars-10-11-12 Initiate	
December 21, 2012	Reuche Scepter Pillars-10-11-12 Consummate/Activate	
December 21, 2012	Voyagers begin rapid acceleration from Subharmonic-6 of Main Line-6 to Subharmonic-12 of Main Line-12	

114

UK-Stonehenge Grid-Work – 03.10.04 ~ Summary-Review of Purposes

Zendradon Activation: Ecka-Indigo Shield and Planetary Shield Awakening of the Universal Indigo Sun and Planetary Diamond Sun Host.

The Zendradon Photo-Flame Cell of the Ecka Base Shield and Earth Indigo Tribal Shield initiated activation at 6AM Greenwich Mean Time (7AM BST – Cornwall) Saturday October 2nd, 2004. The Indigo Tribal Shield, like all Species Tribal Shields, exists as a Species-Collective Shield that is embedded within the Planetary Shields of Planets and Stars upon/ within which the Species resides. Just as all individuals possess an original Crystal Body Anatomy that remains as their indelible "First Creation Imprint" and Morphogenetic Field within the Ecka Base Shield, all **species** likewise possess a **Crystal Body Anatomy** to which the Crystal Bodies of the individual members of a species are bonded. Activation of a Species Crystal Body Anatomy triggers synchronistic activation of the Crystal Bodies of all members of the species who have sufficient structural integrity remaining in their Physical Crystal Body Anatomy to engage Crystal Body Activation.

When a Tribal Shield Crystal Body Activates within a Planetary Shield, the Lotosphere-Logosphere-Photosphere-Ovosphere-Hovosphere and 5-Density Hova Radial Bodies of the Species Collective Crystal Body Activate, as do the Collective Species Crystal Body Breathing Tube, Heliopath Tubes, Radon Rays, Radon Cells, Reu-Sha-TA Spiral, LotA & Lotus Points, Yan-Yun Flow, Chakra Vortex System, Reu-che Vortices & Pillars, LotE-Axiatonal-Meridian-Raids-Nadis 12-Line Sets, Nadial & Radieonic Capsules, Eiros-Silver-Sanctum & Ethos-Golden-Gateway Etheric Flame Body Cells and Biological Etheric-Atomic Interface Systems.

As the layers of the Species Crystal Body Activate to carry the Pulsar-Plasma Waves from the Ecka-Lota Body, the species Crystal Body (& those of its capable members) progressively **rises up from its** dormant Tribal Shield position within the Planetary Shield, to form a 3-Dimensional (height, width & depth) Living Etheric Matter – Crystal Body Sun – Light-Sound Body around the physically manifest **Tribe Collective**, to which each member of the Tribe, capable of personal Crystal Body Activation, is directly **frequency keyed** regardless of their physical location on the Planet; members that are "**on-line**" via personal activation are united through the Living Light-Sound Tribal Crystal Body Structure & its corresponding consciousness fields and frequency spectra, wherever on (or off!) the Planet they may be physically manifest.

In the case of most Species Tribal Shields & corresponding collective Crystal Bodies, Species Crystal Body Activation can occur only after the Planetary Shield has activated to awaken the Planetary Crystal Body. Planet & Star Crystal Bodies naturally activate on long Time Cycles, when the Planet or Star has completed a full set of 2 Planetary 12-Cycles and the Planet is preparing to make the natural axis shift & time leap into the next ascending Time Vector Cycle. Species Crystal Bodies activate in **response** to Planetary Crystal Body Activation, allowing for species to "**shift & leap**" with the Planet within the safety of their species collective Crystal Body Vehicle, which allows the species to retain its biological structural integrity and cohesion of consciousness as it takes an "**evolutionary leap in time**" with the Planet.

Some Species Tribal Shields carry accelerated coding that allows the Species Collective Crystal Body to activate **before** the Crystal Body of their Planet or Star of residence. Such species are the official Guardian Species of the Planet or Star, and their Tribal Shields & DNA Templates not only carry the full spectrum of Codes pertaining to the Planetary/ Star Star-gate Signet Shields, but also carry the Double-Code Set of the Planets'/ Stars' Ecka Base Shield First Creation Imprint – the entire Code-Set of the Planetary Crystal Body. Such Guardian Species carry the "**0.5**" Code Sets of the Ecka – the **Atmic** Template of the Planet. Such species are placed to evolve on certain Planets & Stars to serve as a "**Fail-safe Host**" in the event that the Planet or Star faces the **Crisis of Red-Pulse Fragmentation** during a Planetary S-A-C. In the event that such crisis emerges, the Tribal Shield of the Guardian Race activates the species collective Crystal Body, which serves as an Etheric and Atomic Host Crystal Body to which the remaining fragments of a faltering Planetary

Crystal Body can bond, to retain Structural Integrity of corresponding manifest Planetary Grids/ Matter Fields – the **Indigo Races** of Earth, and of the 5 Universes in the PCM-Veca System and PKA-Parallel are such a Guardian Race, but **not only** on a Planetary level – their Coding, and the boundaries of their “0.5-Scale Atmic” Collective Crystal Body, extend the **entire** 15-Dimensional Universal Spectrum of the PCM-Veca and that of the PKA Parallel, which enables the Indigo Races to provide Emergency Host to not only the Planet, but also to the Solar System, Galaxy and Meta-galaxies of their resident Veca Systems. The Angelic Human Races of Earth are also such a Guardian race, but on a Planetary Level only. The Angelic Human Tribal Shield and Species Collective Crystal Body are keyed to Host the Tribal Shields of all Planetary Life-forms capable of Crystal Body activation, whereas the Indigo Species are keyed to Host the Planetary Grids themselves, allowing the Planetary Crystal Body to activate even during crises.

In the event of a pending Red-Pulse Planetary Crisis the Ecka Universal LotA Body Crystal Body “**Indigo Sun**” Base-24 Crystal Body activates, initiating activation of the Universal Veca Indigo Tribal Shield and Species Collective Crystal Body. Any Planet or Star on which the Indigo Species resides, that has **Living Indigo’s** remaining to **consciously release the Galactic Crystal Body Seals** within the Planetary-Star Grids and **Arc of the Covenant Sha-LA-a Chamber**, can initiate Planetary (Base-12) Diamond Sun Crystal Body override to pick up the “**Indigo Sun Host**” from the Indigo Species Collective Crystal Body. Once the living Indigo’s release the Planetary Seals **and** open the Sha-LA-a Chamber Ecka-Lota Breathing Tube that runs through the centre of the **Arc of the Covenant** (access via Arc Gate 2, the Arc GruAL, Stonehenge, UK), the Planetary Diamond Sun Crystal Body is triggered into progressive activation. Whatever portion of the Planetary Grids that can anchor a minimum of 3-Dimensions-worth of Base-12 Sub-harmonics (36 Sub-frequency Bands run D-1 to D-3) can bond to the Indigo Sun Collective Universal-Galactic-Solar-Planetary Crystal Body for Host – which will **not prevent Red-Pulse**, but **will** transmute and absorb Red-Pulse Wave Spectra as it runs, within areas of the Planetary Grids and Tribal Shields that are bonded to the Indigo Sun Host Crystal Body.

When the Indigo Species Tribal Shield on a Planet is triggered by the Ecka-LotA into Indigo Sun Crystal Body Activation, **at least 1 Blue Flame Holder** (or a combination of other Flame Holders and/ or Keepers, Indigo Soul Groups) must be alive **and** awake to initiate Personal Indigo Sun Crystal Body Activation, which is necessary to anchor the Solar and Lunar Indigo Sun Reu-Sha-TA Spirals for Arc of the Covenant Sha-LA-a Chamber Planetary and Galactic Arc Seal release. If the **Indigo Sun Anchoring Team** is successful, and can activate their Personal Indigo Sun Crystal Body Cycle, the Planetary Shields will open their Centre Seals and the Planetary Core Crystal will activate the Planetary Breathing Tube, activate the Planetary **Sha-Na-TA and Ra-Na-TA “Double Lotus Arc Sets”** and initiate re-set of the organic Reu-che Template to anchor the Planetary Reu-Sha-TA Spiral Restoration Cycle. If the Planetary Reu-Sha-TA Spiral Initiates restoration, any portions of the Planet and its resident populations that can anchor a D-13 Base-12 – 36 Sub-harmonic Pulse, will initiate Personal Crystal Body Activation and Host Bonding to the Indigo Sun Universal-Galactic-Solar-Planetary Crystal Body.

That which achieves Indigo Sun Host Bond will progressively shift to the natural base Pulse Rhythms and Time Waves of the Planets’ organic Base-12 Diamond Sun Crystal Body and will, if the progression of Radon Cell Activation and Pillar/ Spiral Re-set can be held, shift with the Indigo Sun Crystal Body safely into axis alignment with the corresponding coordinate of Space-Time-Matter in the Parallel Ecka-Veca system, out of harms way, and out of the Path of the Red-Pulse. There is much more technical information to come as we progress through this Planetary Crystal Body Activation, and Resultant Progressive Healing Cycle. The October 2nd, 2004 Zendradon Cell Activation within the Indigo Universal Tribal Shield, and the activation of the Earths’ Planetary Indigo Shield Zendradon Cell at 6AM GMT, October 2nd 2004, has prepared Earths’ Shields for activation of the Planetary Indigo Sun Crystal Body Host and Planetary Diamond Sun Crystal Body Activation.

The Reu-Sha-TA Round Table, conducted at Arc Gate-2 GruAL Stonehenge during the early morning hours of Sunday October 3rd, 2004, represented a successful **Transfiguration Point** in Earths’ Planetary Evolutionary Time Cycle due to the presence and activity of a small tribe of Indigo Sun activated Indigo’s who

assisted in releasing the Galactic Arc Seals on the Planetary Arc of the Covenant Gate System. These Seals are known as the **Trinity Seals**. With the release of the last 3 Trinity Gate Seals on the Arc-2 GruAL, Earths' Zendradon Cell initiated, the Planetary Shields entered – first – the rapid cycle of the **"8 Breaths of Reclamation"** (Zendradon Tech-2 refers), in which Earths' Breathing Tube opened for the first time since **13,400 BC**; then the Earths' Ethos-Eiros and PCM Photo-cell Bodies received the Monadic Spark, underwent the Ethos Ascent Quickening, the Eiros Descent & Etheric **Aro & Alon Peaks**, the anchoring of the Reu-Sha-TA Spiral, the **reset** of the Reu-che Pillar – 1, D-13/ D-1 Monadic-Atomic-Axiom Template, the activation and consummation of the Planetary Zendradon Cells and D-13/ D-1 15-Cord Rainbow Ray Heliotalic Braid (Reu-Sha-Ta) in preparation for activation of the Planetary Sha-Na-TA and Ra-Na-TA Double Lotus Arcs and Planetary Diamond Sun anchoring ... *all* these energetic events took place within the first 3 minutes following release of the 3rd Trinity Seal (completion of the RRT).

Between the period 3 < 12 minutes following release of the 3rd Trinity Seal, the Sha-Na-TA and Ra-Na-TA Double Lotus Arc Sets of Earths' Diamond Sun Crystal Body Lotosphere and Logosphere activated, initiating restoration, and activation, of Earths' Christiatic Respiratory System for the first time since the Eieyani Massacre of 22,326 BC. (partial activation of Earths' Crystal Body was attempted by Eieyanic Races during the 22,326BC S-A-C in the hope of overriding the BeaST machine activation; this attempt just failed resulting in "stale-mate" and the Eieyani "massacre events" of this time period). The **Na-TA** Arc Sets of the Lotosphere and Logosphere began their natural Expansion and Contraction Phasing, the Paleonic HelioPath Tubes and 48 Lota-Lotum Points of the Lotosphere and Logosphere initiated activation, the corresponding 48 Radon Rays "turned on" and the Planetary Pulsar-Plasma Wave Breathing Tube Respiration Cycle resumed self-sustained Phasing of the D-13/ D-1 portion of the Planetary Pillar of Power.

Between the 12th and 13th minute following release of the 3rd Trinity Seal, the dormant **A-Sha-Ra Reu-Sha-TA Khem-a-lo-ha-tea Code** within the Earths' Ad-Don-draea Shield Interface Network automatically activated, Earths' Etheric and Density ROD's Sparked, Earths' Ethos rose, resetting Earths' Reu-Sha-TA Spiral Axiom Time Code Template, as a result of Ethos Interface with the Ecka-Lota Base Shield via Planetary Chakra-14 (or "P-14", the connection to the Primal Light Field). Earths' Ethos then descended to embed the restored Axiom Template into Earths' Seed Atom Core and into Earths' Etheric Seed Atom Replica within the Solar Shield. As the restored Planetary Axiom Template embedded into Earths' Shields, Earths' Reu-Sha-TA Spiral in the Pillar of Power Breathing Tube began automatic restoration of self-adjustment to the Christiatic First Creation Imprint on the Lotosphere and Logosphere Levels. The organic Current Flows of Earths' Reu-che Pillar – 1 and Earths' D-1 (Atomic-Etheric) and D-13 (Monadic Primal Pale Turquoise-Blue Light Field) Pillar of Power Core Anatomy resumed Flow in Earths' Shields via Arc of the Covenant Arc-2 GruAL Shield for the first time since the Electric wars, 5.5 MYA ... allowing Earths' D-1 and D-13 Anatomy to bond to the Indigo Sun Crystal Body for Host, preparing Earth for Pillar-1 Kethradon Awakening, December 2004 – February 2005 and Pillar Starburst during Hetharo - May 27th 2005.

Once the organic D-1/ D-13 Pillar-1 Flows were activated within Earths' Arc of the Covenant Arc-2 GruAL Shield (between the 12th & 13th minute following 3rd Trinity Seal release), the Arc of the Covenant GruAL released a Massive Spark of Pale Aquamarine/ Pale Silver-Violet Heliotalic Frequency, called a "Sun-burst", into **Strand / Fire Letter Line-1** of Earths' restored Axiom Template. The Heliotalic Sun-burst then rapidly travelled Earths' D-1 anatomy, **bonding** any portions of Earths' D-13 Monad and D-1 Anatomy that was capable of holding a D-3, Base-12, 36-Sub-harmonic Pulse (Time Wave) to the Planetary Indigo Sun Crystal Body for Indigo Sun Host. The Heliotalic Sun-burst emerged from Earths' Arc-2 GruAL travelling the D-1 Fire Letter Line in Earths' Shields, formerly fully phase-locked into the distorted Planetary Shield Sextant Implant System. The Sun-burst travelled through the Sextant Shield areas that carry organic D-1 Shield Coding, causing the remaining, viable aspects, of Earths' D-1 Shield to **re-accrete** along the re-set Axiom Template D-1 Fire Letter Line pattern, gently but firmly pulling viable portions of Earths' D-1 Grids away from the Sextant Shield and into the natural Reu-Sha-TA Axiom Template for Indigo Sun Host Bonding. The Sun-burst first travelled the **"Michael-Mary Line" Metatronic-Sextant Zendradon Cell Central Matrix**. Within 20 minutes of the Sun-burst release (33' in all, following the release of the 3rd Trinity Seal) the Heliotalic Sun-burst fulfilled its passage


through the Michael-Mary Line Matrix, into Earths' Zendradon Cell, and pulled all remaining viable portions of Earths' Zendradon Cell and D-1 / D-13 aspects of earths' Sha-LA-a Etheric Atomic Spiral away from the **Gravitron Sextant Vortex System** and into the protection of the Indigo Sun Host Bond.

At this "33 minute point" the Sun-burst released from the Zendradon and travelled the entire D-1/ D-13 Sextant Shield, emerging from the Michael-Mary Line into the **Global Metatronic "Turnstile Matrix" System**, and accreting all viable D-1/ D-13 Grids together through the Indigo Sun Host Crystal Body to form a natural D-1 Atomic-Etheric Planetary Diamond Sun Crystal Body. When **Earths' new D-1 Atomic-Etheric Crystal Body formed** at the "33' Point" on Sunday morning, October 3rd 2004, the Angelic Human Species Tribal Shield commenced activation of D-1 Diamond Sun Crystal Body Activation via Earths' new D-1 Diamond Sun Crystal Body, initiating the Angelic Human Host for the other Planetary Species Tribal Shields. Through this, "**New Heavens (etherics) & New Earth (densities)**" D-1 Diamond Sun Crystal Body Formation, *any* remaining viable D-1 Fire Letters in Earths' Shields, *and* their corresponding D-1 Atomic and Etheric Currents and Radiation Units, **will self-restore** to natural (Base-12/ D-1) Crystalline Keylon Geometries; and, **the same will occur within the biological D-1 DNA Templates, Atomic Windows (in atom nucleus) and D-1 Etheric Blood Crystals of Earths' biological Species**, preparing all grids and beings able to anchor the D-1 Diamond Sun for D-1 Star-burst, and progressive Pillar 2 – 12 Star-burst between 2005 – 2015.

Following the successful "33 minute Point" of October 3, 2004 restoration of Personal and Planetary Diamond Sun Anatomy can be expedited by restoring the Natural Christiac Reu-Sha-TA Codes to the individual **Chakra Seed Crystal Seeds** via **Reu-Sha-TA Vortex Code Induction** (Zendradon Activation Tech-4 refers), on a personal level within the personal Chakra System, and within the Planetary Anatomy via the remote induction in the Planetary Vortices.

The A-Sha-Ra Reu-Sha-TA Khem-a-Lo-ha-tea

Etheric Ecka Monad Polarity and Reu-Sha Vortex alignment Code Activator Key of the Modha-Adhura Etheric Duct Complex and the Reu-Sha-TA Spiral of the Pillar of Power



The Zendradon Awakening ~ Technique 1

'A-Sha-RA- Reu-Sha-TA – Khem-a-lo-ha-tea' Initiation:

Opening the Moda-Adhura Ducts for Electrical Zendradon Cell (12.5-11.5) Initiation

Preparation:

Generally, all Kathara Level 2-3 and Kathara Level-4 RA Activation Techniques. Specifically, activate "Eyes of RA" Currents not more than 12-18 hours prior. A copy, preferably in colour, of the 'A-Sha-RA-Reu-Sha-TA – Khem-a-lo-ha-tea Code (or "Khem Code")' should be to hand ...

Actions:

Releasing the Zendradon Seed K 12 – Chakra 10, 6" above the Head ...

1 Imprint/ optically induct the 'A-Sha-RA-Reu-Sha-TA Khem-a-lo-ha-tea' Code (the "Khem' Code") into the RA centre, via the Pineal, on a 48-Point Lotus Breath Inhale. Exhale the imprint of the Khem Code gently into the RA centre.

Use the next Inhale breath to draw the Khem-Code up to the Pineal, then Exhale slowly into the Pineal allowing the Exhale breath to expand the Khem-Code outward from the Pineal forming a 3-Dimensional Khem-Code Sphere entirely around the head, extending outward, from the head, about 3" in diameter.

2 Inhale slowly and firmly into the Pineal on a Single-Point Axis, using the Inhale to secure an energetic "hold" on the inside "skin" of the Khem-Code Sphere around the head; do not contract the Khem-Code Sphere with the Inhale, just intend or visualise a secure "hold" on the inside layer of the Code Sphere. Hold Inhale.

3 Now, Exhale sharply and quickly downward using the Exhale breath to rapidly draw the Khem-Code Sphere down into the Mahadra Point, Chakra-13, Earth Core. Hold on full Exhale.

4 Holding the breath at the bottom of the Exhale, attention at Earth Core, observe that the Khem-Code Sphere is now centred around the Mahadra and has begun to emit a series of complex "digital-like" tones, as it communicates instructions to the Mahadra and the Reu-Sha-TA Spiral.

5 Inhale a Single-Point breath gently, into the Mahadra, and hold at the "top of the Inhale". Then, Exhale forcefully downward from the Mahadra, into Chakra 15 in Deep Space – out the other side of Earth, and hold the Exhale at the bottom with attention focussed on the Khem-Code Sphere at the Mahadra.

6 Observe, as you sit within the Inner Silence of the Exhale breath pause, the Khem-Code Sphere begins to emit a high pitched, soft whining, sound that ascends in pitch until the sound suddenly disappears into silence. Inhale gently into the Mahadra, then Exhale a fast, sharp, 2-Point Horizontal breath out of the Mahadra on a Right-Left Axis ... noticing that as you Exhale the Khem-Code Sphere "launches upward like a rocket", shooting straight up through your Central Vertical Column and into Chakra 10, 6" above the head.

7 Breathe gentle, slow, 48-Point Lotus breaths from the RA Centre, and observe the Khem-Code Sphere at Chakra 10.

8 At first, the Khem-Code will seem to have disappeared ... but within a few seconds it will "re-appear", filled with brilliant Golden-Silver-One Light, and will change from a circular Sphere shape into an elliptical-Sphere Egg Shape with pale Silver Light forming the "white of the egg" ... and, deep inside the egg, a brilliant Pale-Yellow-Gold "yoke" also emerges... Continue breathing gently from the RA Centre, and observing the "Golden-Silver One Cosmic Khem-Code-Egg" at Chakra 10.

9 Focus mental attention on the centre of the “Egg Yoke” and give the Mental Command: **“Zendra Rise – Zendradon Awaken”** and observe as a Pale Aquamarine Spark appears at the centre of the Khem-Code-Egg Yoke ...

10 Inhale from the RA Centre and draw the breath up to the AzurA; completely Inhale into AzurA and Hold this breath.

11 Now, Exhale a Single-Point breath up from the AzurA and into the Pale Aquamarine Spark within the “egg yoke” of the Khem-Code at Chakra 10. When the Exhale reaches the egg-yoke-Khem Code the Pale Aquamarine Spark turns into a small Starburst, then flies rapidly down the Central Vertical Column to the Mahadra at Earth Core.

12 Breathe gently from the RA centre and observe as a Pale Aquamarine “Breathing Tube” about 2” in diameter opens within your Central Vertical Column ... all the way from the Mahadra at Earth Core and into the Khem-Code-Egg at Chakra 10, 6” above the head. The K12 Seal at the centre of the Zendradon Cell has now been released.

13 Return to normal breathing and observe that the Khem-Code-Egg and Aquamarine Zendradon Breathing Tube remain with you, and active from this moment forth ... As you go through the next few hours, imagine that you can see and feel the beautiful spiralling Pale-Silver-Gold-Violet Current from the Zendradon moving gently downward through the 2” Pale Aquamarine Breathing Tube.

You are now prepared for the Zendradon Activation Cycle, though please observe a minimum 6 hour stabilisation period before proceeding with any further Technique(s).

The Zendradon Awakening ~ Technique 2

Zendradon Cell Activation – Opening the Breathing Tube

(The 8 Breaths of Reclamation)

Preparation:

All Kathara Level 2-3 and Kathara Level-4 (Belize 08.04) RA Activation Techniques + Zendradon Technique-1.

Note:

In this Technique movement of the Maharic Shield is used to direct movement of the Ethos Body Photo-Flame Cell.

Actions:

1. Inhale into RA Centre on a 48-Point axis and draw the Density Lotus Arcs to Vertical Inhale Position, to begin a Breathing Cycle. (The Inhale breath is the "Zero-Point" Breath, START position, and is thus "Breath Zero" – NOT counted in the number count as follows. The conscious Zero-Point breath simply brings the Ethos-PCM Grids into Start Position).
2. From the Zero-Point RA Centre Inhale, Exhale downward, **using the Exhale** breath to **push** the Maharic Shield (Ethos Density-4 Shield) downward to Earth Core. (This fully expands the Ethos Grid downward from PCM). As you Exhale, and push Maharic Shield down, **expand Lotus Arcs to 45°Axis** Expansion/ Inhale position.
3. Inhale upward to the RA Centre using the Inhale to draw Maharic Shield upwards to position 12" below your feet (equals full alignment of Ethos & PCM Grids and Photo-cells) and draw Lotus **Arcs to vertical**. **Count Actions 2 & 3 as Exhale-1/ Inhale-1.**
4. Repeat Actions 2 & 3 to complete a **6-Exhale / 5-Inhale** Breath Cycle, moving the Maharic Shield Up & Down with the Breaths + moving Lotus Arcs In & Out in synchronisation. After completing the **5th Inhale**, **PAUSE** before initiating the **6th Inhale** following the **6th Exhale**.

The "Quickening" Initiates ...

5. At the "Bottom" of the **6th Exhale**, Maharic Shield is in Earth Core, Density Arcs opened in 45° Expansion position – **PAUSE** to receive D-13 Monadic Spark in Seed Atom deep within AzurA.

The 6th Inhale: The "Quickening" - Ethos Ascent

6. Inhale at the RA Centre using Inhale-6 to draw Maharic Shield all the way up from Earth Core to **Chakra 12A – 24" above head**, aligning Ethos & Eiros Grids/ Photo-cells. The **Zendradon Cell initiates**. Draw Lotus Arcs to vertical.

NOTE: Steps 6 & 7 = Aro – Alon Cycle.

The 7th Exhale Eros Descent – Etheric Aro Electrical Peak & Zendradon Activates

7. Exhale from Chakra-12A at Centre of Maharic Shield 24" above your head, using Exhale to push Maharic Shield to position 12" below feet aligning the Ethos-Eiros and PCM Photo-cells. Expand Lotus Arcs to 45°, as you Exhale. Zendradon Cell activates. **Pause at Bottom of Exhale.**

The 7th Inhale – The 1/3 Inhale – Ethos Alon Magnetic Peak

8. Inhale from Centre of Maharic Shield 12" below feet using a 1/3rd Inhale to draw Maharic Shield up to **E-Umbi Point** (just below navel) and draw Lotus Arcs from 45° Axis Expansion to **30° Expansion ONLY** (not all the way to vertical, just a shift from 45 to 30 deg's.). **PAUSE** at 30 deg. Inhale with Maharic Shield at E-Umbi & Lotus Arcs at 30 deg. – Honatilea State begins; Etheric & D-1 Atomic Cells begin 45 deg. shift to Ecka Axis.

The 8th Breath – Breathing Tubes Open

9. Exhale from the Centre of the Maharic Shield at E-Umbi, using Exhale to **push** Maharic Shield from E-Umbi to Earth Core, as Lotus Arcs **close** to vertical axis. Ecka Lota Breathing Tube opens and Reu-Sha-Tah Braided Etheric Rainbow Ray (15 Cords) Current descends from Ecka Lota Breathing Tube into PCM LotE and PKA Loti Breathing Tubes, opening LotE and Loti Breathing Tubes and drawing LotE and Loti D-1 Bodies, and their Etheric Cells, into Bi-Veca Fold, **initiating Athonitilea State. Reu-che Pillar and Reu-Sha-TA Spiral** reset **initiates** Pillar-1/ D-1 Sub-harmonics 1-6 re-set. LotE and Loti shift to Ecka Zero-Point Axis completing 45deg. shift and aligning within the Sha-LA-a Chamber of the Arc of the Covenant Passage.

The 8th Inhale – Reu-Sha-TA Spiral Activation

10. Inhale from the centre of the Maharic Shield at Earth Core, using Inhale to draw Maharic Shield up from Earth Core to Chakra 12A - 24" above head, drawing LotE and Loti into merger with Lota on D-13 Monadic and D-1 Sub-atomic levels. Zendradon Cell consummates, Reu-Sha-TA Spiral Cords and Reu-che Pillar-1 D-1 Sub-harmonics 7-12 re-set. **"Rainbow Ray Braid"** at centre of Breathing Tube activates in preparation for activation of the Diamond Sun Crystal Body Respiratory System – Tech' #3.

The Zendradon Awakening ~ Technique 3

Releasing the Sha-Na-TA

Preparation:

All Kathara Level 2, 3 & 4 (Belize 08.04) Techniques + Zendradon Techniques 1 & 2. A copy of the "Khem Code", preferably in colour, to hand.

Actions:

1. With Maharic Shield (Ethos DN-4 Shield) still stationed at Chakra 12A, 24" above the head, and Eiros DN-4 Shield stationed 12" below feet, draw a 2-Point Inhale breath through the Centre of the Breathing Tube, one descending from Chakra 14, 36" above the head, and one ascending from Chakra 13 Earth Core, into the Seed Atom and Monadic Core at the AzurA ... while **leaving** the Maharic-Ethos Shield and Eiros Shield in their "**Lota Alignment**" positions. **PAUSE** at the top of the Inhale with mental attention focussed on the AzurA. **Remember** to draw the Density Lotus Arcs (**Ra-Na-TA Arcs**) into the vertical Position as you Inhale.
2. Look at, visualise or intend an image of the "Khem Code" (the 'A-Sha-Ra Reu-Sha-TA Khemalohatea Monadic Code) at the centre of your Seed Atom at the AzurA, then **forcefully Exhale** from the AzurA on a **6-Petal Axis**, using the Exhale breath to "**open**" the Density Ra-Na-TA Lotus Arcs outward to the 45deg. axis position. **PAUSE** at the bottom of the Exhale.
3. Next, **slowly Inhale** into the AzurA, using the Inhale breath to slowly draw the Density Ra-Na-TA Arcs back into vertical position, while expanding your mental awareness to the presence of the (larger) Sha-Na-TA Diamond Sun Lotus Arc Sets of the Lotosphere and Logosphere in the Crystal Body. As you **slowly Inhale** and bring the Ra-Na-TA Arcs into vertical closed position, observe and intend that the **larger** Sha-Na-TA Arc Sets (which have been phase locked in their vertical-closed position) begin **expanding** their Petals into the 45 deg. position in synchronisation with the **contraction** of the smaller Ra-Na-TA Arcs. As the Sha-Na-TA Arcs expand – and – Ra-Na-TA Arcs contract with the Inhale, notice a sensation of energy **leaving** your Breathing Tube, as the Sha-Na-TA expansion draws spent energy out of the Pillar of Power and back into the Ecka Lota; as this occurs, the Myonic Crystal and Miodic Vortices activate, opening the outgoing Radieonic Heliopaths and creating a Vacuum within the Breathing Tube Centre. **PAUSE** at the top of this slow Inhale and **mentally orient the Arcs**, Sha-Na-TA expanded to 45 deg. and Ra-Na-TA Arcs fully contracted (vertical) into Central Breathing Tube... *Try to sense the vacuum within the Pillar of Power Breathing Tube.*
4. Now, **slowly begin to Exhale** from the AzurA on a 2-Point Up/ Down Vertical Axis in the Breathing Tube. As the slow Exhale progresses, intend or visualise that as the 2-Point vertical breath slowly moves upward and downward, the Density Ra-Na-TA Arcs synchronistically expand out of their vertical closed position and back to a 45 deg. axis expansion. As the 2-Point **Exhale breath continues** the Ra-Na-TA Arcs expand/ open and the Sha-Na-TA "Diamond Arcs" synchronistically close/ contract to the vertical position. At the **bottom** of the 2-Point Exhale breath, the 2-Point breath **will be expanded** up and down the Breathing Tube from Chakra-13 Earth Core to Chakra-14, 36" above the head, the Ra-Na-TA Arcs are at full 45 deg. expansion and the Sha-Na-TA Diamond Arcs are at full contraction, the Sha-Na-TA "Petals" aligned vertically within the Crystal Body Breathing Tube. **PAUSE ...**
5. Pause for a moment at the bottom of this Exhale breath and **ensure** the proper orientation of the Arc Sets (as described above: #4) – and, take a series of 6 "Off-line" **surface breaths**, breathing normally **through the lungs ONLY**, NOT through the AzurA, while **keeping** the Lotus Arc Sets and Breathing Tube Breaths **fixed** in their Ra-Na-TA "Exhale" positions. **During** the 6 surface breaths **focus** your mental attention on the interaction of energy that takes place between the Sha-Na-TA Arcs and the **0.5 Radon Cells** of the Breathing

Tube as the **Sha-Na-TA Inhale/ Ra-Na-TA Exhale** occurs. The "Sha" Arcs are **closed** and aligned **vertically** within the Breathing Tube; as this occurs the 24 Lota Points activate – and – receive energy infusion from the Lota, generating Pulsar-Plasma Waves that enter and activate the Dyonic Crystal and Diodic Vortices and incoming Radieonic Heliopath Tubes of the Diamond Sun Crystal Body. As the Pulsar-Plasma Waves move inward toward the Pillar of Power, they release a **Ketheric** (Ethereic-Atomic) Back-flow **Radon Current** moving *outward* through the Heliopath Tubes.

The Radon Back-flow Currents "**turn on the Heliotalic Rays**" (outward emanating) of the Diamond Sun Crystal Body. The inward moving Pulsar-Plasma Waves move inward through the Heliopath Tubes into the interwoven 24 Lotus Points ... and the Lotus Points transfer the Pulsar Waves into the Radon Cells in the Breathing Tube for storage. As you breathe normally, using the "Surface Breaths" (lungs only) *try* to mentally follow this energy exchange from the Sha-Na-TA Arcs. **Before** re-engaging "**Breathing Tube AzurA Breaths**" mentally orient the (larger) "Sha" Arcs in their closed/ vertical Inhale position, the "Ra" Arcs in their 45 deg. axis open/ exhale position, and **visualise or intend** that the sequence of Heliopath Tube "**Sun Rays – turning on**" and the **5 Radon Cells** of the Pillar of Power turning to **glowing orbs** as they receive their infusion of Pulsar-Plasma Waves from the 24 Lotus Points.

6. Re-engage Breathing Tube breaths with a **slow 2-Point Inhale** from the AzurA, breathing energy down from Chakra-14 and up from Chakra-13, breaths meeting in the AzurA. **Notice** that as you re-engage the Breathing Tube with the AzurA Inhale, that the (smaller) "Ra" Density Arcs (which were in the expanded/ exhale 45 deg. position) move to the vertical Inhale position and the (larger) "Sha" Diamond Arcs expand out of their Inhale, back to their 45 deg. Exhale position. **PAUSE** at the top of the Inhale and observe/ intend that the Breathing Tube is vacated of energy by the "Exhaling Sha" Arcs until the Breathing Tube **reaches a rapid vacuum state**; and then, as this vacuum state is reached, the Radon Cells "**Fire**", releasing a **flood** of Heliotalic Spark Pulsar Waves into the Reu-Sha-TA Spiral in the Breathing Tube.

7. Exhale a 2-Point Vertical Breath **slowly** from the AzurA upward/ downward in the Breathing Tube, while observing/ intending that the (smaller) "Ra" Arcs expand to 45 deg. axis and the "Sha" Arcs again contract to vertical. **Pause** at the bottom of the exhale and observe/ intend that at the Exhale of the "Ra", the Reu-Sha-TA Spiral, in the Breathing Tube, transmits the incoming Pulsar Waves (released from the Radon Cells to the Reu-Sha-TA Spiral during previous Ra-Na-TA Inhale – Step 6) **to the Chakra Seals**, polarises the Reu-Sha-TA Spiral to **open** the Breathing Tube and "**turn-on**" the Chakras ... and the Chakras release the synthesised Pulsar Wave Currents to the Nadis Lines, Nadial capsule, DNA Template Silver Sanctum (Eckasha-shaped) Flame Body, Lotus Points, Yan Flow and into the "ManU Windows" in the nucleus of all the atoms in the body, beginning with those of the chemical DNA – and – simultaneously, the "Sha" Arcs "Inhale" and bring in more Plasma Rays to charge the Radon Cells ... The Breathing Tube **Respiration Cycle** is now set in motion.

8. Practice several sets of "**Double Arc**" Inhale/ Exhale Breaths from the AzurA, using the "**Ra**" (Ra-Na-TA) **Close** / "**Sha**" (Sha-Na-TA) **Open** Mental Command on each **physical Inhale** and "**Ra**" **Open** / "**Sha**" **Close** Mental Command on each **physical Exhale**. Use **SLOW** breaths and *try* to mentally keep track of the counter-moving, Expanding/ Contracting Arc Sets, **knowing** that in this movement the realities of Energy Exchange within the Breathing Tube are taking place **automatically**.

The Zendradon Awakening ~ Technique 4

Restoring the Reu-Sha-TA Spiral to the Christiac Imprint

(Overriding the Graviton-Sextant Vortex System)

Preparation:

All Kathara Level 2, 3 & 4 (Belize 08.04) Techniques + Zendradon Techniques 1, 2 & 3. "Khem Code" (A-Sha-Ra Reu-Sha-TA Khemalohatea Code) to hand.

Actions:

1. Inhale a 48-Point, **Zero Point Breath** into the RA Centre, bringing Ra-Na-TA ("Ra") Density Arcs into vertical/ Inhale position and Expand Sha-Na-TA ("Sha") Diamond Arcs out to their 45 deg. axis Exhale position. Bring Maharic Shield up to 12" below the feet.
2. Look at, visualise or intend the "Khem Code" at the centre of the Maharic Shield 12" below the feet, then Exhale **rapidly** from the **AzurA** on a **Single-Point** breath – downward – using Exhale to **push** Maharic Shield downward from 12" below feet into Chakra 13 & Mahadra – at Earth Core. **As you Exhale draw** (smaller) "Ra" Density Arcs to the 45 deg. axis "Exhale" position and the "Sha" Diamond Arcs into the vertical/ closed position.
3. When the Maharic Shield **enters** Earth Core at the Bottom of the Exhale, **rapidly and forcefully** Inhale from the Mahadra/ Chakra-13/ Earth Core/ Centre of Maharic Shield in Earth Core **using** the Inhale breath to **rapidly draw the Maharic Shield all the way up** to Chakra-14, 36" above the head. **Hold** breath at top of the Inhale ... **Notice** that as you rapidly drew the Maharic Shield up to Chakra-14, the "Ra" Density Arcs closed to vertical, and the "Sha" Diamond Arcs expanded to 45 deg. axis ... but also ... that as the Maharic Shield passed in to Chakra-14, and the parallel D-14 Primal Light Field, the **diagonal petals** of the (larger) "**Sha**" Arcs expanded to their 45 deg. axis Exhale position, then "**popped**" and "**jumped**", continuing a rapid Phase Expansion **to the Horizontal (90 deg.) axis** before immediately "jumping back" to the 45 deg. expansion axis. As the "Sha" Arcs "jumped" from 45 – 90 deg. to **Spark the LotE ROD**, the "Ra" Arcs (in their Inhale/ vertical Position) were **briefly joined by 2 more Arcs** from the PKA Loti, that "**flashed on**" on the horizontal 90 deg. axis of the **PCM LotE ROD**. The RODS of the LotE and Loti Spark at the "**top of the Inhale breath**" as the LotE Maharic Shield ascends to Chakra-14 for reset of the Reu-Sha-TA Spiral Axiom (& DNA) Template – the **Template of the Time Codes**.
4. Exhale **forcefully** from the centre of the Maharic Shield, at Chakra-14, 36" above the head, using the Exhale to **push** the Maharic Shield all the way down to the Mahadra/ Chakra-13/ Earth Core setting the restored Reu-Sha-TA Spiral Template into your Etheric Seed Atom Replica that exists within Earths' Shield at the point of your personal Mahadra Point (Chakra-13). **PAUSE** at the bottom of the Exhale ... and notice that the "Sha" Arcs have contracted to their vertical-Inhale position and that the "Ra" Arcs have expanded to their 45 deg. axis Exhale position.
5. Inhale **gently** and **slowly** from the centre of the Maharic Shield at Earth Core, using the Inhale to draw Maharic Shield up from Earth Core to position 12" below the feet. **Continue** the Inhale staying at the 12" below feet position, **keeping** Maharic Shield in this position while expanding the remainder of the Inhale breath **outward on a horizontal plane through** the Maharic Shield and **along** the 12 Fire Letters Lines of the Maharic Shield.
6. Leaving Maharic Shield stationed 12" below feet, Exhale a **Star-burst** of Pale-Aquamarine and Pale Silver-Violet Heliotalic Frequency **outward** from the centre of your Maharic Shield and **through all** 12 Fire Letter Lines, **simultaneously**.

Return to Surface Breathing and observe as the **entire** Maharic Shield and both the "Sha-Na-TA and Ra-Na-TA Lotus Arc Sets **"Flash"** with a **brilliant Pale Aquamarine/ Pale Silver-Violet Light**. The restored Reu-Sha-TA Spiral **Genetic Time Code Template** is now fully embedded within the Etheric-Density Templates.

7. Take a final 24-Point Inhale breath into the AzurA and Seed Atom, drawing the "Ra" Arcs vertical, and the (larger) "Sha" Arcs to 45 deg. Exhale **gently** on a **6-Point** axis **along the Lotus Arc Transmission Lines** of the Ra-Na-TA, and **observe/ intend** that your Diamond Sun Crystal Body Heliopath Tubes in the **outer Lotosphere and Logosphere "turn on"**, and your Crystal body looks like a **Sun-burst with 48 outgoing Rays**.

8. Resume natural Surface Breathing, and **be aware** that your Reu-Sha-TA Spiral will now **self-adjust** itself and the entire D-13 & D-1 Anatomy to the **4 restored Christiac Pattern**. Your "Sha" and "Ra" Arcs will follow their natural Time Wave of counter-phasing and your Breathing Tube will stay open (all on the D-13 & D-1 levels only with Zendradon activation), **setting the Core** of the Crystal Body Bio-computer to the natural Christiac pattern in **preparation for Kethradon Activation**. This D-13/ D-1 restoration of the Reu-Sha-TA Spiral will initiate **self-realignment** of the Myonic and Dyonic Crystals.

Chakras can now be individually re-set to natural Reu-Sha-TA to expedite restoration of Natural Planetary Alignment in Etheric and Physical Bodies, as follows ...

The Zendradon Awakening ~ Technique 5

Personal Chakra Polarity Restoration: Reu-Sha-TA Vortice Code Activation (For Personal – NOT – K-4 “Client Session” Use)

Purpose:

To Reset Natural Chakra Alignments to the Christiac Reu-Sha-TA Spiral for Expedited Diamond Sun Crystal Body Restoration.

Preparation:

All Kathara Level 2, 3 & 4 (Belize 08.04) Techniques + Zendradon Techniques 1, 2, 3 & 4.

Tools:

Set of 12 Reu-Sha-TA Chakra Codes – *preferably* in full colour.

Actions:








Activating the Reu-Sha-TA Palm Flames

1. Inhale a 48-Point Lotus Breath into the RA Centre, bring hands into “**Prayer position**” at **AzurA** and **continue** drawing breath up to the Pineal ... and **Pause** for a moment ... Next, Exhale a Single-Point breath down to the AzurA, and **split** the Exhale breath into **2 Horizontal Breaths**, sending Pale Aquamarine Sparks down the central Arm Cords and into the palms. **As** you split the Exhale Breaths at the **AzurA** bring the hands into **Lotus Touch Fingers position** at your side(s) and **Expand** the (smaller) “Ra” Density Arcs to 45 deg. axis position while **contracting** “Sha” Diamond Arcs to **vertical** position.
2. Using Lotus Touch Fingers of **Right Hand**, place the 3-Finger-tips cluster in the **centre of Chakra Code #1** (corresponds to Chakra-1) and **Inhale** from AzurA, drawing Etheric Blueprint of Chakra Code #1 **on to Lotus-tips of Right hand** (just as if the Etheric Code Imprint picks up off the paper like a singular, whole, disc that “sticks” to the 3-Finger-tip Lotus cluster of the R-Hand). **Hold breath** at top of Inhale, **keeping** fingers of **BOTH** hands in Lotus Touch Fingers position ...
3. Move Right hand with Chakra Code #1 Etheric Imprint Disc – attached to 3 Finger-tip cluster – to **vertical Chakra-1 Spiral**, engaging Chakra-1 Spiral **at the Knee-Point** in the Central vertical column between the Knees). With fingers in position at Chakra-1 Spiral, **Exhale** from the AzurA and **transmit** down the **Right Arm Cord ONLY** using the Exhale breath to **gently push** the Chakra-1 Code from the Right hand Lotus Touch finger-tips and into the Chakra-1 Vertical spiral. **Hold breath** for **3-6 seconds** at **Bottom of Exhale** for Code release to occur, then remove Right hand from Chakra-1 Spiral and **replace with Left-magnetic hand in Lotus Touch Fingers position**.
4. Breathe natural “Surface breaths” (lungs only) from AzurA, and **gently tap a 12-Tap Code** into the Chakra-1 Spiral **using left Hand ONLY**.
5. Repeat Steps 1 – 5 for **each Chakra 2 thru’ 6**, the **horizontal Chakras**, using the corresponding Numbered Chakra Code (or coloured “Med’ Card”) for each Chakra. **Locate Horizontal Chakra Positions (at the 0.5 Scale positions) from the Chart-pak Diagram**.
6. **After** Horizontal Chakras 2 – 6 are Reu-Sha-TA Coded, complete Chakra Code Induction on Vertical Chakra Code-7, inducing Code on Etheric Body level in Chakra-7 Vertical spiral at the centre of the top of your head.

7. Once Chakras 1 – 7 are encrypted with the Reu-Sha-TA Chakra Codes, “pick-up” the Etheric Imprint of Chakra Codes 8 – 12 “**all at once**”, **BUT in sequence** (first #8, then #9, etc.) “**Stacking the Chakra code Etheric Disc Imprints**” on the Lotus Touch Finger-tips of the **Right hand**. Use a **separate Inhale “pick-up”**, **then Exhale**, **move to the next Code** for “pick-up” using a dedicated Breath Sequence for **EACH** Chakra Code 8 thru’ 12. When Chakra Code # 12 is “picked up” **HOLD Inhale** breath and **prepare** to move hand with the **5 Chakra Code Imprint Etheric Discs** (Chakra Codes 8 thru 12) into **Transmission Position**.
8. Move the **Right hand** with Chakra Codes # 8, 9, 10, 11, 12 Imprint Discs **to the RA Centre** at Chakra-3, then **gently Exhale** a Single Point breath from the AzurA, down the Right Arm Cord **ONLY**, using the **Single Exhale** to **release ALL 5 Chakra Code Imprint Discs** into the RA Centre (Etheric Body level) **simultaneously**. **Wait 6 – 12 seconds**, **holding the breath** at bottom of the Exhale for **full Code release to occur**.
9. Return to natural “Surface breathing” and **remove Right hand** from RA Centre, **replacing it with Left hand** in Lotus Touch Fingers Position. **Tap in a 12-Tap Code**, into the RA Centre Etheric Body level to activate the 5-Chakra Code Cluster. The RA centre will **direct** the 5 Chakra Codes to the corresponding Chakras **automatically**.
10. Take a final Inhale breath into the AzurA, using the Inhale to move the (smaller) Ra-Na-TA (“Ra”) Density Lotus Arcs up to Vertical and the Sha-Na-TA (“Sha”) Diamond Lotus Arcs **simultaneously** to the 45 deg. open position. **Release the hands** from the Lotus Touch Fingers Position **as you Inhale**, **bringing the hands to the “Prayer position” at the AzurA**.
11. Take a final Exhale breath fro the AzurA, Exhale downward to the Mahadra, and **release “Praying hands” as the breath reaches the Mahadra**. Chakra Codes will activate as the final Exhale reaches the Mahadra and Reu-Sha-TA Palm-Finger-tip Flames will disengage.

PLEASE NOTE:

To retain Zendradon Cell Activation, and corresponding effects, **repeat the entire 5 Technique Sequence as one long Technique, at least once per week (and preferably twice) until Kethradon Earth Activation Techniques become available – or otherwise – thereafter for at least 4 months** before initiating Kethradon Activation Techniques.



The MCEO "LO-GA'S" – Frequency Breathing Movements Modality **For Support & Development of Personal Field Frequency Holding Capacity & Accretion**

ENTRY LEVEL for USE IN ASSOCIATION WITH KATHARA LEVELS 1 – 3/ 4 TECHNIQUES

The Frequency Breathing Movements Modality (FBM's), or "Lo – ga's" System, is a simple and necessary means by which *all personal preparation* for personal field clearing-healing, PBIS development, and Shields Clinics/ Templar Flame-keeper impacts can be maximised; all Technique practice can be 'potentised', and all personal, inter-personal and Planetary healing, and Host Field involvements can be more fully, and effectively, realised. The "Lo – ga" FBM's should be utilised as a complementary "accelerator" in conjunction with, not as an alternative to, all Linking Sequence and Kathara Level 2-3 Techniques.

In other words, regular use of FBM's accelerates the expression and effect of Crystal Body Alignment via stimulation, clearing and charging of Axiom-Meridian, Radis, and Nadis Lines, DNA Template, Signets and embodied Chakras in direct co-resonant response, to and with, the Crystal Body Lotus Points.

The principle of "Lo – ga" combines the utilisation of Lotus Breathing/ Flame of Ra Currents with specific breathing – directional flow awareness within the physical body-vehicle, coupled with anatomical stretching-targeted stimulation which, together, facilitates accelerated dissolution, and progressive transmutation of "past", current and future miasmatic and Sho – Na Crystals (STF detritus), in key anatomical areas (e.g. tail-bone area, housing 1st Cell, Etheric ducts, K-2 Signet Centre) thus facilitating more rapid and effective field frequency accretion and field frequency holding capacities, increasing personal 'stamina' and Spiritual Potency in relation to increasingly effective engagement with Ecka-Heliotalic Primal Life-Force Currents, applications and effects.

Accordingly, successful utilisation of "Lo – ga" FBM's presupposes conscious utilisation of a CRM-task related perception of the physical body vehicle, and it's intrinsic Energetic Potential, from the stand-point of the "Lightning Rod" effect inherent to the Personal, Tribal and Planetary Shields relationship (K-3/ K-4 refers). The action of FBM's begins and ends with the kind of higher mental posture which reflects the significance of such applied understanding. Such applied understanding produces a "new" reverence for the physical body vehicle, it's intrinsic, and vital, utility in maximising the personal PBIS-Templar effect, the urgent need to prepare for *direct* participation in the development of an effective Host Vehicle for Density 1 Life-forms, the ability to re-engage our Eternal Life Potentials, further influencing our association with the Christiac Planetary Time Wave and, in the event, our biological readiness to respond to a *sudden* Star Gate evacuation notice, should such a scenario prove necessary.

It is most appropriate to acknowledge that, on an individual basis, we each embody specific Contracts and Agreements, some of which presuppose different consequences arising from this kind of *primary utilisation* of the 3-D body-vehicle (i.e. physical "exertion"), viewed from an Inter-dimensional perspective. It is not uncommon to associate transmutation of Tribal and/ or Planetary Karma with various forms of physical debilitation and, possibly, dis-ease, *for example*, and in such cases the extent of FBM utilisation is rendered more challenging. Nevertheless, and in all cases, the regular use of FBM's is much recommended for the reasons stated above, albeit allowing for appropriate personal discretion, but not at the expense of regularity.

The 3 prerequisite elements that each person is asked to "gift" to themselves to "create" a Lo – ga FBM Session are:

- 1 Mastery of Time, Emotional, Mental and Physical body. Utilisation of extended Christiac understanding and intention to override negative Sho-na Transposition Filter (STF) influences and programming.
- 2 Development of your own proactive FBM methodology, and self awareness, whilst progressively incorporating K2-3 Lotus breathing, & related technique.
- 3 Christiac determination and Conscious preparation for "front line" Flame-keeper Service Agreements.

Displaying the *Art of Gentle Persistence* and *Graceful Self-determination* ...

MCEO "Lo – ga" FBM SESSION GUIDELINES

- 1 Establish, with your Rishi, whether or not there is value and purpose (hidden or otherwise) in your adoption of Lo – ga. Do this on a simple Yes or No basis, and determine to honour that whatever the answer is.
- 2 A "yes" implies the need for a *sacrosanct* agreement, and for reasons that will scope way beyond the basic reasons for your consideration outlined herewith. Consider whether you are ready to make, and not break, such an agreement, at this time. If necessary, defer until you feel more ready to adopt such a commitment.
- 3 In agreement, resolve to spend *some* time, every *other* day, working with the Lo –ga FBM Entry Level Programme. (Progression to FBM Intermediate, in parallel with K-4 thru 6, may or not prove necessary or appropriate). The necessary time-commitment for Entry Level amounts to 24 minutes, though deeply luxurious sessions can account for one-hour if attitude and circumstances permit.
- 4 Consciously begin to adjust the typical 3-D perception of the body-vehicle, regardless of it's current shape or present condition. Recognition of one's biology as an immensely powerful and influential CRM tool produces an inexorable flow of self-reverence, self-support and renewed determination to more actively facilitate Victory.
- 5 During your session, if not at any other time, express this reverence and awareness by "being with" and moving your body with elegance, grace and, eventually, greater self-aware stamina and power.
- 6 Intend, and create, the ability to breathe Lotus from your Ra, from your very first session whilst undertaking each Movement. To do this may be as much as you can comfortably do – allow that to be OK, BUT do not forget that the key ability is to breathe Lotus and DIRECT the frequencies to where your body tells you, through the feeling of it's congestion (areas of tightness), to where the frequency is needed.
- 7 When extending the body, breathing into Sho-Na crystal/ miasmatic congestion that the FBM engages, ALWAYS do so with the EXHALE. Do NOT force the physical body at any time; simply observe the body as it responds to your intention to assist in its "opening/ clearing". Do NOT judge your body, do NOT compare it with others, do NOT force it beyond its natural, immediate potentials, but respect its willingness and capability in the moment, regardless of what "other people" can do. Your body will respond much faster than you can imagine – provided that YOU ensure that your mental and emotional body permit consistency and regularity.
- 8 Whatever you do, do it well – slowly and gracefully. Ensure that the total session time that you spend in/ with any given Movement, at the point of MAXIMUM NATURAL EXTENSION, is 15-30 seconds – breathing into areas of Sho-Na crystal congestion throughout this time, particularly.
- 9 FBM Target extension and breathing areas, Kathara Signets, Chakras and Lotus Points, are intrinsic to the "Lo – ga" System and are noted over, within the descriptions of each of the 12 Entry Level Movements. Try to incorporate specific awareness of the relationship between Movement, Breathing and Target area(s) and Sho-Na crystal transmutation.
- 10 ALWAYS begin with the Lotus Touch "Quick Fire" (K-3, Tech'-2) and breathe 48-Point breaths from the Ra, before moving a muscle. Remind yourself and your body about what you are doing and why, each time feeling more renewed, optimistic and powerful.
- 11 Determine to begin, and determine to continue – a little effort, *consistently applied*, WILL produce significant and noticeable results.
- 12 If in any doubt about the appropriateness of your personal involvement in this activity you are advised to consult your doctor. Use of the "Lo – ga" System is both a personal choice and a personal responsibility and, thereby, exonerates the APMCEO and it's representatives from any adverse outcomes and associated claims.

The LO-GA System is not intended to diagnose or treat any physical, mental or emotional disease, illness, syndrome or disorder and is not presented as a substitute for informed medical advice. It is advisable to refrain from beginning the LO-GA program if you are recovering from a recent injury or surgery, if you have any medical condition, disability, or ailment which may be aggravated by physical activity such as, but not limited to, disc problems, heart disease, high blood pressure, pregnancy, hip or knee replacements, severe cold or flu symptoms or infections, or if you are taking any medications which may hinder or affect physical activity. Always seek the advice of a licensed, health care professional before beginning this or any other exercise program. Neither the APMCEO nor its representatives are responsible for any injuries allegedly suffered or damages or losses incurred during or as a result of following the LO-GA program.

MCEO "Lo- ga" Frequency Breathing Movements: Entry Level – Kathara 1 – 3

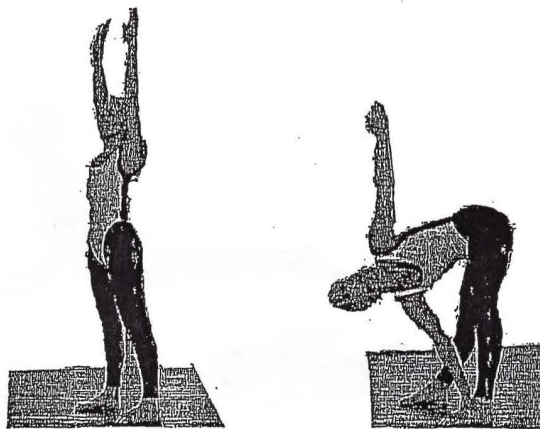
During the first 4-weeks of use please begin every Breathing Movement with the Lotus Touch "Quick Fire" Technique. Breathe 24, 36 or 48-Point Lotus Breaths from the Ra Centre throughout, exhaling into Target areas – and especially – for not less than 15-30" at the point of maximum physical extension, holding the extension, before completion of each Movement

FBM #1: Stand, feet hips apart. Do LTQF. Inhale, & Exhale dropping head forward, knees bend, arms hanging. Hold, Inhale & Exhale from Ra allowing upper body to fold forward & down, knees bending more. Remain folded down, repeat Ra Inhale and Exhale into deeper fold, relaxing more, following body down until backs of hands touch floor. Hold at deepest stretch - breathing Exhale into body parts from Ra. Inhale body back up on several in-breaths; Exhale to close.



Stimulates: Central Vertical Current, Tailbone Complex, Chakras 6, 7, & 9, KS-2, Bio-etheric Interface Lotus Points T1 thru' T6

FBM #2: Stand, feet apart (3'). Do LTQF. Stretch arms up on Inhale, Exhale into forward fold & grasp Left leg w/ RH, legs straight. Inhale & on Exhale lift Left arm vertical, head turning up. Hold & breathe from Ra Exhale into Targets for 12" On Exhale gently lower arm, clasp legs, pull body in Inhale, & on Exhale grasp Right leg w/ LH. Lift Right arm on Exhale, head turning up. Hold & breathe from Ra. Exhale into body for 12". Lower arm on Exhale, clasp legs, pull in, raise up on Inhale. Exhale.



Stimulates: Extends effects of FBM #1 – plus – E-Umbi, KS- 3 & 4, Knee chakras, Bio-etheric Interface Lotus Points L3/ L4(Rod)

FBM #3: Lie flat, knees up. Do LTQF. Inhale/ Exhale in Ra. Do Long Inhale raising arms up & over to floor, allow pelvis to lift. Hold. Then, long Exhale from Ra, returning arms to start, & allow pelvis to drop back.

Repeat 6 times. Focus Exhale on opening around chest, AzurA, upper back & Pelvis plus any other areas of tightness, target area by target area.

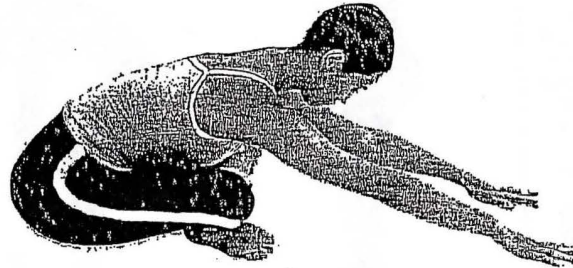


Stimulates: AzurA, KS 6 & 7, Chakras 4 & 8

MCEO "Lo- ga" Frequency Breathing Movements: Entry Level – Kathara 1 – 3


During the first 4-weeks of use please begin every Breathing Movement with the Lotus Touch "Quick Fire" Technique. Breathe 24, 36 or 48-Point Lotus Breaths from the Ra Centre throughout, exhaling into Target areas – and especially – for not less than 15-30" at the point of maximum physical extension, holding the extension, before completion of each Movement

FBM # 4: Sit 'X' legged, front shin horizontal. Do LTQF. Place palms on floor ahead. Ra Inhale & Exhale thru' hips to armpit, x 3. Ra Inhale then Exhale slowly sliding palms away. Hold. Repeat Inhale, Exhale move slowly, to reach max. extension, dropping forehead to(ward) floor. Hold max. extension, breathe from Ra Exhale into Knees, Hips, Shoulders for 15-30". Return to Start moving on Inhale. Use 3-4 breaths to do this. Repeat with leg positions reversed.




Stimulates: Spine-Central Vertical Current, Chakra-1/Tailbone Complex, KS 2, 3 & 4

FBM # 5: Kneel, do LTQF. Lie flat face down palms on floor at side of chest, feet slightly apart. Inhale & lift head, shoulders, chest w/out pushing w/ hands. Exhale into upper body. Inhale, and use hands to support upward movement. Exhale. Inhale, lift from back, support w/ hands-arms, pushing gently to extend stretch through lower back & Exhale at max stretch. Hold. Inhale/ Exhale at max stretch for 15". Inhale, & return to start on Exhale.



Stimulates: Balances polarity to FBM # 4 points – plus – Chakra 3/ Ra Centre, 4 & 5, AzurA & Spleen

FBM # 6: Sit, do LTQF. Lie flat on back. Inhale, bringing knees up over chest, use hands to support back. Straighten legs on Exhale horizontal to ground. Hold. Inhale drawing knees to forehead. Exhale & hold. Inhale & on Exhale straighten legs over head, allowing weight of legs to pull toes gently toward floor. Hold. Inhale knees back to forehead. Hold. Exhale legs back over head. Repeat 3-6 times or until toes touch floor. Breathe into max stretch for 30". Roll out on Exhale.



Stimulates: Central Vertical Current, Chakras 1, 7, 8 & 9, KS 9, 10 & 11, AzurA, Bio-etheric Interface Lotus Points T5/ 6


MCEO "Lo- ga" Frequency Breathing Movements: Entry Level – Kathara 1 – 3

During the first 4-weeks of use please begin every Breathing Movement with the Lotus Touch "Quick Fire" Technique. Breathe 24, 36 or 48-Point Lotus Breaths from the Ra Centre throughout, exhaling into Target areas – and especially – for not less than 15-30" at the point of maximum physical extension, holding the extension, before completion of each Movement

FBM # 7: Sit, do LTQF. Put arms behind shoulders, fingers toward buttocks, legs straight ankles together

Inhale & on Exhale lift your body from floor like it's a flat board, head/ neck back. Hold & breathe into the posture briefly. Slowly lower bottom to floor. Repeat 3 times.

Build up strength until it is possible to hold & breathe into the posture 6 times, later for 15- 30".




Stimulates: Chakras 3, 4, 5 & Palms/ fingers; KS 6 & 7; Bio-etheric Interface Lotus Points U 1/2 & U5/ 6, M1 thru' L6, L1 thru' L6

FBM # 8: Sit, do LTQF. Move to X-leg position, or sit on heels, or sit "between the heels" (see diagram).

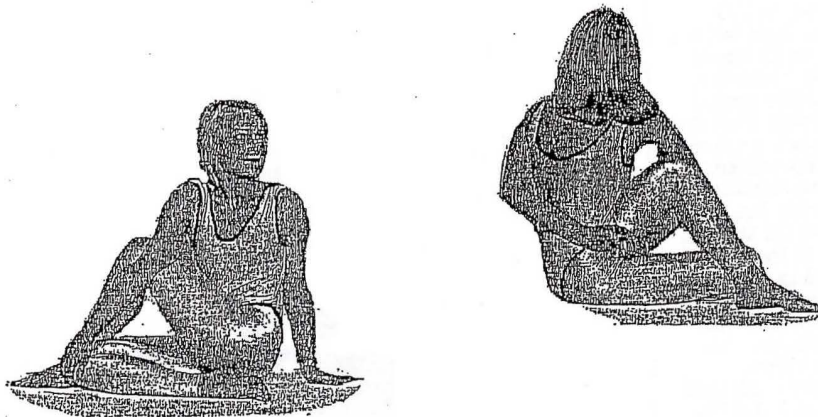
Inhale, lift RH up & over Right shoulder. Exhale & lift Left arm up the back to link fingers w/ RH. Inhale & on Exhale move head down toward (or onto) Left (upper) knee. Hold & breathe into extension x 6, later 15-30" Inhale & return to start & Exhale.

Reverse leg & arm positions & repeat.



Stimulates: Overall Bio-field Balance, Chakra 4 (rear) & 9, KS 6 & 7

FBM # 9: Sit, do LTQF. W/ legs straight, bring Right heel into groin. Place LH on floor behind back. Bring Left foot over Right thigh & onto floor, next to thigh. Inhale & on Exhale move Right arm to outside of Left knee & hand onto Right knee *gently* twisting body & turning head over Left shoulder. Inhale deeply & Exhale, *carefully* pushing the twist to the Left. Hold & breathe into the extension x 6, later for 15-30". Reverse all positions, on the breath as above, & repeat.

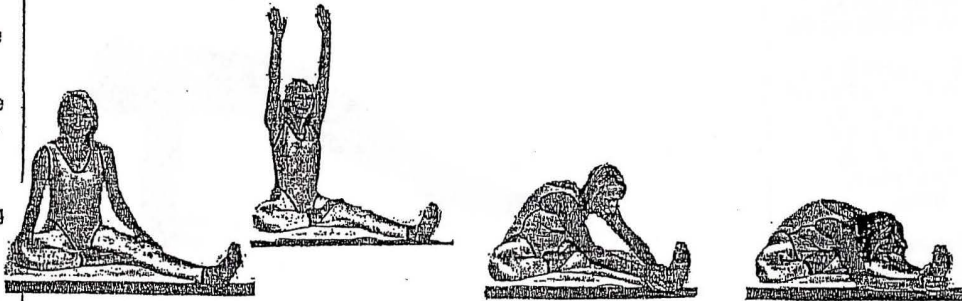


Stimulates: Central Vertical Current, Chakra 3 & Ra Complex (+ liver, spleen, kidneys, colon)

MCEO "Lo- ga" Frequency Breathing Movements: Entry Level – Kathara 1 – 3

During the first 4-weeks of use please begin every Breathing Movement with the Lotus Touch "Quick Fire" Technique. Breathe 24, 36 or 48-Point Lotus breaths from the Ra Centre throughout, exhaling into Target areas – and especially – for not less than 15-30" at the point of maximum physical extension, holding the extension, before completion of each Movement

FBM # 10: Sit, do LTQF. W/ Legs straight out, move Right foot into Left groin & RH onto Right knee. Bounce Right knee to floor 6 times. Inhale, raise both arms, Exhale & reach to Left ankle keeping back & leg straight. Inhale & on Exhale follow breath moving hands down toward foot. Repeat to full extension & grasp ankle, big toe or link hands around foot. Hold. Inhale & Exhale 6 times into hips/ knees. Inhale return to start Exhale. Shake out legs. Reverse leg position & repeat.




Stimulates: KS 2, 3 & 4, Knee Chakras, Bio-etheric Interface Lotus Points L1 thru' L6

FBM # 11: Sit, do LTQF. Legs straight, lift & hold arms parallel to floor. Inhale & on Exhale lift legs from floor to balance on buttocks. Hold, Inhale & Exhale. Relax & repeat x 3, then later x 6.


After several sessions, position hands behind head before raising legs on Exhale. Hold. Inhale & Exhale for 3, 6 then 12 breathing cycles.

Relax/ return to Start on final Exhale.



Stimulates: Chakra 2, KS 2, 3 & 4, Bio-etheric Interface Lotus Points M1 thru M4, & L1/ 2

FBM # 12: Stand, do LTQF. Inhale & lift your Right heel up & into the Left groin (or knee or ankle) & Exhale. Inhale lifting both arms up, palms meeting above head. Exhale. Stare at a spot 12' ahead to help balance. Inhale 'Yan' Ethos-Etheric Current up from Mahadra in to Ra & Exhale into Top, Male, Electrical, 33 1/3 CW Merkaba. Repeat 3, 6 or 12 times +. Inhale, Exhale & lower arms & leg. Reverse positions. Inhale 'Yun' Eiros-Etheric Current down from Adhrana & in to Ra. Exhale into Bottom, Female, Magnetic 11 2/3 CCW Merkaba. Repeat, 3, 6 or 12+ times. Inhale. Exhale & lower arms & leg.



Stimulates: Density-1 Merkabic Alignment, Balancing & Rotation, KS 3 & 4, Bio-etheric Interface Lotus Points L3 thru' L6