

Crise - Essays  
& Notes

Stage 1 ideograms are pictorial representations  
of the major AEE gestalts - "the big picture".

A representation which suggests what the  
object is -- the ideogram "writes itself" if  
the subject (me) is quick enough to grab  
the psychic signal. If the signal is  
missed (? see question) AEE's may occur (subjectification)  
and must be resolved by writing them down - objectifying  
them.

Ideograms in stage 1 are to be grabbed quickly and  
written (drawn) without subjectification! The phrase  
a then establishes the feeling of the ideogram  
(re-tracing). Then step 2 allows the analytical  
conscious to decide - objectively - the ideogram for  
identification.

Richard  
12/2/81

Excellent

DAILY PROGRESS REPORT

Topic studied: IDEOGRAMS  
(over)

Name: Richard

Date: 12/2/81

Positive comment: I am excited about receiving  
a psychic signal and being able to construct  
an ideogram from it. Some other feelings are  
amazement + a bit of disbelief

Negative comment: (?) The most difficult thing for me is  
to stop the subjective process once it's started -  
I guess recognizing the subjective process early enough  
and objectifying it should work...

Have any misunderstandings or confusions been left unresolved: \_\_\_\_\_

If so, what? Once coordinates are given - for how long  
are psychic signals "sent"? Are we really slowing down  
signals or just focusing on certain ones? - some strokes?

Suggestions: \_\_\_\_\_  
\_\_\_\_\_  
\_\_\_\_\_

(Signed) Richard

# CRV CLASS SESSION #2

①

## Subjective:

~~Text~~

STAGE 1 - Gestalt: IDEOGRAM

STAGE 2 -

- 2a. of or relating to the essential <sup>(myself)</sup> being OF that which supports attributes or relations.
- 3b. rising from conditions ~~in the brain~~ within the brain or sense organs and not directly caused by external stimuli;
- c. arising out of or ~~arising from~~ identified by means of one's awareness of his own states or processes.

A psychic impulse - don't know where but...  
it does impact on something...

MUST STOP "comparative" if to be success

Objective: something toward which effort is directed: an aim or end of action: GOAL

OBJECTIFY: (a) TO cause to become an object. (b) TO make objective  
2. externalize

IF you externalize a psychic signal you will bring subjective process into ~~play~~ play.

IF you write it down - it stops  
the comparative process. (Objectification stops subjective processes)

decoding: writing down analytical overlays.  
(1<sup>st</sup> of 4 simultaneous processes)

Matchmaking when loops loop. - A runaway Allegory...

→ STOP subjective functioning!!


when a vision is fulfilled in the physical universe - it stops. So, when you objective the signal - the Aor will stop.

Objectifying moves it to left hemisphere, which apparently monitors the U.

Ideogram: a picture or symbol used in a system of writing to represent a thing or an idea - but not a particular word or phrase for it. esp. one that represents not the object pictured but something or idea that the object pictured is supposed to suggest [Ideogram for ideas - SINGLES]

A Psi signal not impeded by analytical overlays will produce an ideogram - with the condition... you are intent & guide enough to grab it. The signal is instantaneous.

(3)



GRAB THE SIGNAL - The ideogram will produce (draw) itself.

It may not be recognized by left hemisphere.

don't do this because it calls for Analytical overlay

"What is this" triggers AOL Subjectivity

Stage 2 do not produce ideograms.


Phase A: Feel the motion of the ideogram. (feeling/motion)

b step: where the analytical conscious can see the ideogram, has felt the motion & can decide what it is - IFF there is no loop! or it must say "not enough data yet..."

when  $err$  is introduced, it is introduced in  $b$  step. (4)

in stage 1 - pull ideograms + do stage 1.

$b$  pops up instantaneously! if not, you must assume you missed it - or it went there.



retracing the ideogram retrieves the phase.

Stage 1 ideograms - relative to Maya site gestalts.

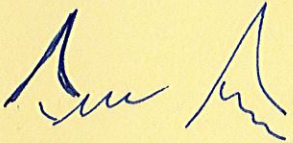
~~2~~

# TYPES of telegrams:


- Single telegram (Continuous line)



- multiple telegram (<sup>how</sup> essentially 2<sup>+</sup>)  
because we need  
2 phone a's




- composite telegram. pen has left paper several times, but is concerned <sup>one formation</sup> (back to a single a.)  
a series of electrical lines (usually)

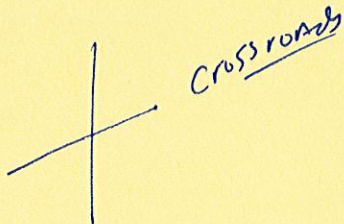


- Double telegram

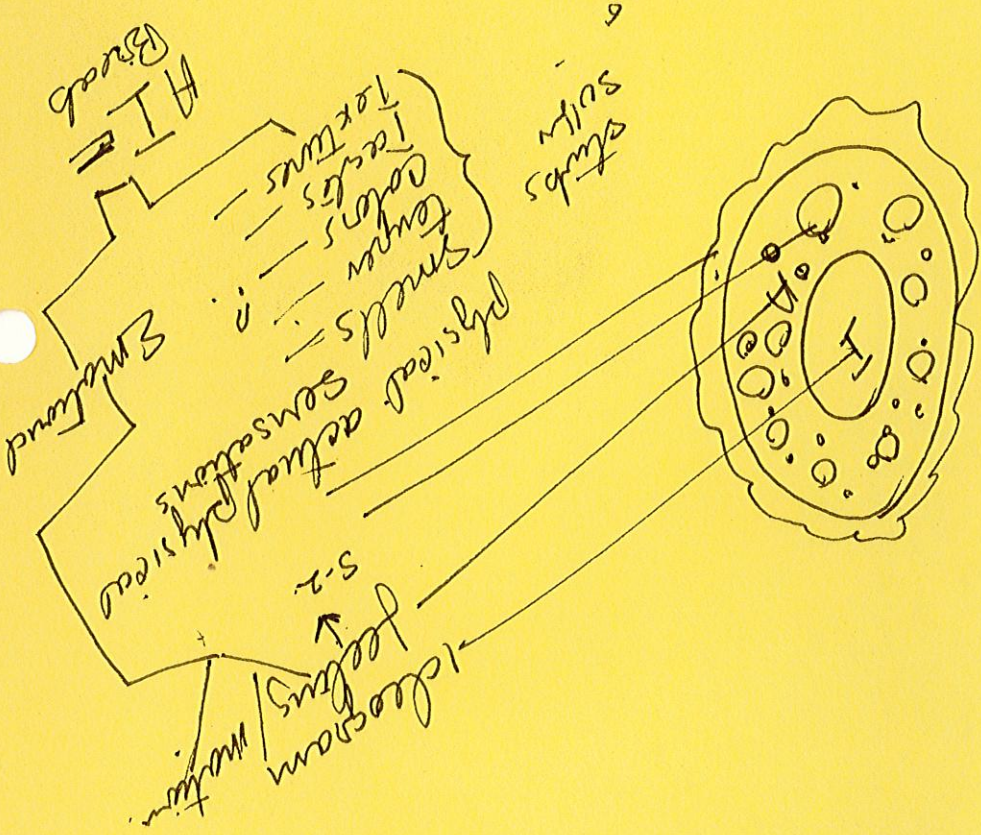
Highway



takes electrical double lines to portray it.



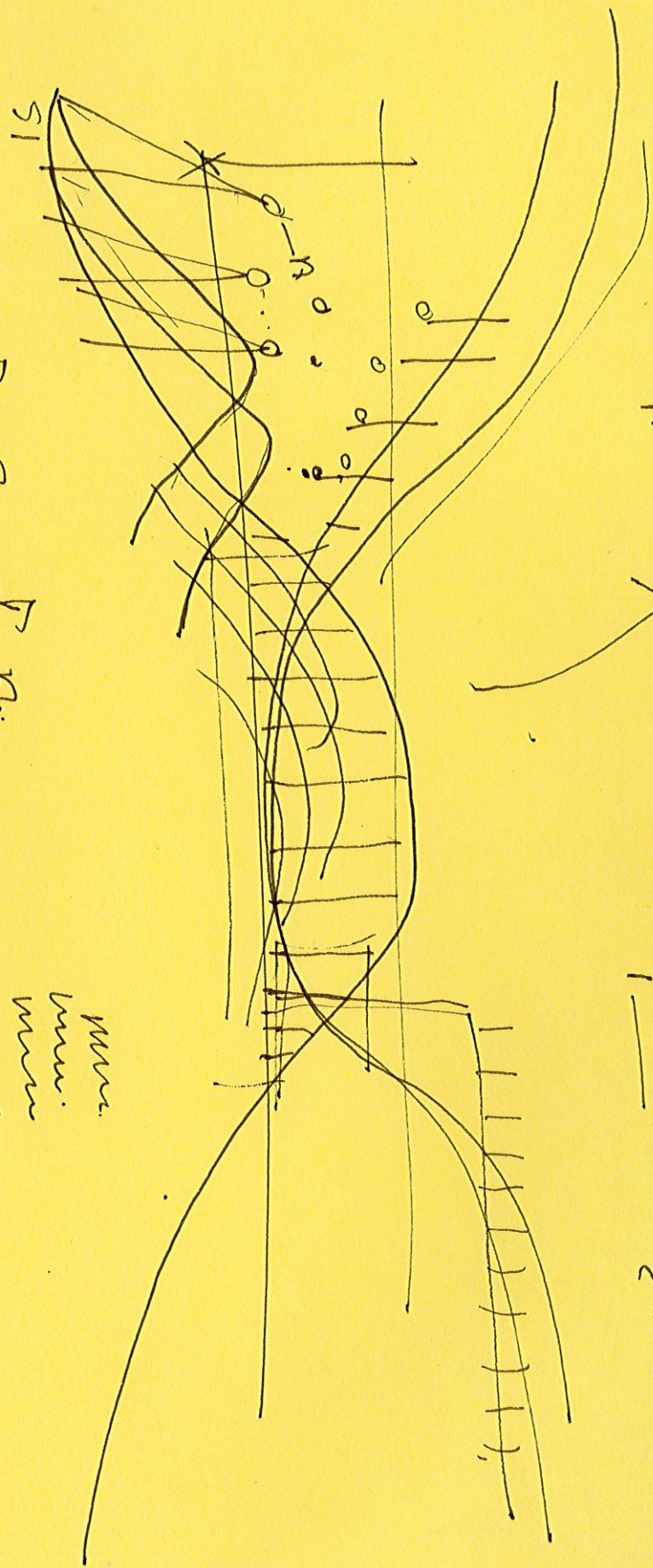
Crossroads



S-2  
F  
R.  
B.

F  
R.  
B.

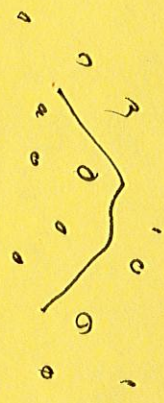
~~~~~  
~~~~~  
~~~~~  
~~~~~  
~~~~~



M11

1

2. ~~~~~



GRISE CUT SHEETS